

БОЛЬШОЙ СКЛАД ЗАПЧАСТЕЙ В САНКТ-ПЕТЕРБУРГЕ

Для лодочных моторов Suzuki в наличии все ходовые запчасти, сервисные наборы, расходные материалы, оригинальные аксессуары, оригинальные и не оригинальные гребные винты, “ноги”, тросы для установки на лодку и многое другое.

Найдите в каталоге коды необходимых запчастей

и отправьте их список на Email: parts-katalog@yandex.ru

мы пришлём информацию о цене и наличии

Возможен самовывоз со склада в Санкт-Петербурге

или отправка EMS по России

Наш сайт: www.partskatalog.ru

Контактный телефон: +7 (981) 121-46-93

Особое внимание, обратите на модификацию двигателя. Сверьте серийный номер и скачайте «правильный» каталог запчастей. Не путайте старые моторы серии «Т» и новые серии «А».

SUZUKI

PARTS CATALOGUE

DF15

DF15

DF15R



OUTBOARD MOTOR

2011-5

1ST EDITION

PREFACE

When it becomes necessary to replace parts on SUZUKI OUTBOARD MOTORS, always use SUZUKI GENUINE PARTS which have passed a strict inspection which guarantees quality and performance.

This parts catalogue covers the list of all service parts for SUZUKI DF9.9/15 production 2011.

INSTRUCTIONS FOR QUOTING THE CATALOGUE

1. DIMENSIONS

Dimensions of the parts in this catalogue are indicated in unit millimeters.

2. ABBREVIATIONS

Abbreviations used in this catalogue are as follows:

AR	: As required	NT	: Number of teeth
ASSY	: Assembly	OPT	: Optional
E.NO.	: Engine number	OS	: Over size
F.NO.	: Frame number	STD	: Standard
D	: Diameter of material	T	: Thickness
ID	: Inside diameter	US	: Under size
OD	: Outside diameter	W	: Width
L	: Length	W/	: with
LH(PORT)	: Left hand side	S,L	: Transom type
RH(STBD)	: Right hand side	SUS	: Stainless steel
~123456	: Up to E. NO. 11503F-123456		
123456~	: From E. NO. 11503F-123456		

$\frac{12}{\text{ID}} \times \frac{34}{\text{OD}} \times \frac{5.6}{\text{T(or W, L)}}$ Figures in the description column
show the dimensions of parts.

→12345-56781 (Parts No.) : indicates that the parts number was changed to 12345-56781 and the new parts are interchangeable with the former ones but the former ones are not interchangeable with new ones.

←12345-56781 (Parts No.) : indicates that the former and new parts are interchangeable with each other and both are usable.

3. INNER PARTS OF ASSEMBLY

Part name with a dot (.) in front as shown in the description column indicates the component of the assembly also available individually.

4. MODIFICATION NOTICE

A parts bulletin will be sent to you on all occasions when changes in parts occur, including interchangeable modifications between new parts and old ones.

5. NOTE

5-1. There are some different parts from those of production models among spare parts for the administrative reasons and common use of them with other models.

5-2. In respect of rubber hoses and vinyl tubes, please be sure to use them by cutting off according to the length mentioned on parts catalogue or what is actually required on the vehicle.

5-3. Note that the drawings on the illustration page are for ready reference of spare parts number, not to be used as an assembly manual.
When assembling, use "SUZUKI SERVICE MANUAL".

6. MODEL NAME AND ENGINE NUMBER

<u>MODEL</u>	<u>DESTINATION</u>	<u>TYPE</u>	<u>TRANSOM</u>	<u>ENGINE NO.</u>
DF15	P01	01503F	S, L	01503F-210001~
DF15R	P01	01503F	S, L	01503F-210001~

MILLIMETER → INCH CONVERSION CHART

	0	1	2	3	4	5	6	7	8	9
00	.000	.039	.079	.118	.157	.197	.236	.276	.315	.354
10	.394	.433	.472	.512	.551	.591	.630	.669	.709	.748
20	.787	.827	.866	.906	.945	.984	1.024	1.063	1.102	1.142
30	1.181	1.220	1.260	1.299	1.339	1.378	1.417	1.457	1.496	1.535
40	1.575	1.614	1.654	1.693	1.732	1.772	1.811	1.850	1.890	1.929
50	1.969	2.008	2.047	2.087	2.126	2.165	2.205	2.214	2.283	2.323
60	2.362	2.402	2.441	2.480	2.520	2.559	2.598	2.638	2.677	2.717
70	2.756	2.795	2.835	2.874	2.913	2.953	2.992	3.031	3.071	3.110
80	3.150	3.189	3.228	3.268	3.307	3.346	3.386	3.425	3.465	3.504
90	3.543	3.583	3.622	3.661	3.701	3.740	3.780	3.819	3.858	3.898

How to read

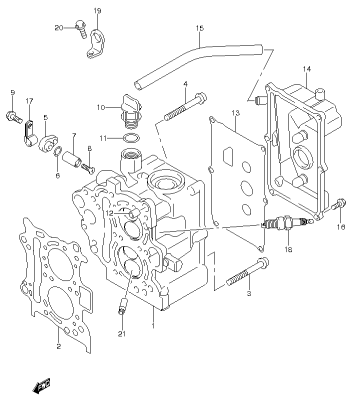
	0	1	2	3	4
00
10
20	0.906	...
30

23 millimeters equal 0.906 inch

Contents are subject to change without notice or obligation.

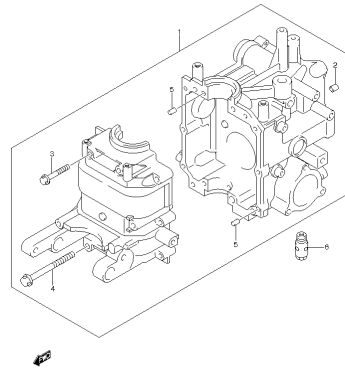
FIG. NO.	T I T L E	ADDRESS NO.
1	CYLINDER HEAD	1-B-02
2	CYLINDER BLOCK	1-B-03
3	CRANKSHAFT	1-B-04
4	TIMING BELT	1-B-05
5	CAMSHAFT (DF15 P01)	1-B-06
6	CAMSHAFT (DF15R P01)	1-B-07
7	INLET MANIFOLD	1-B-08
8	CARBURETOR (DF15 P01)	1-B-09
		1-B-10
9	CARBURETOR (DF15R P01)	1-B-11
		1-B-12
10	FUEL PUMP (DF15 P01)	1-B-13
11	FUEL PUMP (DF15R P01)	1-B-14
12	WATER PUMP	1-B-15
13	THERMOSTAT	1-C-02
14	RECOIL STARTER	1-C-03
15	THROTTLE CONTROL (DF15 P01)	1-C-04
16	THROTTLE CONTROL (DF15R P01)	1-C-05
17	OIL PUMP	1-C-06
18	OIL PAN	1-C-07
19	CLUTCH (DF15 P01)	1-C-08
		1-C-09
20	CLUTCH (DF15R P01)	1-C-10
21	TRANSMISSION	1-C-11
		1-C-12
22	STARTING MOTOR (ELECTRIC STARTER)	1-C-13
23	MAGNETO (DF15 P01)	1-C-14
24	MAGNETO (DF15R P01)	1-C-15
25	IGNITION COIL	1-D-02
26	RECTIFIER (DF15 P01)	1-D-03
27	RECTIFIER (DF15R P01)	1-D-04
28	ELECTRICAL (DF15 P01)	1-D-05
29	ELECTRICAL (DF15R P01)	1-D-06
30	CLAMP BRACKET (DF15 P01)	1-D-07
31	CLAMP BRACKET (DF15R P01)	1-D-08
32	SWIVEL BRACKET (DF15 P01)	1-D-09
		1-D-10
33	SWIVEL BRACKET (DF15R P01)	1-D-11
		1-D-12
34	DRIVE SHAFT HOUSING	1-D-13
35	GEAR CASE	1-D-14
		1-D-15
36	SIDE COVER (DF15 P01)	1-E-02
37	SIDE COVER (DF15R P01)	1-E-03
38	ENGINE COVER	1-E-04
39	FUEL TANK (RESIN)	1-E-05
40	TILLER HANDLE (DF15 P01)	1-E-06
41	REMOTE CONTROL (DF15R P01)	1-E-07
		1-E-08
		1-E-09
42	REMOCON CABLE HOLDER (DF15R P01)	1-E-10
43	DRAG LINK (DF15R P01)	1-E-11
44	OPT:METER (DF15R P01)	1-E-12
45	OPT:ELECTRICAL (ELECTRIC STARTER)	1-E-13
46	OPT:ELECTRICAL (MANUAL STARTER) (DF15 P01)	1-E-14
47	OPT:STARTING MOTOR (MANUAL STARTER) (DF15 P01)	1-E-15
48	OPT:TILLER HANDLE (DF15R P01)	1-F-02
		1-F-03
49	OPT:FUEL TANK (RESIN 25L) (DF15 P01)	1-F-04
50	OPT:REMOTE CONTROL (DF15 P01)	1-F-05
		1-F-06
		1-F-07
51	OPT:REMOTE CONTROL PARTS (DF15 P01)	1-F-08
52	OPT:REMOTE CONTROL ASSY SINGLE (1)	1-F-09
53	OPT:REMOTE CONTROL ASSY SINGLE (2)	1-F-10
		1-F-11
54	OPT:DRAG LINK (DF15 P01)	1-F-12

FIG.1



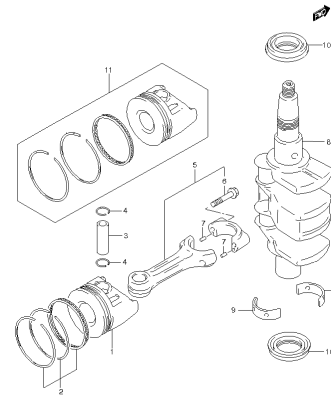
DF16 P01 012_001
CYLINDER HEAD

FIG.2



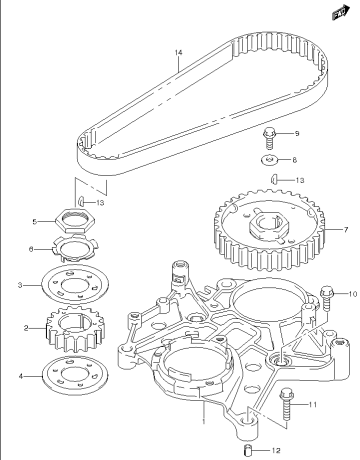
DF16 P01 012_002
CYLINDER BLOCK

FIG.3



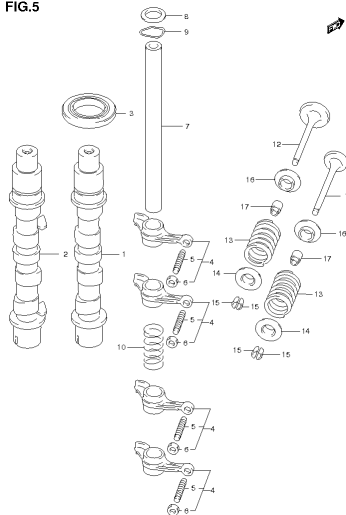
DF16 P01 012_003
CRANKSHAFT

FIG.4



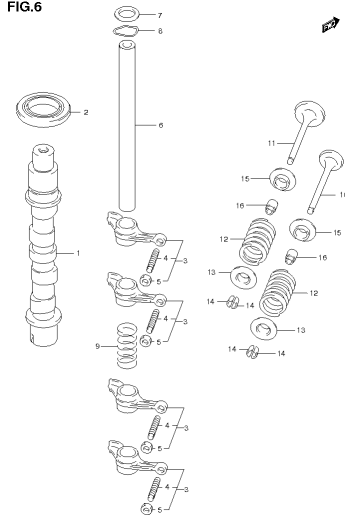
DF16 P01 012_004
TIMING BELT

FIG.5



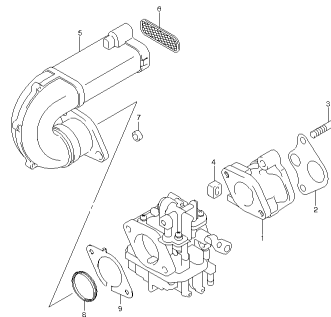
DF15 P01 012_005
CAMSHAFT

FIG.6



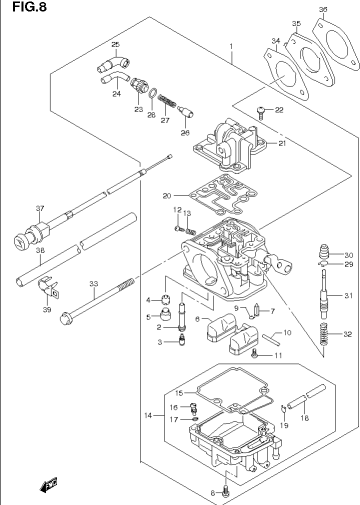
DF15 P01 012_006
CAMSHAFT

FIG.7



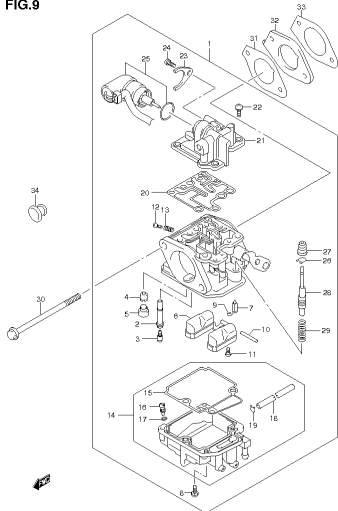
DF15 P01 012_007
INLET MANIFOLD

FIG.8



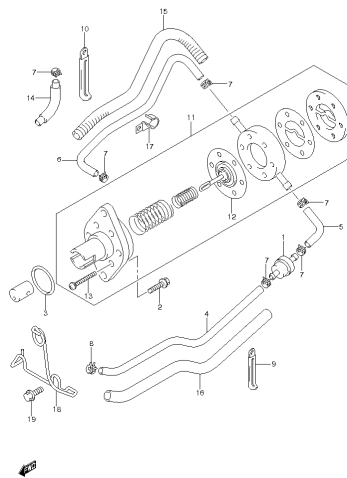
DF15 P01 012_008
CARBURETOR

FIG.9



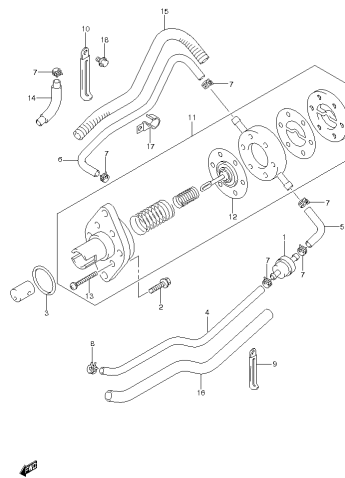
DF16 P01 012_009
CARBURETOR

FIG.10



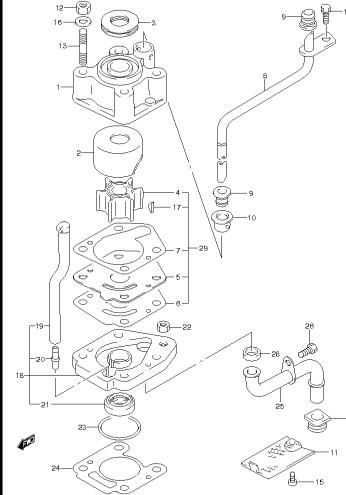
DF16 P01 012_010
FUEL PUMP

FIG.11



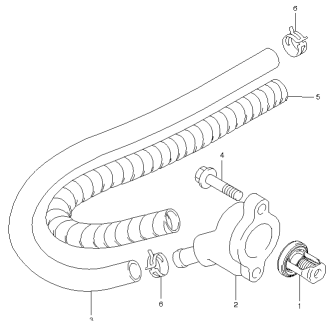
DF16 P01 012_011
FUEL PUMP

FIG.12



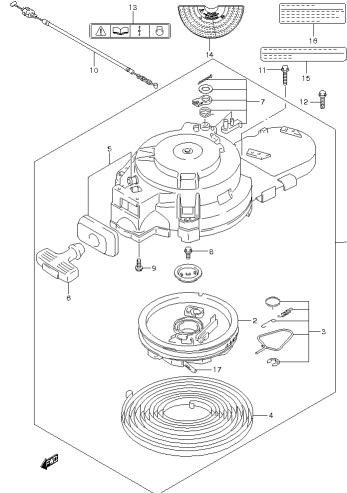
DF16 P01 012_012
WATER PUMP

FIG.13



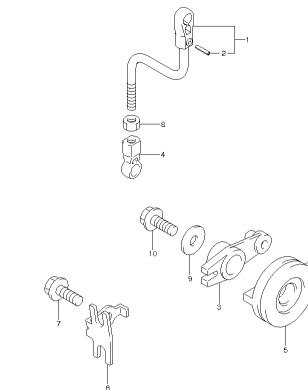
DF15 P01 012_013
THERMOSTAT

FIG.14



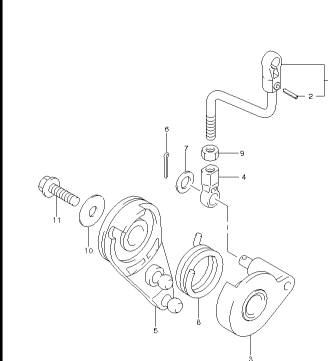
DF15 P01 012_014
RECOIL STARTER

FIG.15



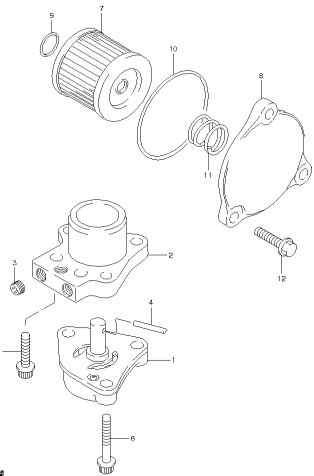
DF15 P01 012_015
THROTTLE CONTROL

FIG.16



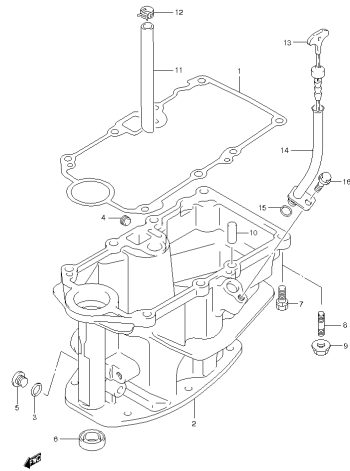
DF15 P01 012_016
THROTTLE CONTROL

FIG.17



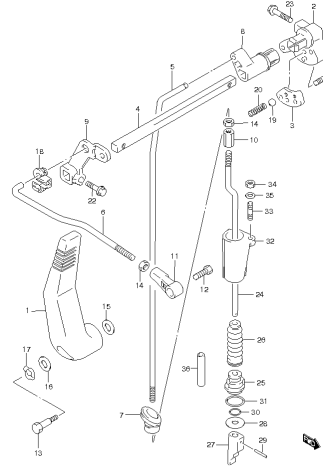
DF16 P01 012_017
OIL PUMP

FIG.18



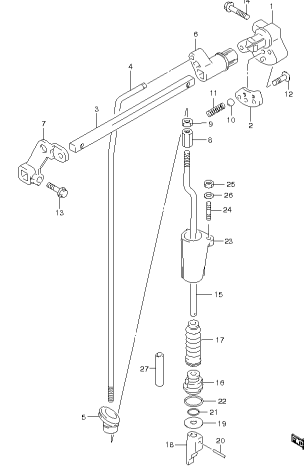
DF16 P01 012_018
OIL PAN

FIG.19



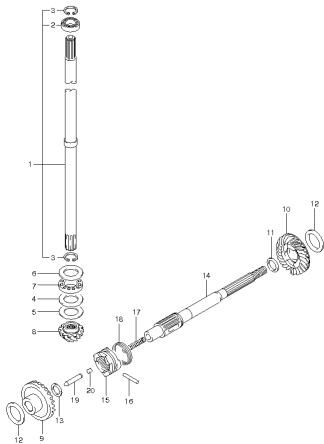
DF16 P01 012_019
CLUTCH

FIG.20



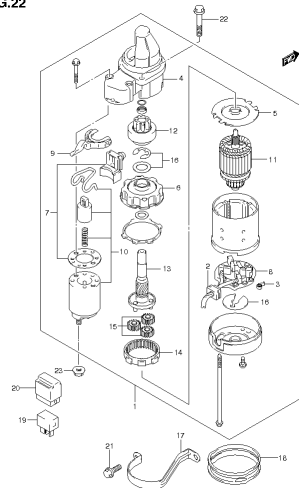
DF16 P01 012_020
CLUTCH

FIG.21



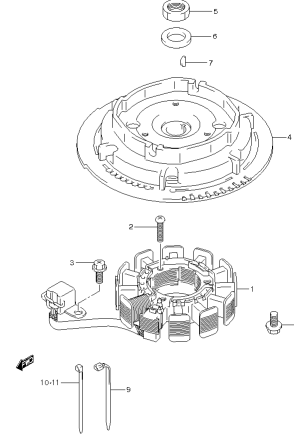
DF15 P01 012_021
TRANSMISSION

FIG.22



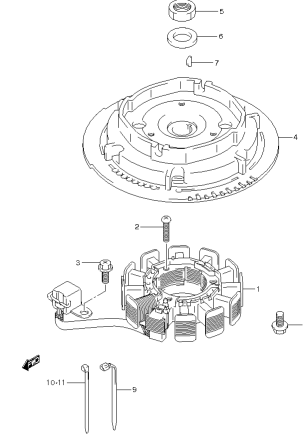
DF15 P01 012_022
STARTING MOTOR (ELECTRIC STARTER)

FIG.23



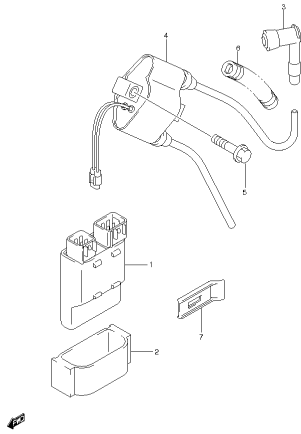
DF15 P01 012_023
MAGNETO

FIG.24



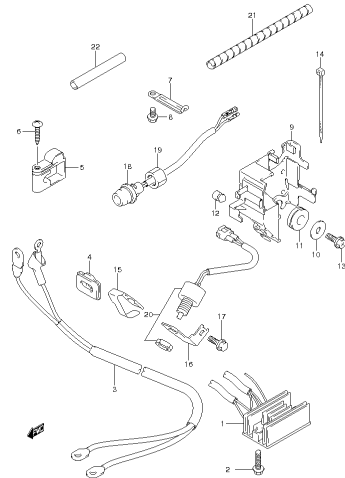
DF15 P01 012_024
MAGNETO

FIG.25



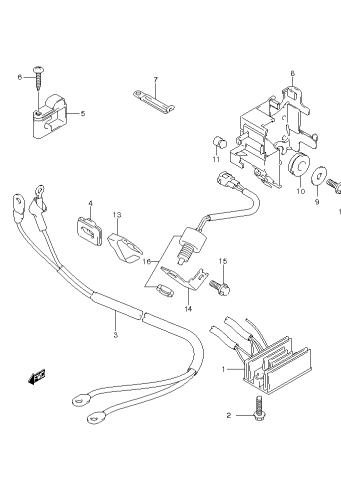
DF16 P01 012_026
IGNITION COIL

FIG.26



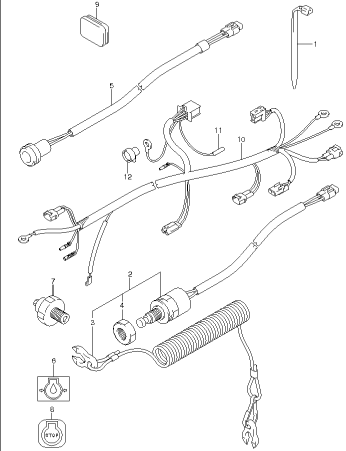
DF16 P01 012_029
RECTIFIER

FIG.27



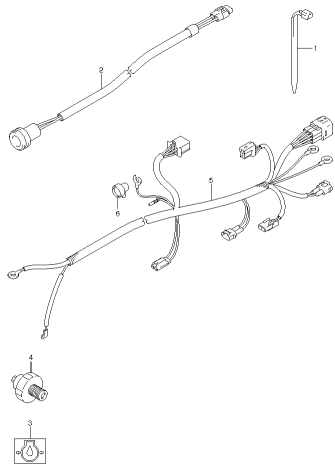
DF16 P01 012_027
RECTIFIER

FIG.28



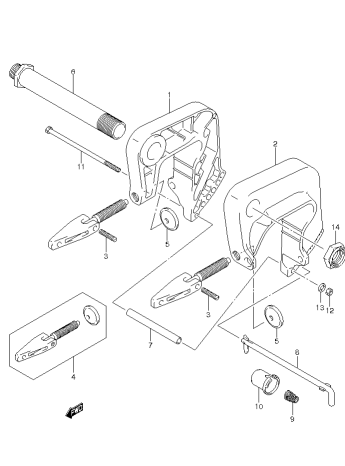
DF16 P01 012_028
ELECTRICAL

FIG.29



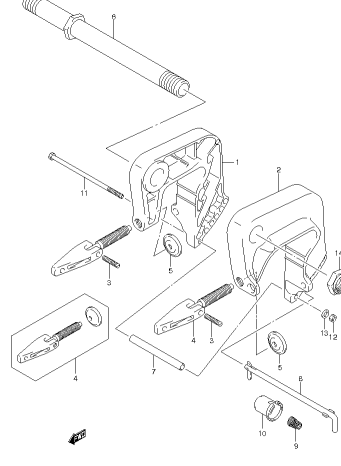
DF15 P01 012_029
ELECTRICAL

FIG.30



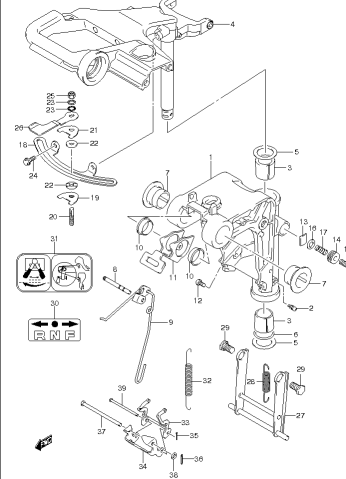
DF15 P01 012_030
CLAMP BRACKET

FIG.31



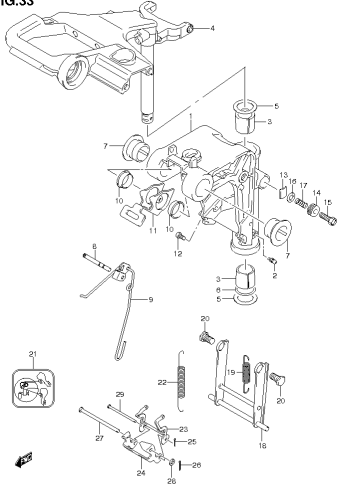
DF15 P01 012_031
CLAMP BRACKET

FIG.32



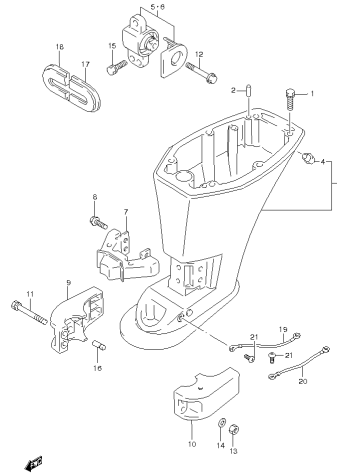
DF15 P01 012_032
SWIVEL BRACKET

FIG.33



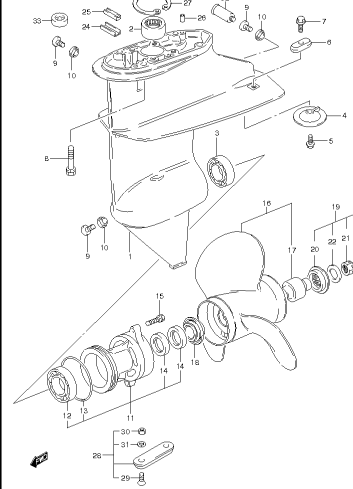
DF15 P01 012_033
SWIVEL BRACKET

FIG.34



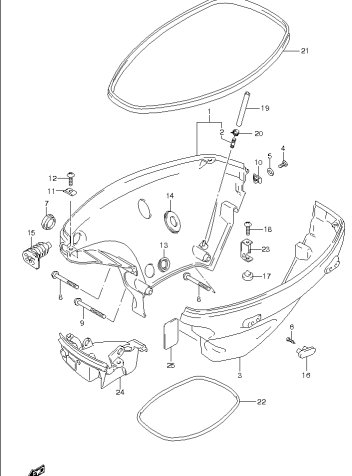
DF15 P01 012_034
DRIVE SHAFT HOUSING

FIG.35



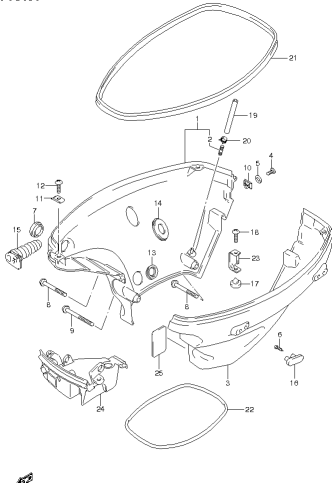
DF15 P01 012_035
GEAR CASE

FIG.36



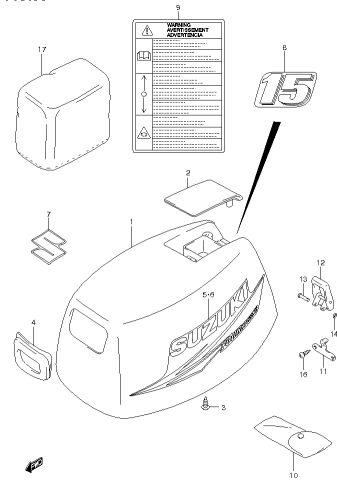
DF15 P01 012_036
SIDE COVER

FIG.37



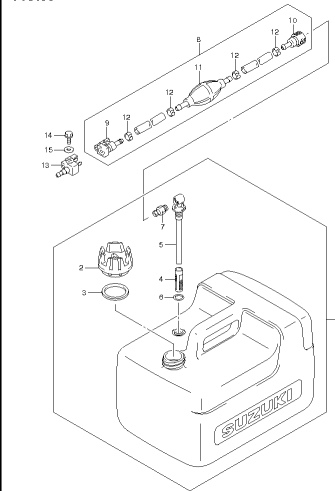
DF15 P01 012_037
SIDE COVER

FIG.38



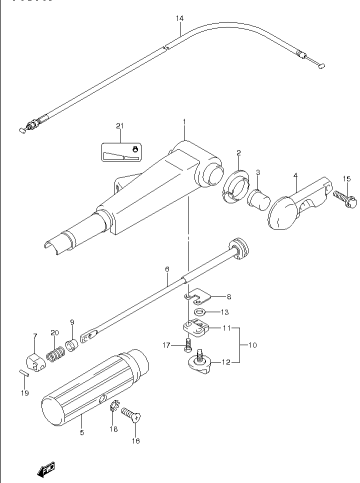
DF15 P01 012_038
ENGINE COVER

FIG.39



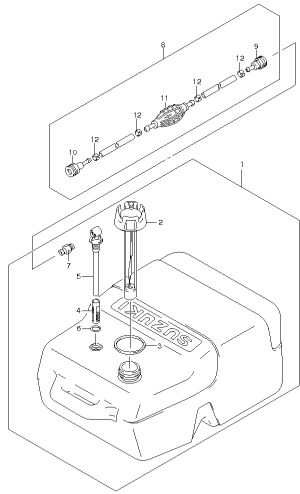
DF15 P01 012_039
FUEL TANK (RESIN)

FIG.40



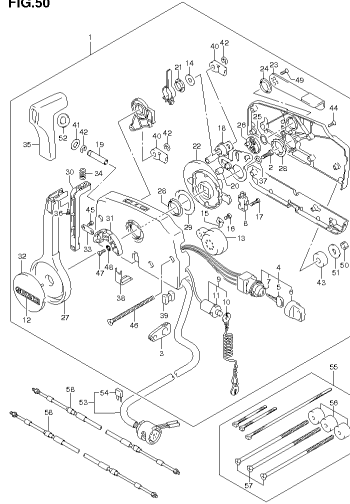
DF15 P01 012_040
TILLER HANDLE

FIG.49



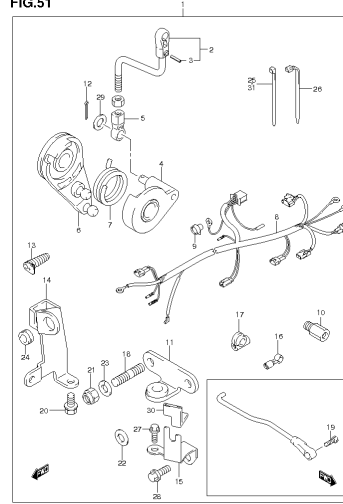
DF16 P01 012_049
OPT FUEL TANK (RESIN 25L)

FIG.50



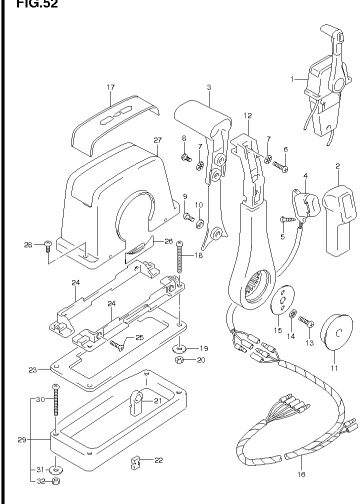
DF16 P01 012_050
OPT REMOTE CONTROL

FIG.51



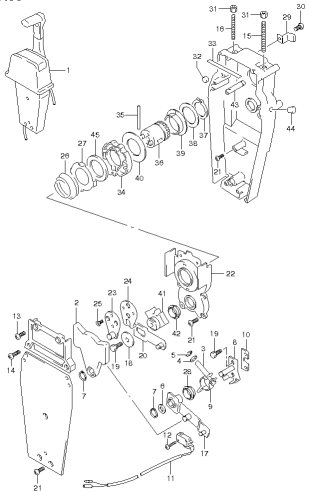
DF16 P01 012_051
OPT REMOTE CONTROL PARTS

FIG.52



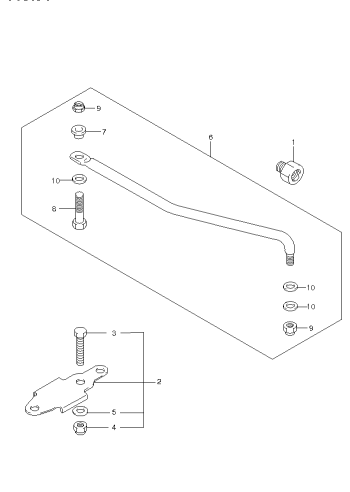
DF16 P01 012_052
OPT REMOTE CONTROL ASSY SINGLE (1)

FIG.53



DF16 P01 012_053
OPT REMOTE CONTROL ASSY SINGLE (2)

FIG.54



DF16 P01 012_054
OPT DRAG LINK

FIG.1

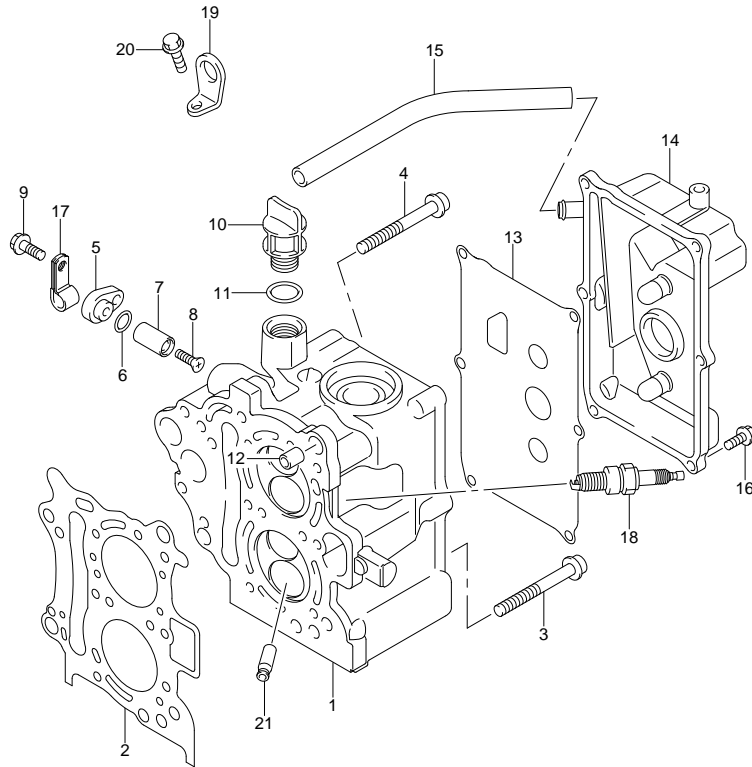


FIG.1 (1-B-2) CYLINDER HEAD

REF NO.	PART NO.	DESCRIPTION	Q' TY	REMARKS
1	11110-94JL0	HEAD, CYLINDER	1	
2	11141-94JL0	GASKET, CYLINDER HEAD	1	
3	09116-08110	BOLT (8X65)	6	
4	09116-08129	BOLT (8X65)	2	
5	11261-99E00	COVER, PROTECTION ANODE	1	
6	09280-10013	O RING (D:2.4,ID:9.6)	1	
7	55321-99E00	ANODE, PROTECTION	1	
8	09126-05010	SCREW (5X27.2)	1	
9	01550-06207	BOLT	1	
10	11382-93E00	CAP, OIL FILLER	1	
11	09280-17003	O RING (D:3.1,ID:16.8)	1	
12	04211-11129	PIN	2	
13	11162-94J10	GASKET, CYLINDER HEAD COVER	1	
14	11170-94J00	COVER, CYLINDER HEAD	1	
15	11196-94J00-320	HOSE, BREATHER	1	L:320->205
16	01550-06207	BOLT	6	
17	09403-14204	CLAMP	1	
18	09482-00L04	SPARK PLUG (CPR6EA-9)	1	
19	11291-91B50	HOOK, ENGINE	1	OPT
20	01550-08207	BOLT	1	OPT
21	11115-93E00-001	GUIDE, VALVE (OS:0.30)	4	OPT

FIG.2

FIG. 2 (1-B-3) CYLINDER BLOCK

REF NO.	PART NO.	DESCRIPTION	QTY	REMARKS
1	11301-94J00	BLOCK ASSY, CYLINDER	1	
2	09205-11004	·PIN	1	
3	01550-06357	·BOLT	6	
4	01560-08757	·BOLT	4	
5	04211-11129	·PIN	2	
6	16440-11D00	REGULATOR, ENGINE OIL	1	

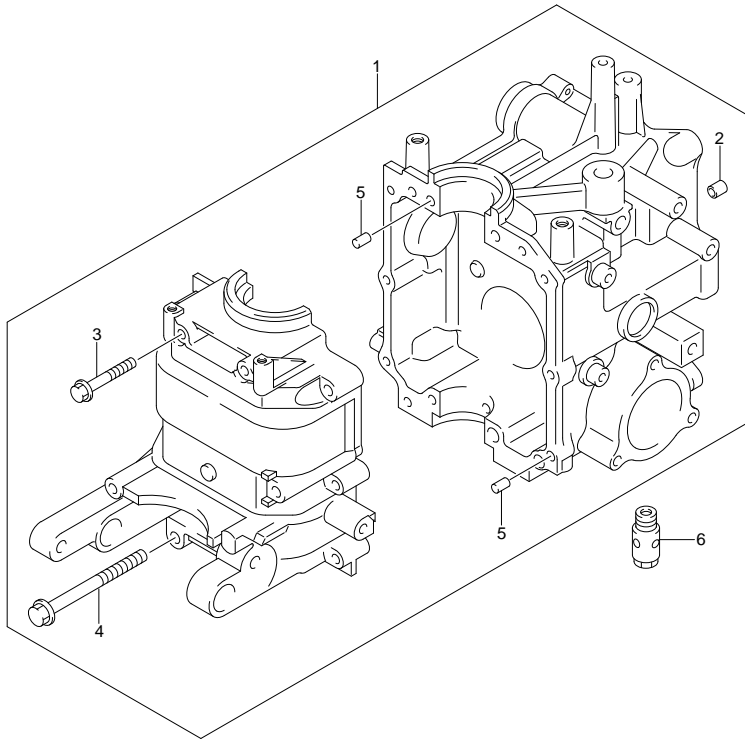


FIG.3

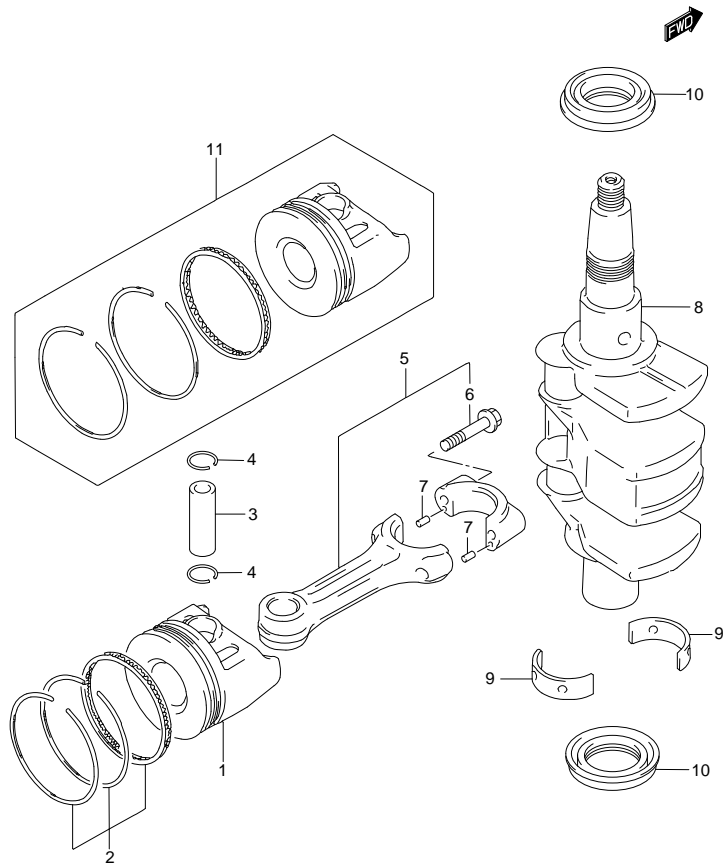


FIG.3 (1-B-4) CRANKSHAFT

REF NO.	PART NO.	DESCRIPTION	QTY	REMARKS
1	12111-94J00-0B0	PISTON	2	
2	12140-02C10	RING SET, PISTON	2	
3	12151-93E00	PIN, PISTON	2	
4	09381-14001	CIRCLIP	4	
5	12160-93E11-0A0	CONNROD ASSY	2	
6	12163-32C00	·BOLT, CONNROD	4	
7	04221-03059	·PIN	4	
8	12220-94J00	CRANKSHAFT	1	
9-1	12229-33C00-0A0	BEARING, CRANKSHAFT	4	GREEN
9-2	12229-33C00-0D0	BEARING, CRANKSHAFT	4	OPT YELLOW
10	09283-32039	OIL SEAL (32X44X6.5)	2	
11	12100-94J00-050	PISTON SET (OS:0.50)	2	OPT

FIG.4

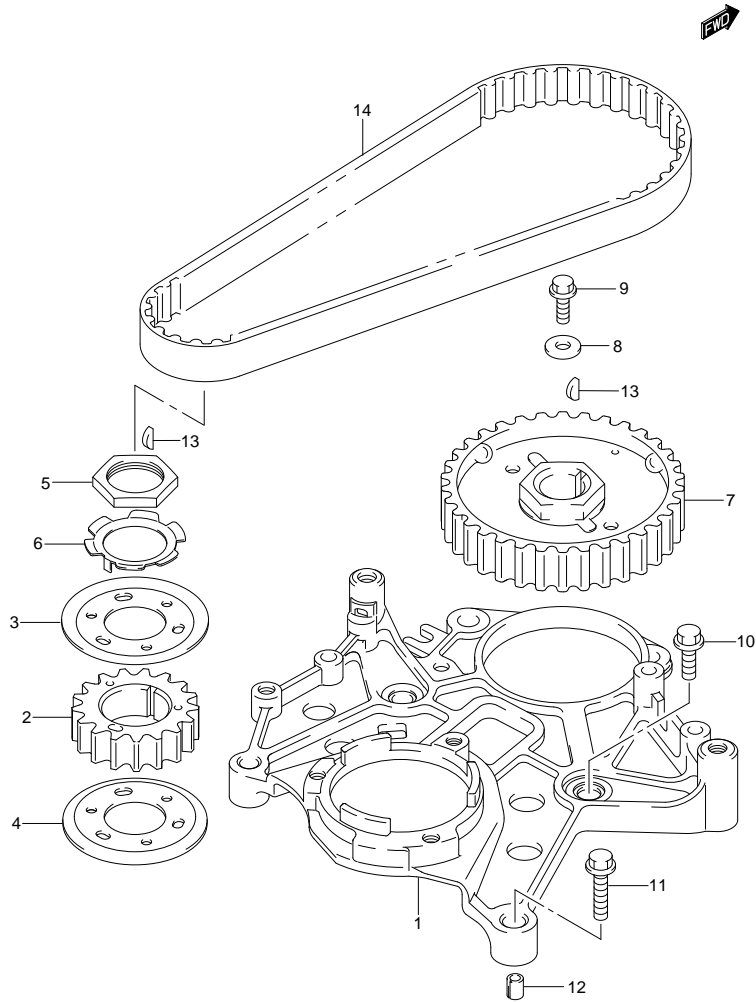


FIG. 4 (1-B-5) TIMING BELT

REF NO.	PART NO.	DESCRIPTION	Q' TY	REMARKS
1	12625-94J01	BASE, STATOR	1	
2	12631-93E0	PULLEY, CRANKSHAFT	1	
3	12635-93E00	GUIDE, TIMING BELT (UPPER)	1	
4	12636-93E00	GUIDE, TIMING BELT (LOWER)	1	
5	12637-93E00	NUT, TIMING PULLEY	1	
6	12638-93E01	WASHER, PULLEY NUT LOCK	1	
7	12741-93E0	PULLEY, CAMSHAFT	1	
8	09160-06160	WASHER (6.5X24X4)	1	
9	09103-06267	BOLT (6X18)	1	
10	01550-08307	BOLT	2	FRONT
11	01550-06357	BOLT	2	REAR
12	04211-09149	DOWEL	2	
13	08341-31039	KEY	2	
14	12761-93E0	BELT, TIMING	1	

FIG.5

FIG. 5 (1-B-6) CAMSHAFT (DF15 P01)

REF. NO.	PART NO.	DESCRIPTION	Q'TY	REMARKS
1	12711-94JMO	CAMSHAFT	1	W/ELECTRIC STARTER
2	12700-94JLO	CAMSHAFT ASSY	1	W/MANUAL STARTER
3	09283-25096	OIL SEAL (25X44X7)	1	
4	12840-93E01	ARM ASSY, ROCKER	4	
5	12842-49201	·SCREW, TAPPET ADJUSTING	4	
6	12843-27A00	·NUT, TAPPET ADJUSTING	4	
7	12861-93E00	SHAFT, ROCKER ARM	1	
8	09160-13010	WASHER (13X20X1)	1	
9	09164-14012	WASHER	1	
10	12891-94J00	SPRING	1	
11	12911-93E00	VALVE, INTAKE	2	
12	12915-93E00	VALVE, EXHAUST	2	
13	12921-93E00	SPRING, VALVE	4	
14	12931-78G00	RETAINER, VALVE SPRING	4	
15	12932-24400	COTTER, VALVE	8	
16	12933-71C00	SEAT, VALVE SPRING	4	
17	09289-05012	OIL SEAL (5.5X11.5X9.3)	4	

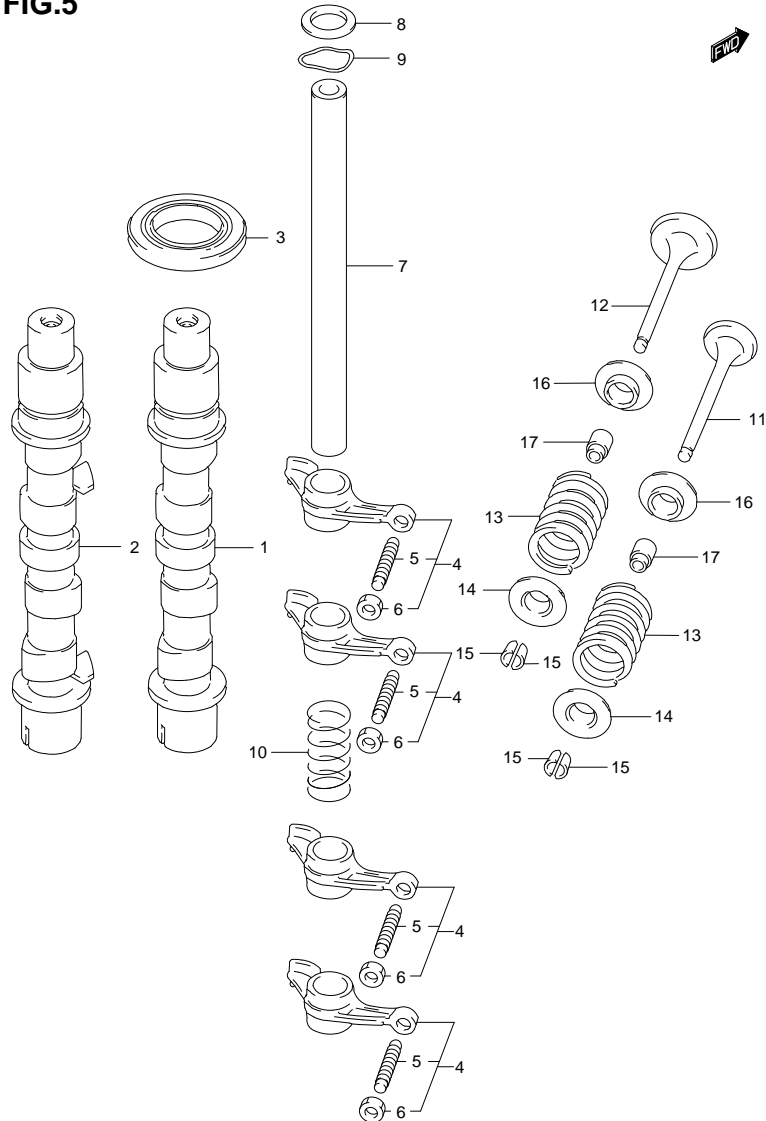


FIG.6

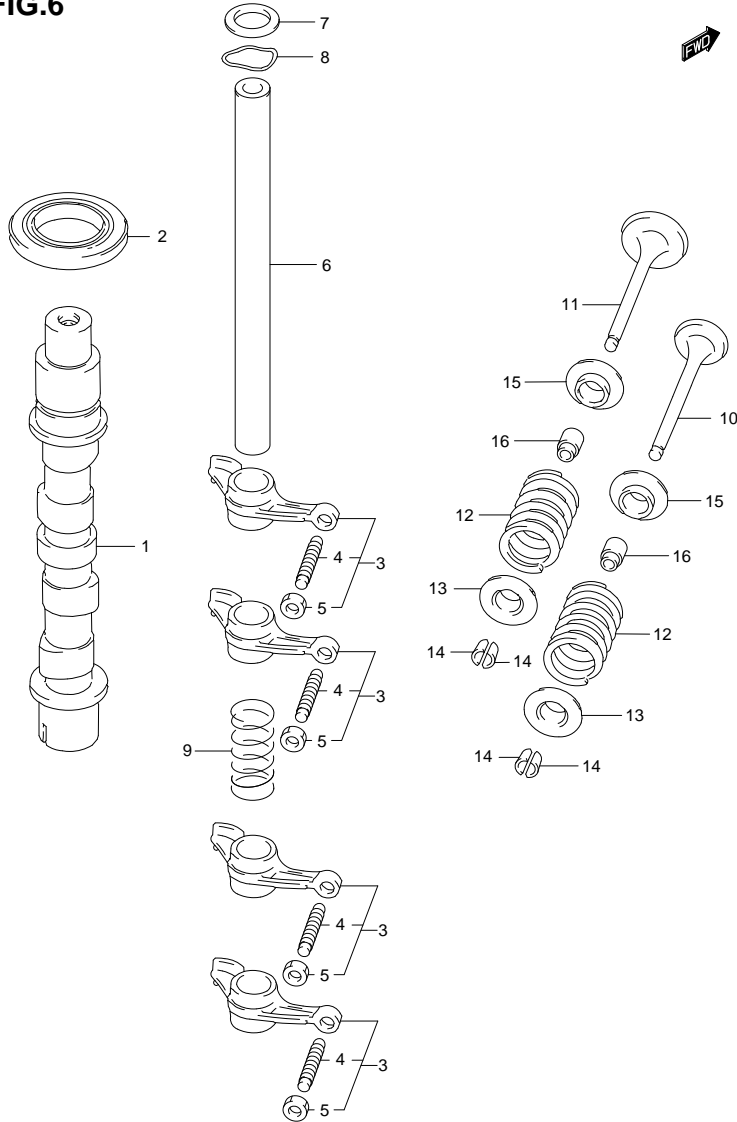


FIG. 6 (1-B-7) CAMSHAFT (DF15R P01)

REF NO.	PART NO.	DESCRIPTION	QTY	REMARKS
1	12711-94JMO	CAMSHAFT	1	
2	09283-25096	OIL SEAL (25X44X7)	1	
3	12840-93E01	ARM ASSY, ROCKER	4	
4	12842-49201	·SCREW, TAPPET ADJUSTING	4	
5	12843-27A00	·NUT, TAPPET ADJUSTING	4	
6	12861-93E00	SHAFT, ROCKER ARM	1	
7	09160-13010	WASHER (13X20X1)	1	
8	09164-14012	WASHER	1	
9	12891-94J00	SPRING	1	
10	12911-93E00	VALVE, INTAKE	2	
11	12915-93E00	VALVE, EXHAUST	2	
12	12921-93E00	SPRING, VALVE	4	
13	12931-78G00	RETAINER, VALVE SPRING	4	
14	12932-24400	COTTER, VALVE	8	
15	12933-71C00	SEAT, VALVE SPRING	4	
16	09289-05012	OIL SEAL (5.5X11.5X9.3)	4	

FIG.7

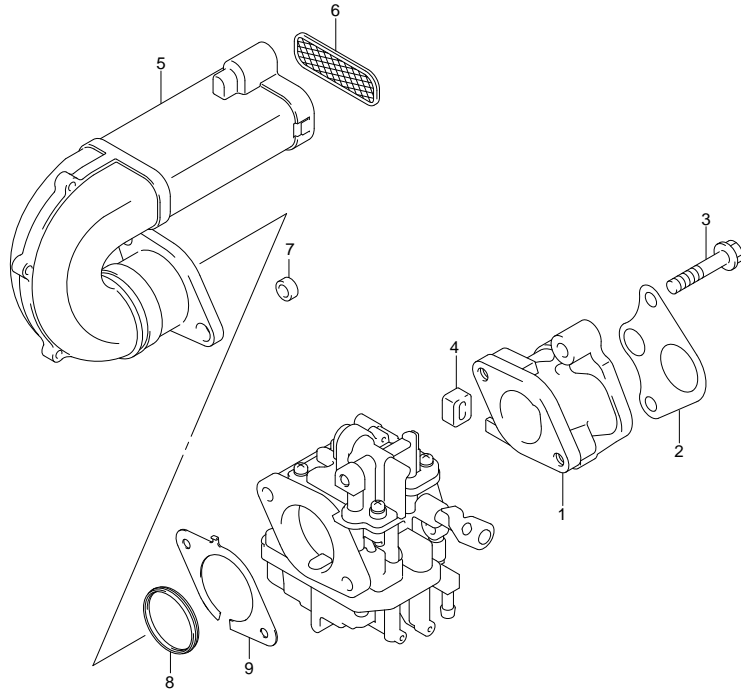


FIG.7 (1-B-8) INLET MANIFOLD

REF NO.	PART NO.	DESCRIPTION	Q' TY	REMARKS
1	13111-94J00	MANIFOLD, INLET	1	
2	13119-94J00	GASKET, INLET MANIFOLD	1	
3	01550-08407	BOLT	2	
4	13116-94J00	CAP, INLET MANIFOLD	1	
5	13810-94J02	SILENCER	1	
6	13710-94J00	ARRESTER, FLAME	1	
7	09180-06353	SPACER (6.5X10X5)	2	
8	13832-94J00	SEAL, SILENCER	1	
9	13817-94J00	PLATE, SILENCER	1	



FIG.8

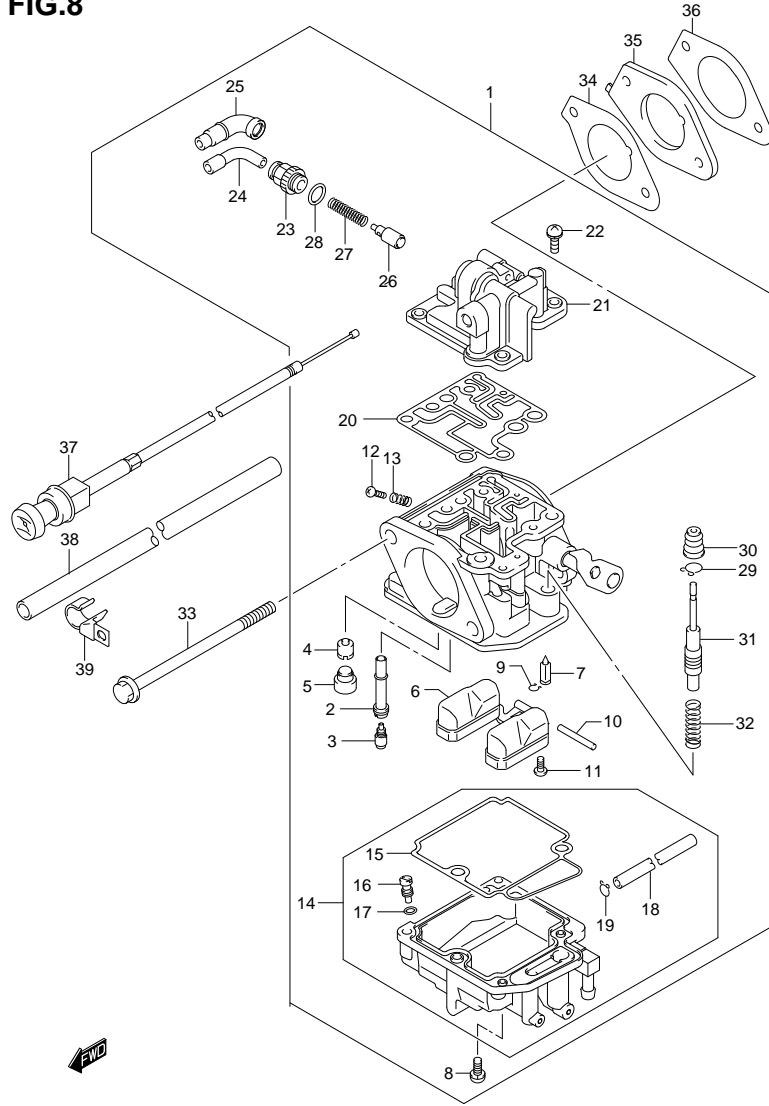


FIG. 8 (1-B-9) CARBURETOR (DF15 P01)

REF NO.	PART NO.	DESCRIPTION	Q'TY	REMARKS
1	13200-94J60	CARBURETOR ASSY	1	
2	13236-94J00	·NOZZLE, MAIN	1	
3	09491-23029	·JET, MAIN (115)	1	
4	09492-40029	·JET, PILOT (40)	1	
5	13239-94J00	·CAP, RUBBER	1	
6	13250-94J00	·FLOAT	1	
7	13370-94J00	·VALVE, FLOAT	1	
8	13247-94J00	·SCREW	4	
9	13375-26E00	·CLIP	1	
10	13254-94J00	·PIN, ARM	1	
11	13802-94J00	·SCREW	1	
12	13534-94J00	·SCREW, STOP	1	
13	13268-94J00	·SPRING	1	
14	13240-94J20	·CHAMBER ASSY, FLOAT	1	
15	13251-94J00	··GASKET, FLOAT CHAMBER	1	
16	13279-94J00	··SCREW, DRAIN	1	
17	13523-94J00	··O RING	1	
18	13684-94J00	··PIPE	1	
19	09401-05402-XC0	··CLIP	1	
20	13345-94J00	·U RING	1	
21	13346-94J20	·COVER	1	
22	13247-94J00	·SCREW	4	
23	13361-94J00	·HOLDER, CABLE	1	
24	13362-94J00	·GUIDE, CABLE	1	
25	13363-94J00	·CAP, CABLE SEALING	1	
26	13364-94J00	·VALVE, STARTER	1	
27	13365-94J00	·SPRING	1	
28	13295-14G00	·O RING	1	
29	13494-94J00	·CLIP	1	
30	13495-94J00	·CAP, RUBBER	1	
31	13493-94J00	·PLUNGER	1	
32	13441-94J00	·SPRING	1	

FIG.8

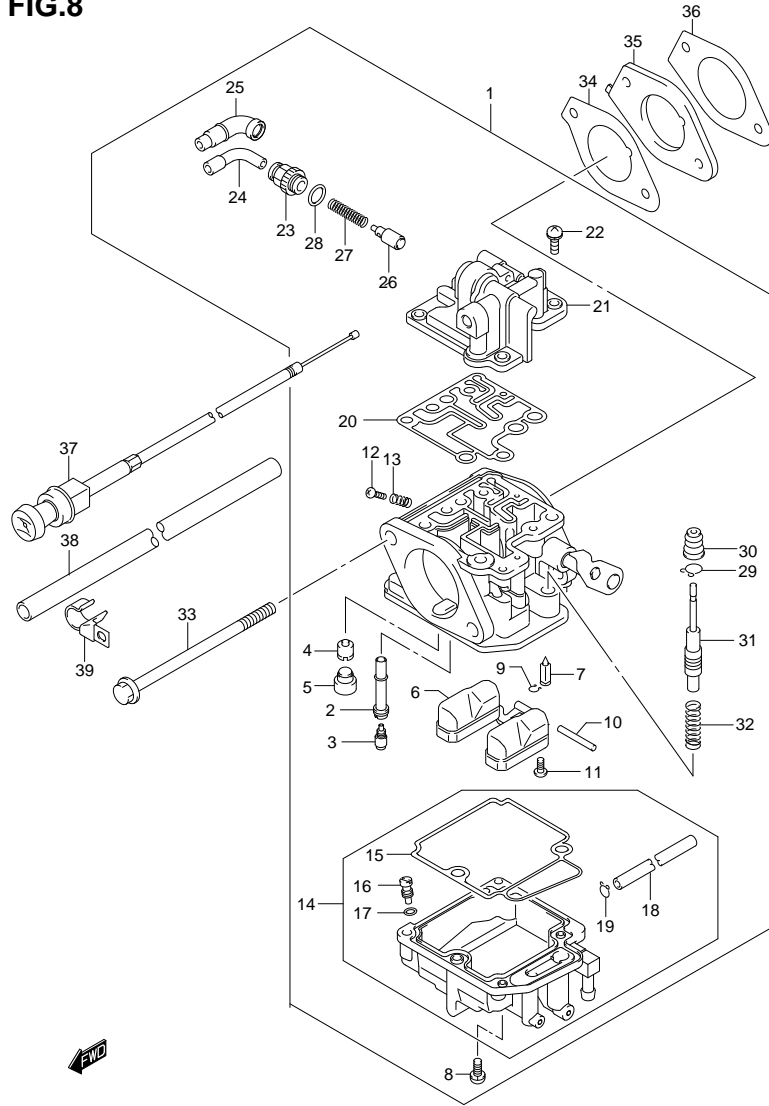


FIG. 8 (1-B-10) CARBURETOR (DF15 P01)

REF NO.	PART NO.	DESCRIPTION	QTY	REMARKS
33	09103-06276	BOLT (6X100)	2	
34	13125-94J01	GASKET, CARBURETOR	1	
35	13124-94J00	INSULATOR	1	
36	13127-94J00	GASKET, INSULATOR	1	
37	13640-94J00	KNOB ASSY, STARTER	1	
38	18498-90J00	PROTECTOR, STARTER CABLE	1	
39	09403-12318	CLAMP	1	



FIG.9

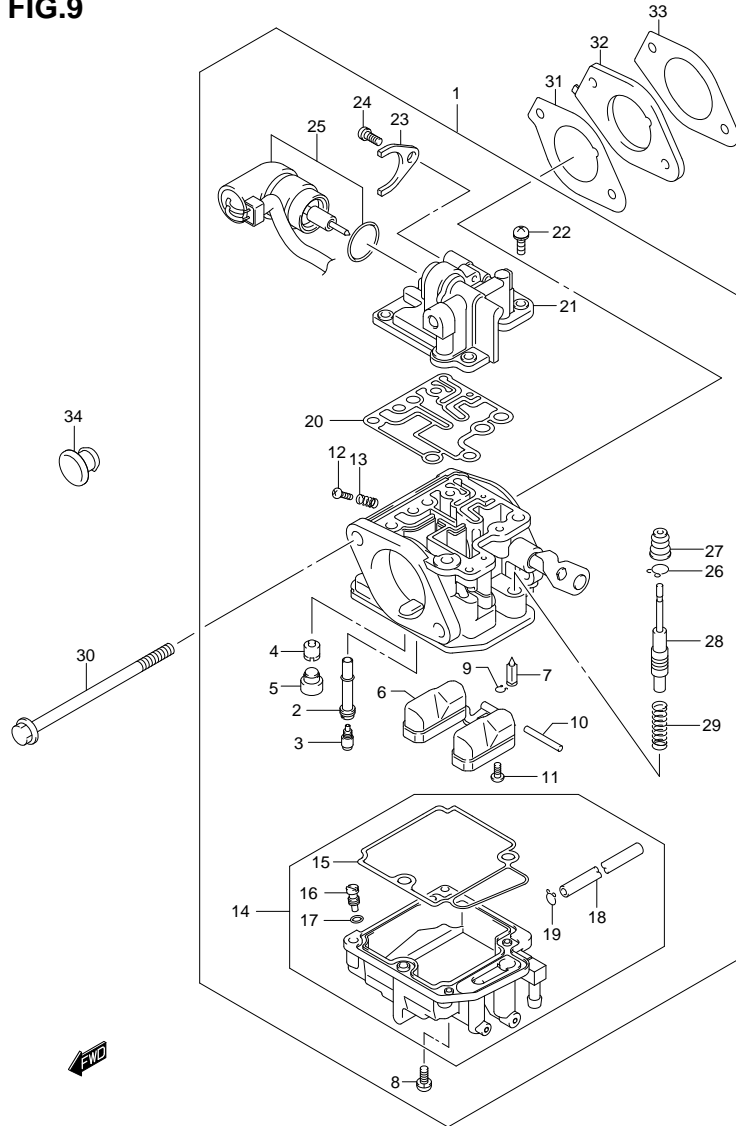


FIG.9 (1-B-11) CARBURETOR (DF15R P01)

REF NO.	PART NO.	DESCRIPTION	Q' TY	REMARKS
1	13200-94J70	CARBURETOR ASSY	1	
2	13236-94J00	·NOZZLE, MAIN	1	
3	09491-23029	·JET, MAIN (115)	1	
4	09492-40029	·JET, PILOT (40)	1	
5	13239-94J00	·CAP, RUBBER	1	
6	13250-94J00	·FLOAT	1	
7	13370-94J00	·VALVE, FLOAT	1	
8	13247-94J00	·SCREW	4	
9	13375-26E00	·CLIP	1	
10	13254-94J00	·PIN, ARM	1	
11	13802-94J00	·SCREW	1	
12	13534-94J00	·SCREW, STOP	1	
13	13268-94J00	·SPRING	1	
14	13240-94J30	·CHAMBER ASSY, FLOAT	1	
15	13251-94J00	··GASKET, FLOAT CHAMBER	1	
16	13279-94J00	··SCREW, DRAIN	1	
17	13523-94J00	··O RING	1	
18	13684-94J00	··PIPE	1	
19	09401-05402-XC0	··CLIP	1	
20	13345-94J00	·U RING	1	
21	13346-94J30	·COVER	1	
22	13247-94J00	·SCREW	4	
23	13428-06F30	·PLATE	1	
24	13367-94J00	·SCREW	1	
25	13368-94J00	·STARTER ASSY	1	
26	13494-94J00	·CLIP	1	
27	13495-94J00	·CAP, RUBBER	1	
28	13493-94J00	·PLUNGER	1	
29	13441-94J00	·SPRING	1	

FIG.9

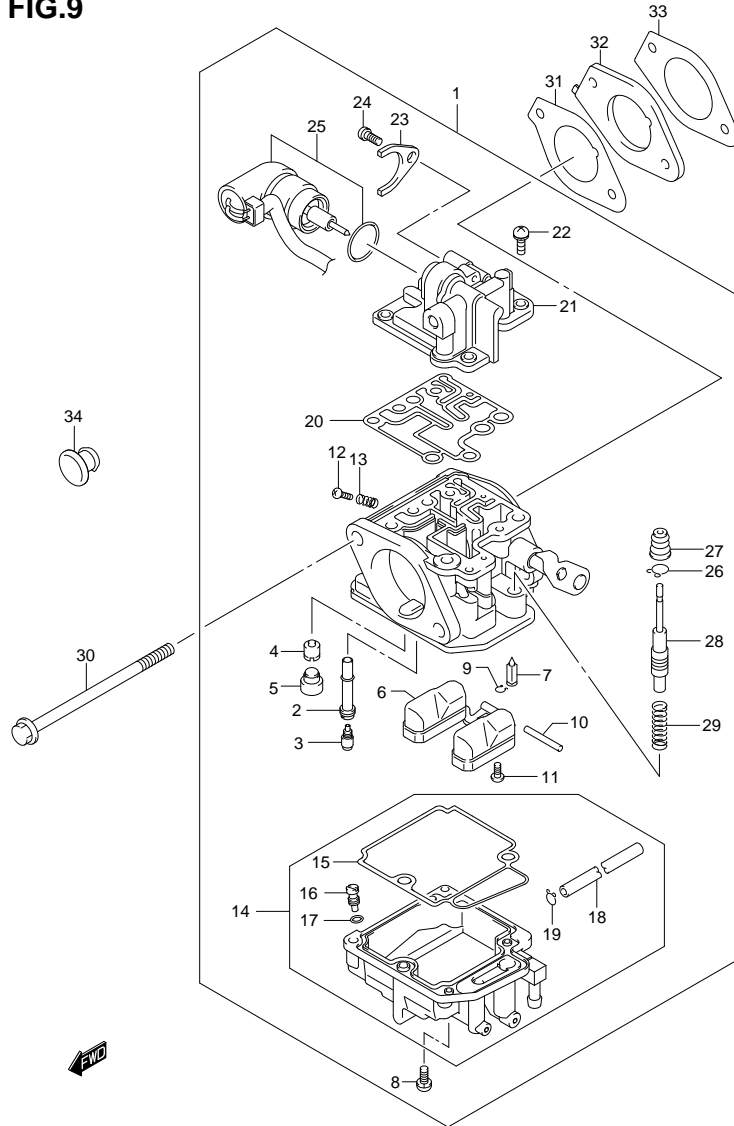


FIG. 9 (1-B-12) CARBURETOR (DF15R P01)

REF NO.	PART NO.	DESCRIPTION	Q'TY	REMARKS
30	09103-06276	BOLT (6X100)	2	
31	13125-94J01	GASKET, CARBURETOR	1	
32	13124-94J00	INSULATOR	1	
33	13127-94J00	GASKET, INSULATOR	1	
34	59252-94J00	PLUG, STARTER KNOB	1	

FIG.10

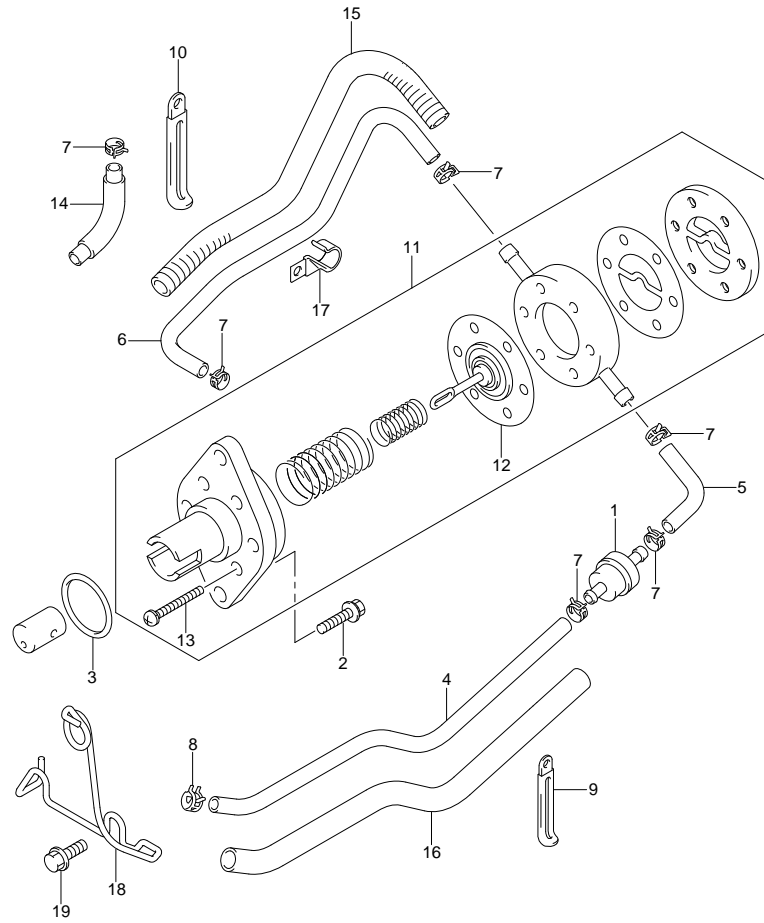


FIG. 10 (1-B-13) FUEL PUMP (DF15 P01)

REF NO.	PART NO.	DESCRIPTION	Q'TY	REMARKS
1	15410-98500	FILTER ASSY, FUEL	1	
2	01550-06257	BOLT	2	
3	09280-26005	O RING (D:2.4, ID:26.2)	1	
4	15191-94J01	HOSE, FUEL	1	CONN TO FILTER
5	09343-50001-600	HOSE (5X10X600)	1	L:600->60
6	09343-50001-600	HOSE (5X10X600)	1	FILTER TO PUMP L:600->460
7	09401-09404	CLIP	5	PUMP TO CARB
8	09401-11422	CLIP	1	
9	09404-06432	CLAMP (L:65)	2	
10	09404-08207	CLAMP (L:80)	1	
11	15100-94J02	PUMP ASSY, FUEL	1	
12	15170-94J02	·DIAPHRAGM SET	1	
13	15251-93E00	·SCREW	6	
14	18498-94J20	PROTECTOR	1	L:50
15	18498-94J20	PROTECTOR	1	L:320
16	18498-94J31	PROTECTOR	1	L:390
17	09403-12318	CLAMP	1	
18	65793-94J01	HOLDER, FUEL HOSE	1	
19	09116-08137	BOLT (8X22)	2	



FIG.11

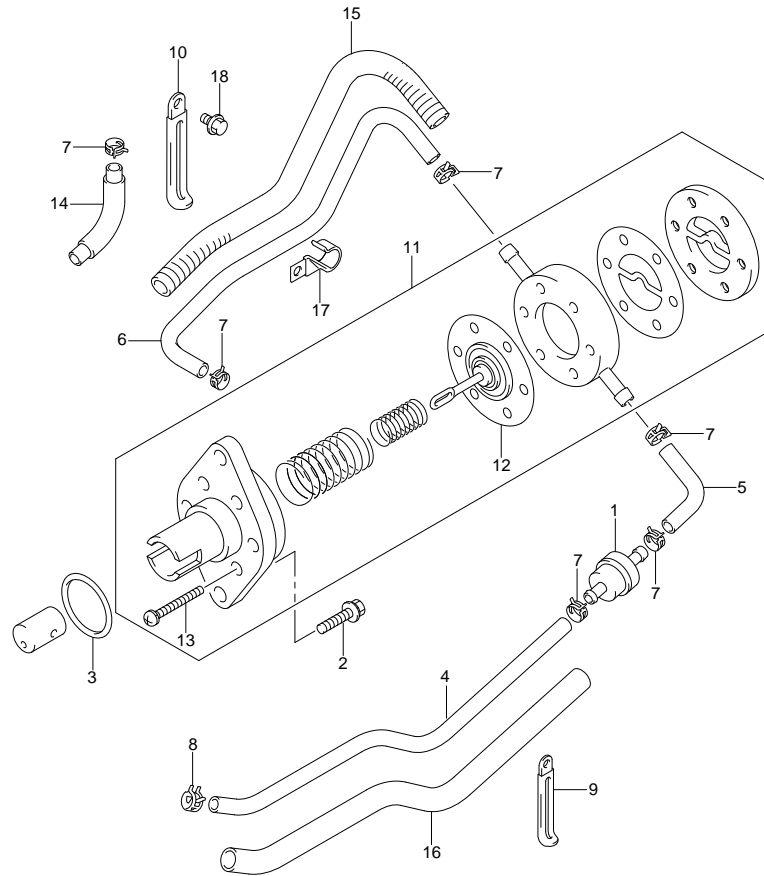
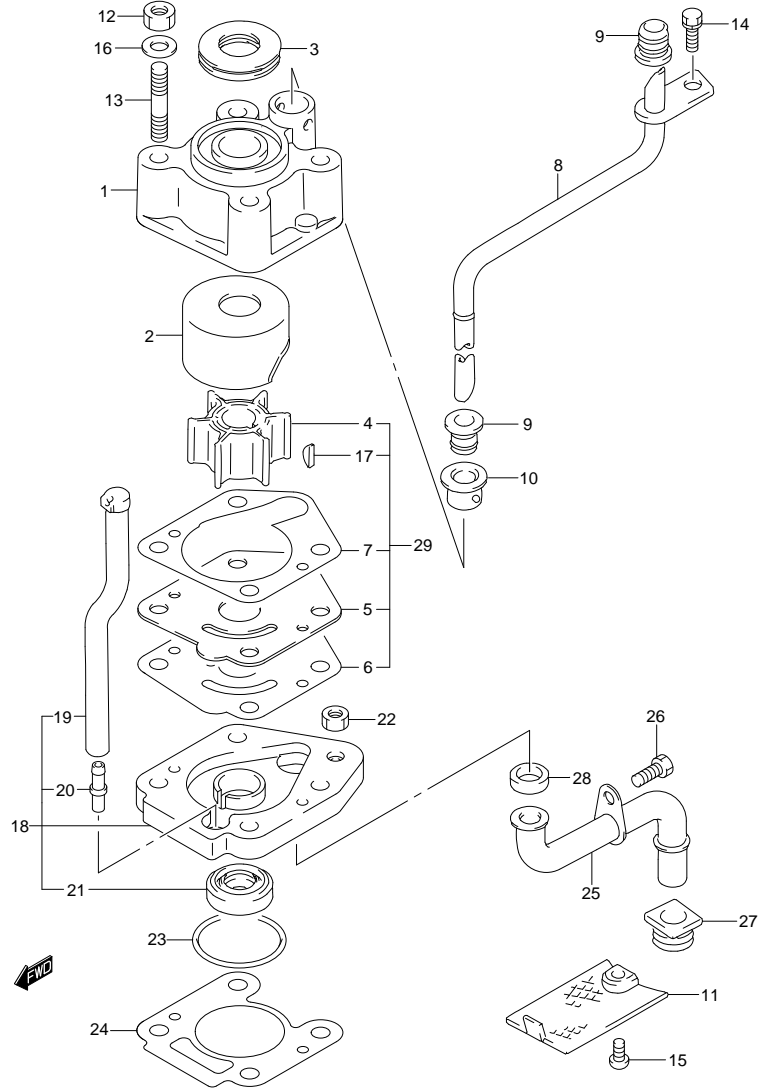


FIG. 11 (1-B-14) FUEL PUMP (DF15R P01)

REF NO.	PART NO.	DESCRIPTION	Q'TY	REMARKS
1	15410-98500	FILTER ASSY, FUEL	1	
2	01550-06257	BOLT	2	
3	09280-26005	O RING (D:2.4, ID:26.2)	1	
4	15191-94J01	HOSE, FUEL	1	CONN TO FILTER
5	09343-50001-600	HOSE (5X10X600)	1	L:600->60
6	09343-50001-600	HOSE (5X10X600)	1	FILTER TO PUMP L:600->460
7	09401-09404	CLIP	5	PUMP TO CARB
8	09401-11422	CLIP	1	
9	09404-06432	CLAMP (L:65)	2	
10	09404-08207	CLAMP (L:80)	1	
11	15100-94J02	PUMP ASSY, FUEL	1	
12	15170-94J02	·DIAPHRAGM SET	1	
13	15251-93E00	·SCREW	6	
14	18498-94J20	PROTECTOR	1	L:50
15	18498-94J20	PROTECTOR	1	L:320
16	18498-94J31	PROTECTOR	1	L:390
17	09403-12318	CLAMP	1	
18	01550-06127	BOLT	1	



FIG.12



DF15 P01 012_012
WATER PUMP

FIG.12 (1-B-15) WATER PUMP

REF NO.	PART NO.	DESCRIPTION	Q' TY	REMARKS
1	17411-94J00	CASE, WATER PUMP	1	
2	17413-94J00	SLEEVE, WATER PUMP CASE	1	
3	17417-93910	GROMMET, PUMP CASE	1	
4	17461-93903	IMPELLER, WATER PUMP	1	
5	17471-93902	PANEL, PUMP CASE UNDER	1	
6	17472-93911	GASKET, PUMP CASE PANEL	1	
7	17473-94J00	GASKET, WATER PUMP CASE	1	
8-1	17560-94J11	TUBE, WATER (S)	1	W/TRANSOM(S)
8-2	17560-94J01	TUBE, WATER (L)	1	W/TRANSOM(L)
9	17563-94J00	GROMMET, WATER TUBE	2	
10	17564-93900	BUSH, WATER PUMP CASE	1	
11	17631-92D01	FILTER, WATER	1	
12	29141-93J00	NUT, WATER PUMP CASE	4	
13	09108-06101	STUD BOLT	4	
14	09116-06094	BOLT (6X15)	1	
15	09125-06063	SCREW (6X10)	1	
16	09160-06082	WASHER (6.5X13X1.0)	4	
17	09420-03005	KEY	1	
18	17450-94J11	HOUSING, WATER INLET	1	
19	17453-93901	·DRAIN, WATER INLET	1	
20	17454-94J00	·UNION, WATER INLET DRAIN	1	
21	09289-12003	·OIL SEAL (12X26X10)	1	
22	29141-93J00	NUT, WATER INLET	1	
23	59291-94J10	O RING, WATER INLET HSG	1	
24	17452-94J00	GASKET, WATER INLET HSG	1	
25	17520-93902	TUBE, WATER INLET	1	
26	09100-06106	BOLT (6X9)	1	
27	59317-94J00	GROMMET	1	
28	59317-94J10	GROMMET	1	
29	17400-94J00	KIT, WATER PUMP REPAIR	1	OPT

DF15 P01 012

FIG.13

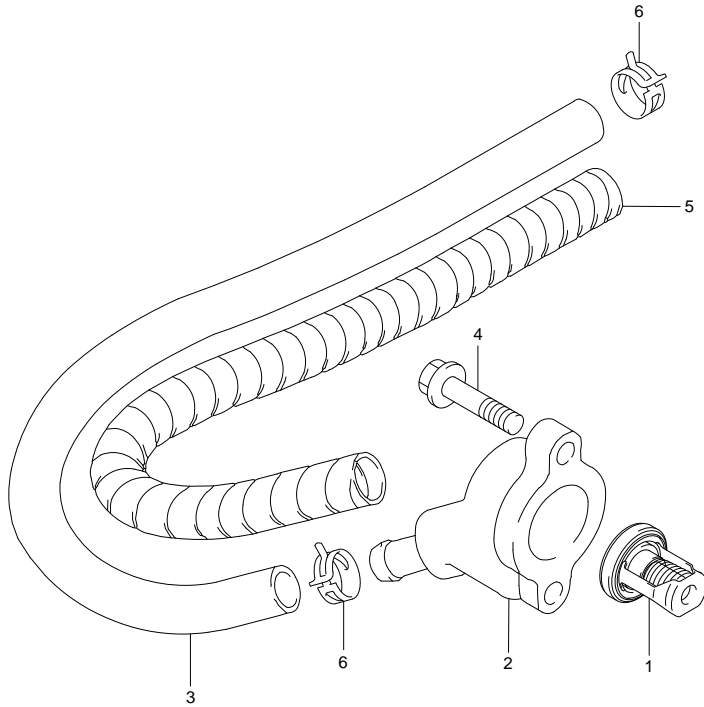


FIG.13 (1-C-2) THERMOSTAT

REF NO.	PART NO.	DESCRIPTION	Q'TY	REMARKS
1	17670-94J00	THERMOSTAT (60°C)	1	
2	17680-94J20	COVER ASSY, THERMOSTAT	1	
3	11196-94J00-320	HOSE, WATER	1	
4	01550-06257	BOLT	2	
5	16919-94J20-280	PROTECTOR	1	
6	09401-12413	CLIP	2	



FIG.14

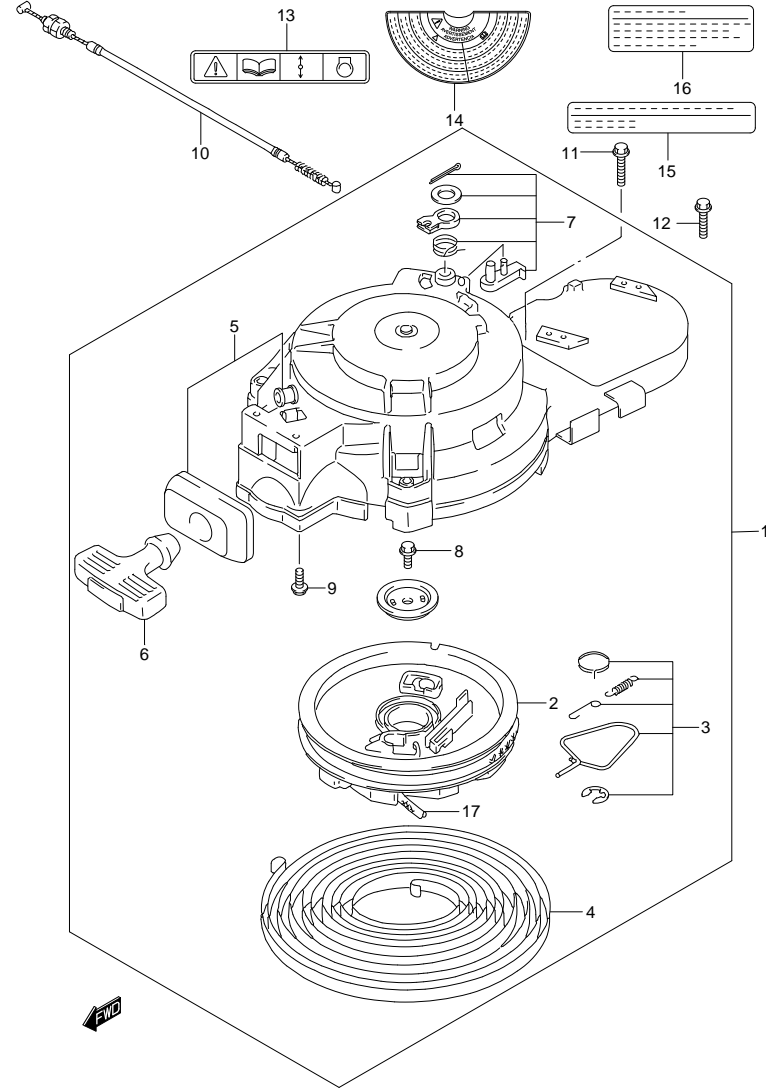


FIG. 14 (1-C-3) RECOIL STARTER

REF NO.	PART NO.	DESCRIPTION	Q'TY	REMARKS
1	18100-94JL0	STARTER ASSY, RECOIL	1	
2	18121-94JL0	·REEL	1	
3	18130-93E01	·RATCHET SET	1	
4	18142-93E00	·SPRING, SPIRAL	1	
5	18181-93900	·GUIDE, ROPE	1	
6	18210-93002	·GRIP	1	
7	18280-93E00	·NSI SET	1	
8	01570-06167	·BOLT	1	
9	01570-06167	·BOLT	2	
10	18290-94J00	CABLE ASSY, NSI	1	
11	01550-06207	BOLT	1	
12	01550-06307	BOLT	3	
13	69711-93E10	LABEL, CAUTION S.I.G.P	1	
14	61472-94J10	LABEL, RECOIL STARTER	1	
15	61493-94J00	LABEL, CLEARANCE	1	
16	61494-94J00	LABEL, OIL	1	
17	99000-81158-50M	ROPE, STARTER (L:50000)	1	OPT L:50000->1500

FIG.15

FIG.15 (1-C-4) THROTTLE CONTROL (DF15 P01)

REF NO.	PART NO.	DESCRIPTION	QTY	REMARKS
1	13510-93E10	ROD, THROTTLE	1	
2	09205-02006	·SPRING	1	
3	19121-94J00	LEVER, THROTTLE CONTROL	1	
4	19131-95502	CONNECTOR, THROTTLE ROD	1	
5	19148-94J00	DRUM, THROTTLE	1	
6	19184-94J00	BRACKET, THROTTLE CABLE	1	
7	01550-06167	BOLT	1	
8	09140-05005	NUT	1	
9	09160-06084	WASHER (6.5X18X1.6)	1	
10	01550-06167	BOLT	1	

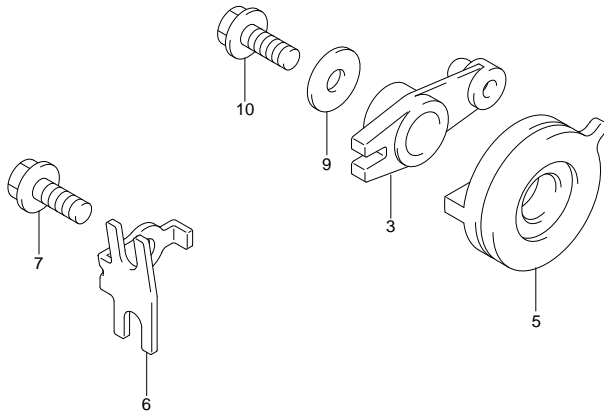
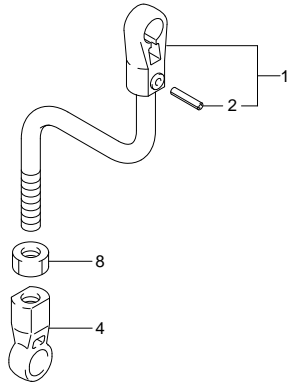


FIG.16

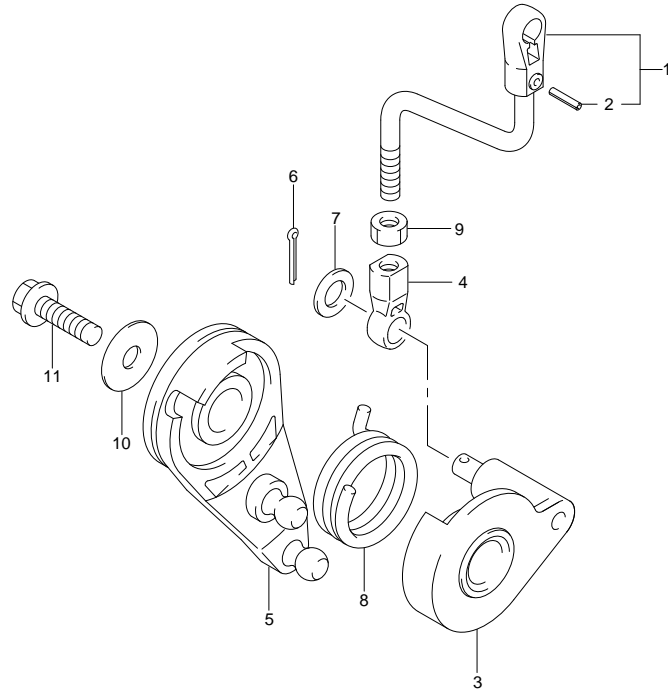


FIG.16 (1-C-5) THROTTLE CONTROL (DF15R P01)

REF NO.	PART NO.	DESCRIPTION	Q' TY	REMARKS
1	13510-93E01	ROD, THROTTLE	1	
2	09205-02006	SPRING	1	
3	19121-94J10	LEVER, THROTTLE CONTROL	1	
4	19131-94J00	CONNECTOR, THROTTLE ROD	1	
5	19148-93E10	DRUM, THROTTLE	1	
6	09204-01002	PIN	1	
7	08322-01067	WASHER	1	
8	19185-93E00	SPRING, THROTTLE LEVER	1	
9	09140-05005	NUT	1	
10	09160-06084	WASHER (6.5X18X1.6)	1	
11	01550-06167	BOLT	1	

FIG.17

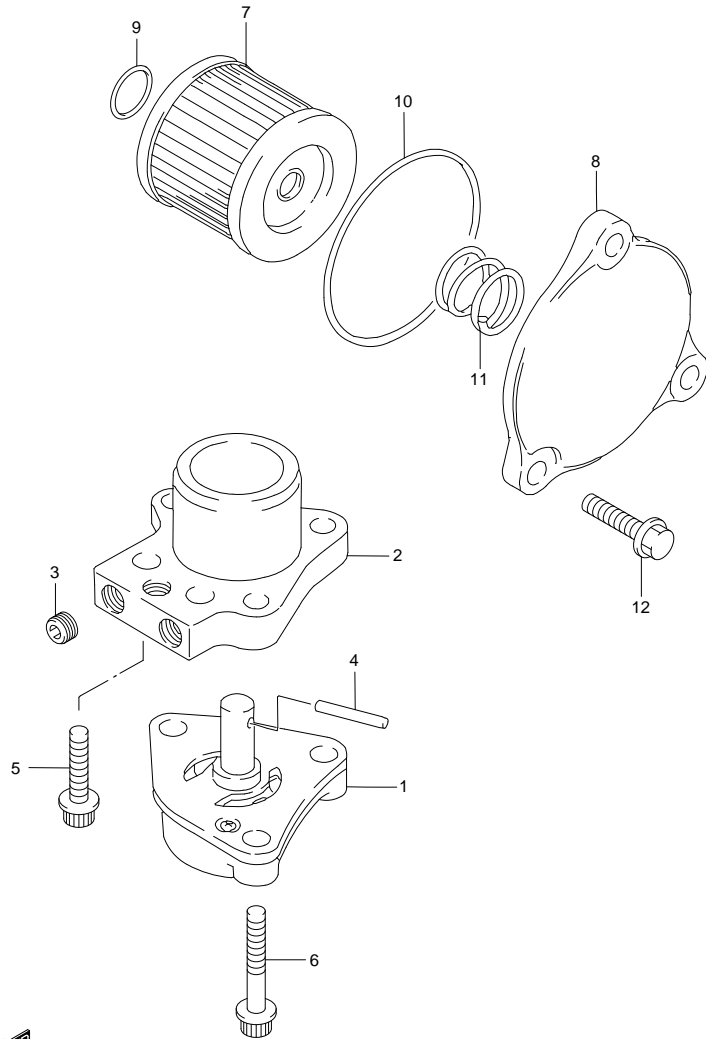


FIG.17 (1-C-6) OIL PUMP

REF NO.	PART NO.	DESCRIPTION	Q'TY	REMARKS
1	16400-93E0	PUMP ASSY, OIL	1	
2	16430-93E00	BLOCK ASSY, OIL GALLERY	1	
3	59246-94J00	PLUG	2	
4	59262-94J00	PIN	1	
5	07120-06257	BOLT	1	
6	07120-06357	BOLT	3	
7	16510-45H10	FILTER, ENGINE OIL	1	
8	16512-09G00	CAP, OIL FILTER	1	
9	09280-13004	O RING (D:1.9,ID:13)	1	
10	09280-54001	O RING (D:2.4,ID:52.6)	1	
11	09440-18002	SPRING	1	
12	01550-06207	BOLT	3	

FIG.18

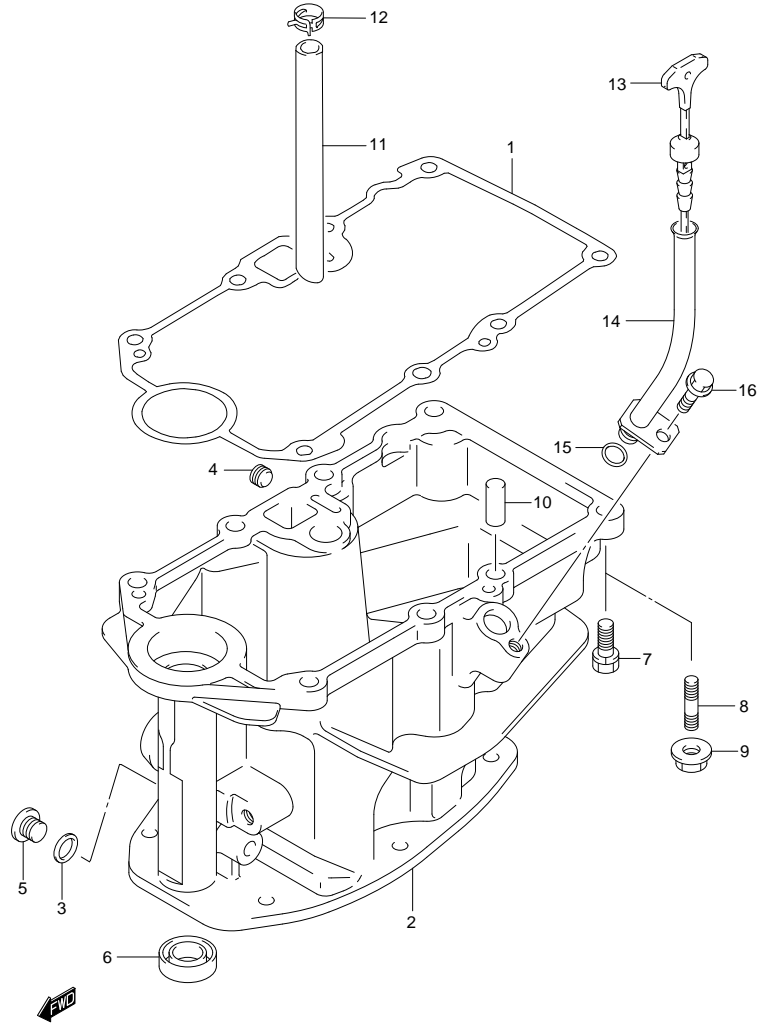


FIG.18 (1-C-7) OIL PAN

REF NO.	PART NO.	DESCRIPTION	Q' TY	REMARKS
1	11489-93E11	GASKET, OIL PAN	1	
2	11500-94J10-0EP	PAN ASSY, OIL (BLACK)	1	
3	09168-12017	GASKET (12X17X1)	1	
4	09246-06002	PLUG	1	
5	09248-12009	PLUG	1	
6	09282-12010	OIL SEAL (12X25X7)	1	
7	01560-08307	BOLT	6	
8	01421-08257	STUD BOLT	2	
9	08316-10087	NUT	2	
10	04221-06129	PIN	2	
11	16515-94J00	HOSE, OIL	1	
12	09401-12413	CLIP	1	
13	16910-94J00	GAUGE, OIL LEVEL	1	
14	16930-94J00	GUIDE, OIL LEVEL GAUGE	1	
15	09280-09008	O RING (D:2.1,ID:8.8)	1	
16	01550-06127	BOLT	1	

FIG.19

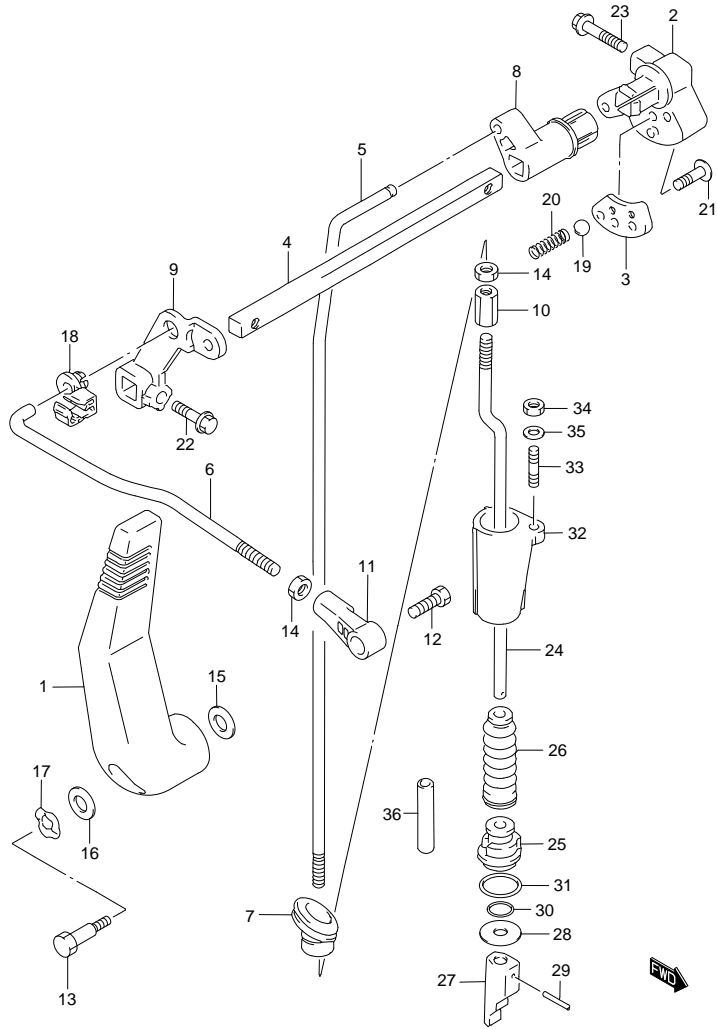


FIG. 19 (1-C-8) CLUTCH (DF15 P01)

REF. NO.	PART NO.	DESCRIPTION	Q' TY	REMARKS
1	21110-93E03	LEVER, CLUTCH	1	
2	21120-93E10	LEVER, CLUTCH NOTCH	1	
3	21122-94J01	PLATE, CLUTCH NOTCH	1	
4	21211-93E00	SHAFT, CLUTCH LEVER	1	
5	23111-93E00	ROD, CLUTCH	1	
6	23115-93E10	LINK, CLUTCH LEVER	1	
7	23131-93900	BOOT, CLUTCH ROD	1	
8	23211-93E01	ARM, CLUTCH ROD	1	
9	23210-93E00	LEVER, CLUTCH CONTROL	1	
10	23311-95DL0	TURNBUCKLE, CLUTCH ROD	1	
11	23312-94JL0	CONNECTOR, CLUTCH LINK	1	
12	09111-06064	BOLT (6X17)	1	
13	09111-06069	BOLT (6X28.8)	1	
14	29141-93J00	NUT	2	
15	09160-06082	WASHER (6.5X13X1.0)	1	
16	09160-08045	WASHER (8X22X1)	1	
17	09164-08017	WASHER	1	
18	09209-09007	LINKAGE	1	
19	09260-12003	BALL	1	
20	09440-09041	SPRING	1	
21	02142-06207	SCREW	2	
22	01550-06207	BOLT	1	
23	01550-06257	BOLT	1	

FIG.19

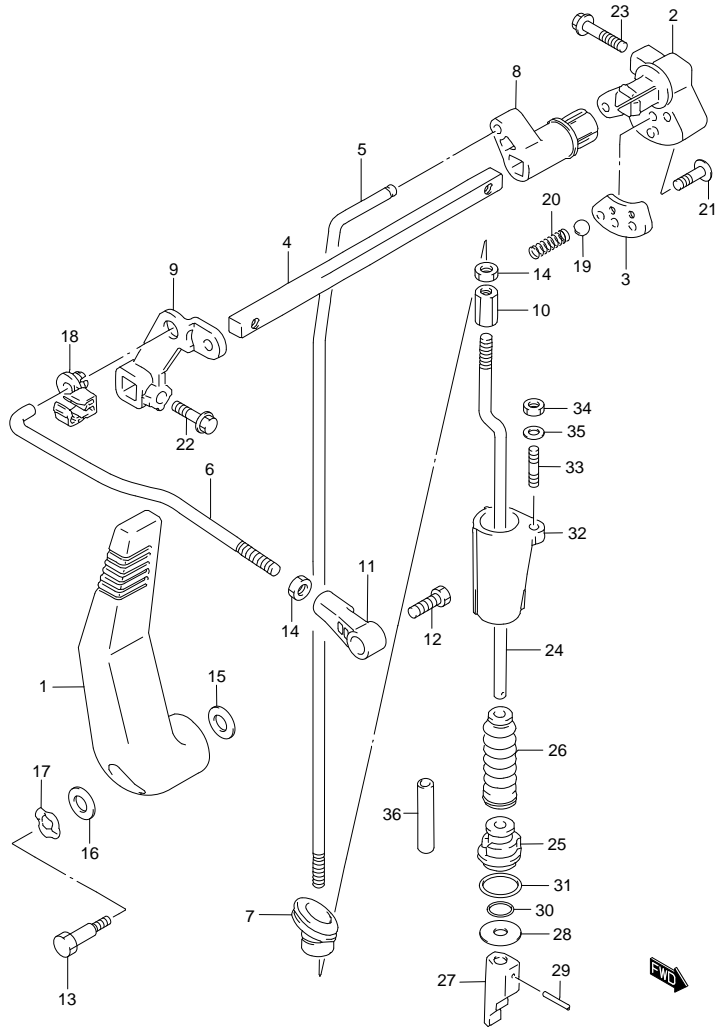


FIG. 19 (1-C-9) CLUTCH (DF15 P01)

REF NO.	PART NO.	DESCRIPTION	Q' TY	REMARKS
24-1	25111-93911	ROD, SHIFT (S)	1	W/TRANSOM(S)
24-2	25111-93901	ROD, SHIFT (L)	1	W/TRANSOM(L)
25	25211-93901	GUIDE, SHIFT ROD	1	
26	25222-93901	BOOT, SHIFT ROD	1	
27	25311-93E11	CAM, SHIFT	1	
28	09160-05047	WASHER (5.5X24X1.6)	1	
29	09205-02004	SPRING	2	
30	09280-05005	O RING (D:3.5, ID:4.9)	1	
31	59291-94J00	O RING (D:3.6 ID:18.6)	1	
32	25215-94J00	STOPPER, SHIFT ROD GUIDE	1	
33	09108-05007	STUD BOLT	1	
34	09140-05005	NUT	1	
35	09160-05029	WASHER (5.5X12X0.8)	1	
36	09351-50803-00A	HOSE (5X8X1000)	1	L:1000->30

FIG.20

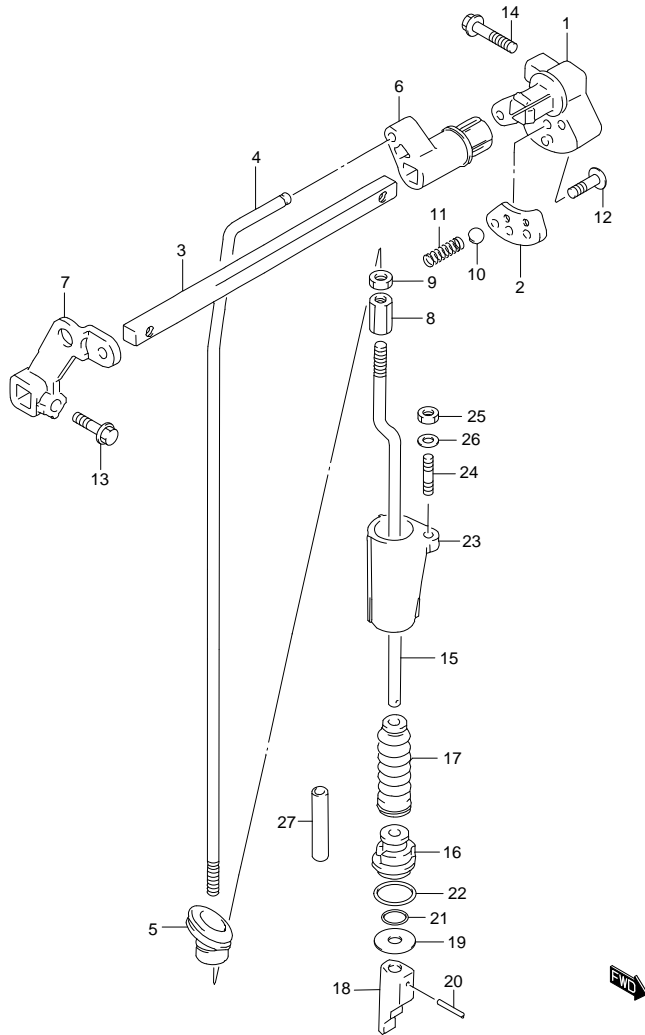


FIG. 20 (1-G-10) CLUTCH (DF15R P01)

REF NO.	PART NO.	DESCRIPTION	Q' TY	REMARKS
1	21120-93E10	LEVER, CLUTCH NOTCH	1	
2	21122-94J01	PLATE, CLUTCH NOTCH	1	
3	21211-93E00	SHAFT, CLUTCH LEVER	1	
4	23111-93E00	ROD, CLUTCH	1	
5	23131-93900	BOOT, CLUTCH ROD	1	
6	23211-93E01	ARM, CLUTCH ROD	1	
7	23210-93E00	LEVER, CLUTCH CONTROL	1	
8	23311-95DL0	TURNBUCKLE, CLUTCH ROD	1	
9	29141-93J00	NUT	1	
10	09260-12003	BALL	1	
11	09440-09041	SPRING	1	
12	02142-06207	SCREW	2	
13	01550-06207	BOLT	1	
14	01550-06257	BOLT	1	
15-1	25111-93911	ROD, SHIFT (S)	1	W/TRANSOM(S)
15-2	25111-93901	ROD, SHIFT (L)	1	W/TRANSOM(L)
16	25211-93901	GUIDE, SHIFT ROD	1	
17	25222-93901	BOOT, SHIFT ROD	1	
18	25311-93E11	CAM, SHIFT	1	
19	09160-05047	WASHER (5.5X24X1.6)	1	
20	09205-02004	SPRING	2	
21	09280-05005	O RING (D:3.5, ID:4.9)	1	
22	59291-94J00	O RING (D:3.6 ID:18.6)	1	
23	25215-94J00	STOPPER, SHIFT ROD GUIDE	1	
24	09108-05007	STUD BOLT	1	
25	09140-05005	NUT	1	
26	09160-05029	WASHER (5.5X12X0.8)	1	
27	09351-50803-00A	HOSE (5X8X1000)	1	L:1000->30

FIG.21

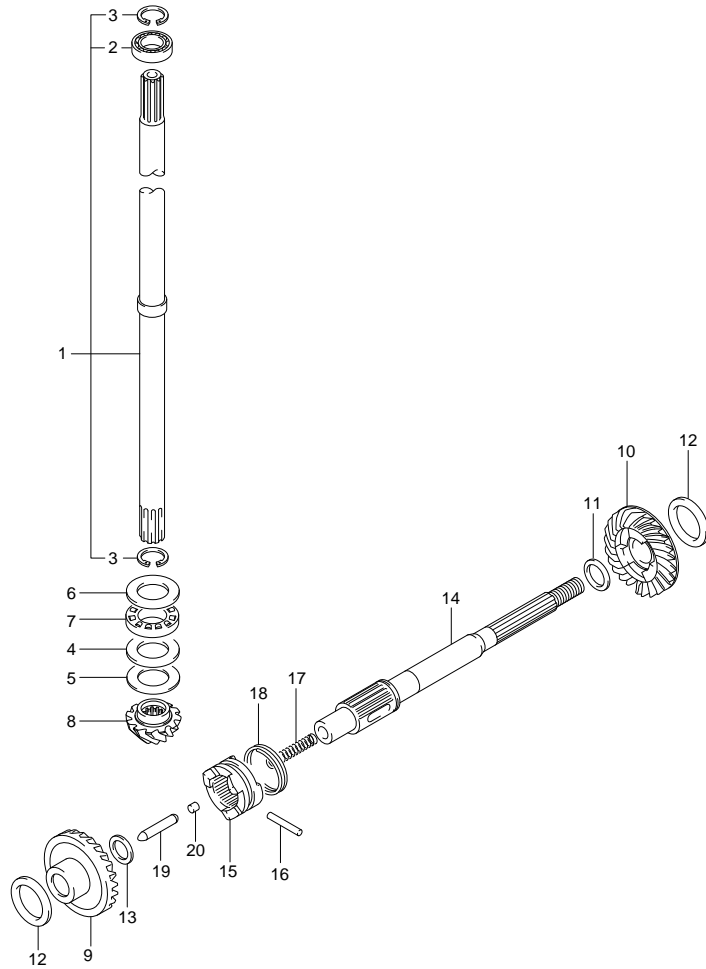


FIG. 21 (1-C-11) TRANSMISSION

REF NO.	PART NO.	DESCRIPTION	Q'TY	REMARKS
1-1	57100-93912	SHAFT ASSY, DRIVE (S)	1	W/TRANSOM(S)
1-2	57100-93902	SHAFT ASSY, DRIVE (L)	1	W/TRANSOM(L)
2	08110-60020	·BEARING	1	
3	09380-15001	·SNAP RING	2	
4	09160-20027	WASHER (20X35X2.75)	1	
5-1	09181-20251	SHIM (20X34X1)	1	
5-2	09160-20042	SHIM (20X34X1.1)	1	
5-3	09160-20043	SHIM (20X34X1.2)	1	
5-4	09160-20044	SHIM (20X34X1.3)	1	
5-5	09181-20244	SHIM (20X34X0.7)	1	
5-6	09181-20246	SHIM (20X34X0.8)	1	
5-7	09181-20248	SHIM (20X34X0.9)	1	
6	09160-21009	WASHER (21X35X2.75)	1	
7	09263-20024	BEARING (20X35X4.5)	1	
8	57311-94J00	PINION	1	
9	57510-94J00	GEAR, FORWARD	1	
10	57521-94J00	GEAR, REVERSE	1	
11-1	09160-17024	WASHER (17X23X1.1)	1	
11-2	09160-17039	WASHER (17X23X1.2)	1	
11-3	09160-17025	WASHER (17X23X1.3)	1	
11-4	09160-17040	WASHER (17X23X1.4)	1	
11-5	09160-17026	WASHER (17X23X1.5)	1	
11-6	09160-17041	WASHER (17X23X1.6)	1	
11-7	09160-17027	WASHER (17X23X1.7)	1	
11-8	09160-17042	WASHER (17X23X1.8)	1	
11-9	09160-17028	WASHER (17X23X1.9)	1	

FIG.21

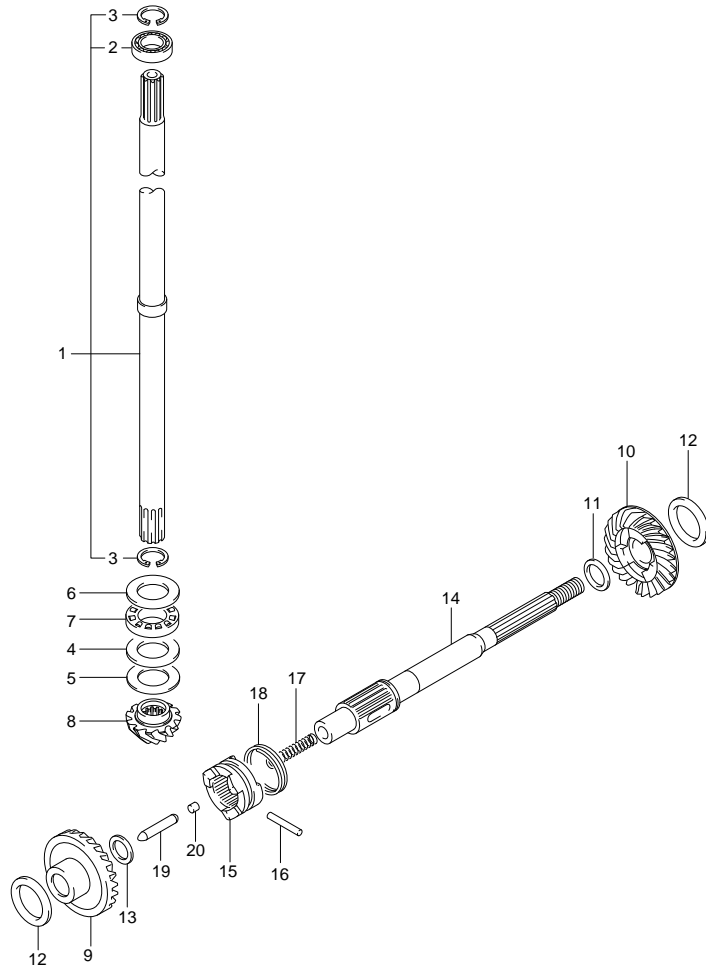


FIG. 21 (1-C-12) TRANSMISSION

REF NO.	PART NO.	DESCRIPTION	QTY	REMARKS
12-1	09160-25040	WASHER (25X34X1)	2	
12-2	09160-25041	WASHER (25X34X1.1)	2	
12-3	09160-25042	WASHER (25X34X1.2)	2	
12-4	09181-25181	SHIM (25X34X1.3)	2	
12-5	09181-25160	SHIM (25X34X0.7)	2	
12-6	09181-25162	SHIM (25X34X0.8)	2	
12-7	09181-25164	SHIM (25X34X0.9)	2	
13	09181-15156	SHIM (15X22X1.5)	1	
14	57610-93901	SHAFT, PROPELLER	1	
15	57621-93902	SHIFTER, CLUTCH DOG	1	
16	09202-04015	PIN	1	
17	09440-05027	SPRING	1	
18	09440-32008	SPRING	1	
19	57631-93901	ROD, PUSH	1	
20	57632-98500	PIN	1	

FIG.22

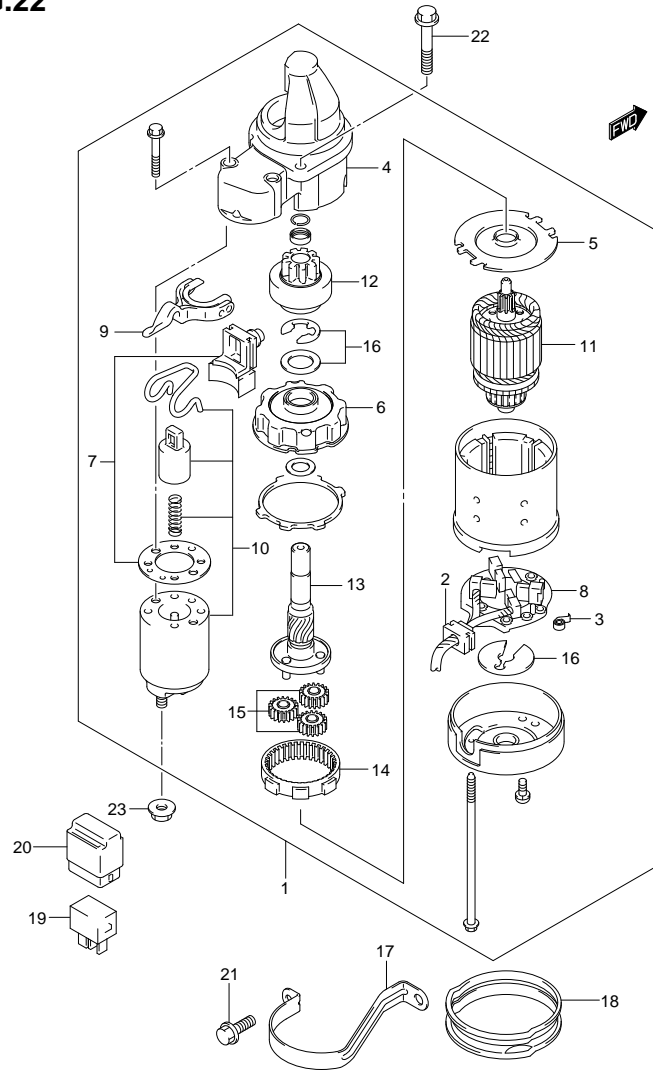


FIG. 22 (1-G-13) STARTING MOTOR (ELECTRIC STARTER)

REF NO.	PART NO.	DESCRIPTION	Q'TY	REMARKS
1	31100-94J21	STARTING MOTOR	1	
2	31131-94J00	·BRUSH SET, PLUS	1	
3	31135-90J00	·SPRING	4	
4	31151-94J00	·CASE, GEAR	1	
5	31152-90J00	·PLATE, CENTER	1	
6	31153-90J00	·BRACKET, PLANET GEAR	1	
7	31171-96J00	·COVER KIT, DUST	1	
8	31173-94J00	·HOLDER ASSY, BRUSH	1	
9	31191-96J00	·LEVER, SHIFT	1	
10	31220-94J00	·SWITCH, MAGNET	1	
11	31310-90J00	·ARMATURE	1	
12	31320-94J00	·PINION	1	
13	31341-94J00	·SHAFT, PINION	1	
14	31343-90J00	·INTERNAL GEAR	1	
15	31344-90J00	·GEAR, PLANETARY	3	
16	31360-93J01	·WASHER SET	1	
17	31912-94J00	BAND, STARTING MOTOR	1	
18	31918-94J00	DAMPER, LOWER	1	
19	38860-76F01	RELAY, STARTING MOTOR	1	
20	38915-90J00	HOLDER, RELAY	1	
21	01550-08207	BOLT	2	LOWER
22	01550-08257	BOLT	2	
23	08316-10087	NUT	1	

FIG.23

FIG. 23 (1-C-14) MAGNETO (DF15 P01)

REF. NO.	PART NO.	DESCRIPTION	QTY	REMARKS
1-1	32120-94J10	COIL, STATOR & PULSER	1	W/ELECTRIC STARTER
1-2	32120-94J00	COIL, STATOR & PULSER	1	W/MANUAL STARTER
2	09125-06035	SCREW (6X25)	3	
3	02162-05127	SCREW	2	
4-1	32102-94J10	FLYWHEEL	1	W/ELECTRIC STARTER
4-2	32102-94J00	FLYWHEEL	1	W/MANUAL STARTER
5	09140-14008	NUT	1	
6	59171-94J00	WASHER	1	
7	08341-31039	KEY	1	
8	01550-06127	BOLT	1	
9	09407-11401	CLAMP (L:95)	1	
10	09407-10404	CLAMP (L:100)	2	
11	09407-10404	CLAMP (L:100)	2	

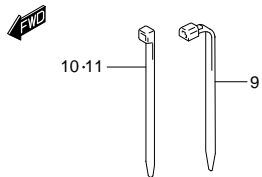
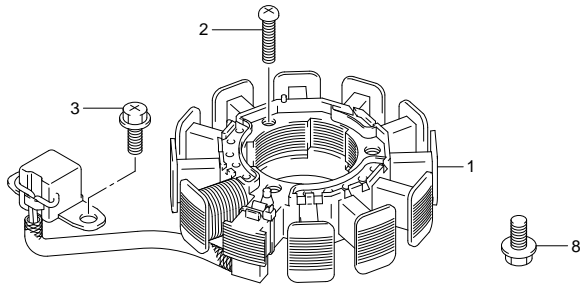
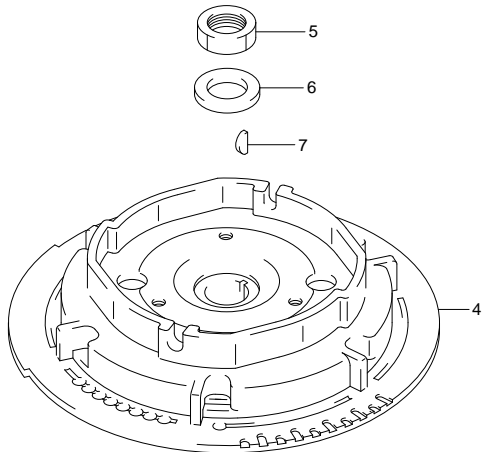


FIG.24

FIG. 24 (1-C-15) MAGNETO (DF15R P01)

REF NO.	PART NO.	DESCRIPTION	QTY	REMARKS
1	32120-94J10	COIL, STATOR & PULSER	1	
2	09125-06035	SCREW (6X25)	3	
3	02162-05127	SCREW	2	
4	32102-94J10	FLYWHEEL	1	
5	09140-14008	NUT	1	
6	59171-94J00	WASHER	1	
7	08341-31039	KEY	1	
8	01550-06127	BOLT	1	
9	09407-11401	CLAMP (L:95)	1	
10	09407-10404	CLAMP (L:100)	2	
11	09407-10404	CLAMP (L:100)	2	

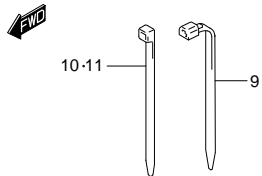
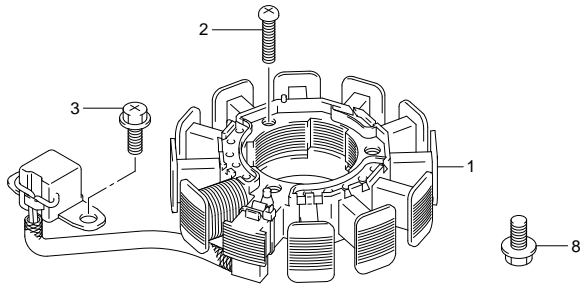
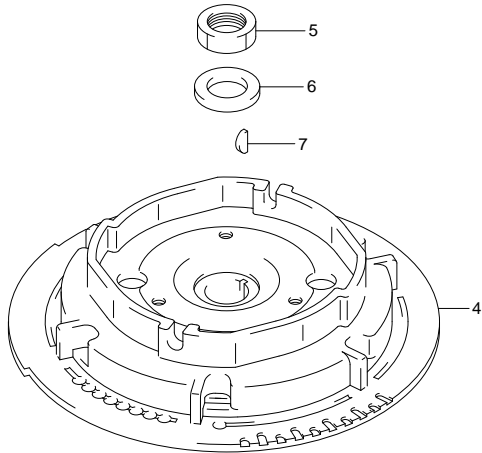


FIG.25

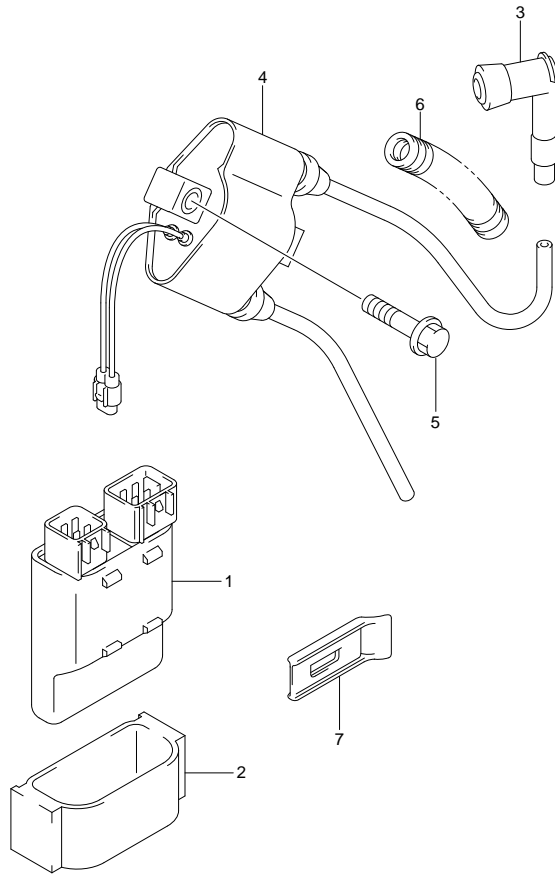


FIG. 25 (1-D-2) IGNITION COIL

REF NO.	PART NO.	DESCRIPTION	Q' TY	REMARKS
1	32900-94J00	CDI UNIT	1	
2	32980-94J00	CUSHION, CDI	1	
3	33500-07H00	CAP, SPARK PLUG	2	
4	33410-94J00	COIL, IGNITION	1	
5	01550-06307	BOLT	2	
6	33833-94J10	PROTECTOR	1	
7	32891-94J00	STOPPER, CDI	1	



FIG.26

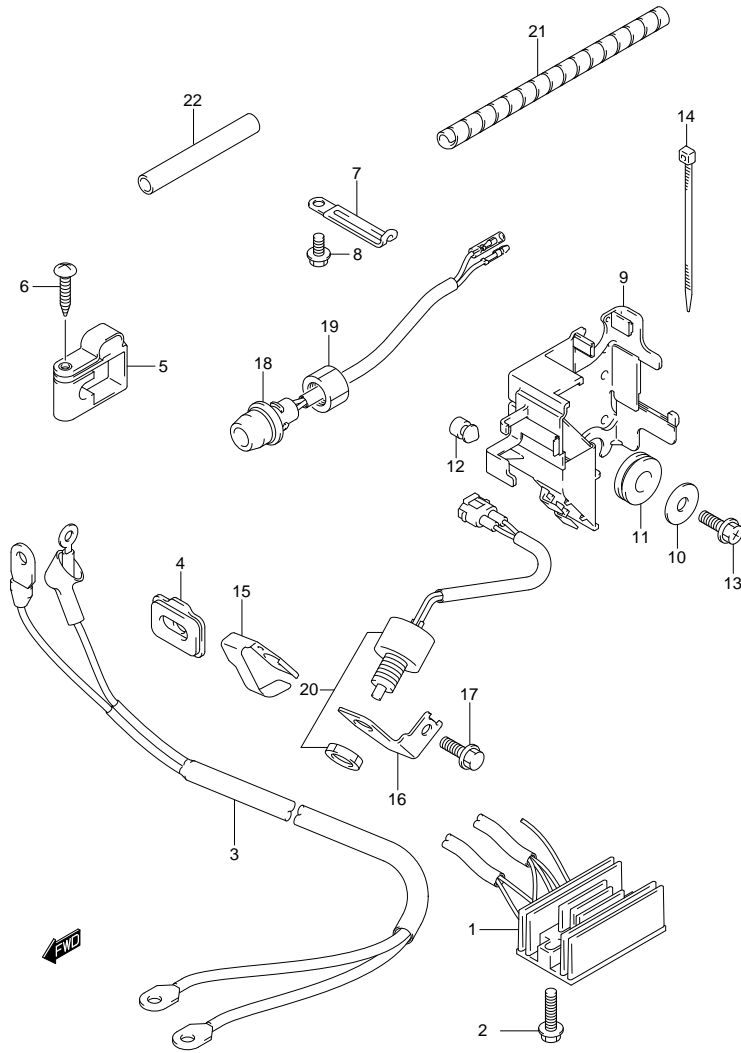


FIG. 26 (1-D-3) RECTIFIER (DF15 P01)

REF NO.	PART NO.	DESCRIPTION	Q'TY	REMARKS
1	32800-94J11	RECTIFIER/REGULATOR ASSY	1	W/ELECTRIC STARTER
2	01550-06257	BOLT	2	W/ELECTRIC STARTER
3	33810-94J00	CABLE, STARTER	1	W/ELECTRIC STARTER
4	33811-94J10	GROMMET, STARTER CABLE	1	W/ELECTRIC STARTER
5	33816-94J01	CLAMP, CABLE	1	W/ELECTRIC STARTER
6	03241-0625A	SCREW	1	W/ELECTRIC STARTER
7	29404-93J10	CLAMP, RECTIFIER LEAD	1	
8	01550-06127	BOLT	1	W/MANUAL STARTER
9	32890-94J00	HOLDER, ELECTRIC PARTS	1	
10	09160-06054	WASHER (6.5X22X1.6)	2	
11	09320-12011	CUSHION	2	
12	09321-06013	CUSHION	1	
13	02162-06167	SCREW	2	
14	09407-10404	CLAMP (L:100)	1	W/ELECTRIC STARTER
15	37725-94302	ACTUATOR, NEUTRAL SW	1	
16	37726-94J00	BRACKET, NEUTRAL SW	1	
17	01550-06167	BOLT	1	
18	37161-94J00	SWITCH, STARTING MOTOR	1	W/ELECTRIC STARTER
19	09159-14014	NUT	1	W/ELECTRIC STARTER
20	37721-94J01	SWITCH ASSY, NEUTRAL	1	
21	33833-91J00	TUBE, THROTTLE CABLE	1	
22	33833-94JL0	TUBE, SWITCH LEAD	1	W/ELECTRIC STARTER

FIG.27

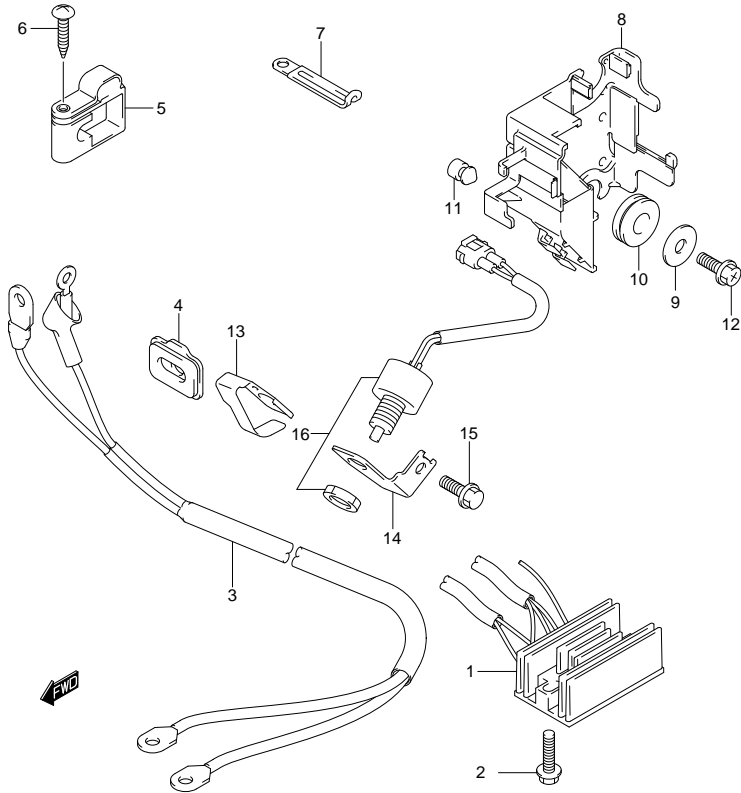


FIG. 27 (1-D-4) RECTIFIER (DF15R P01)

REF NO.	PART NO.	DESCRIPTION	Q'TY	REMARKS
1	32800-94J01	RECTIFIER/REGULATOR ASSY	1	
2	01550-06257	BOLT	2	
3	33810-94J00	CABLE, STARTER	1	
4	33811-94J10	GROMMET, STARTER CABLE	1	
5	33816-94J01	CLAMP, CABLE	1	
6	03241-0625A	SCREW	1	
7	29404-93J20	CLAMP, RECTIFIER LEAD	1	
8	32890-94J00	HOLDER, ELECTRIC PARTS	1	
9	09160-06054	WASHER (6.5X22X1.6)	2	
10	09320-12011	CUSHION	2	
11	09321-06013	CUSHION	1	
12	02162-06167	SCREW	2	
13	37725-94302	ACTUATOR, NEUTRAL SW	1	
14	37726-94J00	BRACKET, NEUTRAL SW	1	
15	01550-06167	BOLT	1	
16	37721-94J01	SWITCH ASSY, NEUTRAL	1	

FIG.28

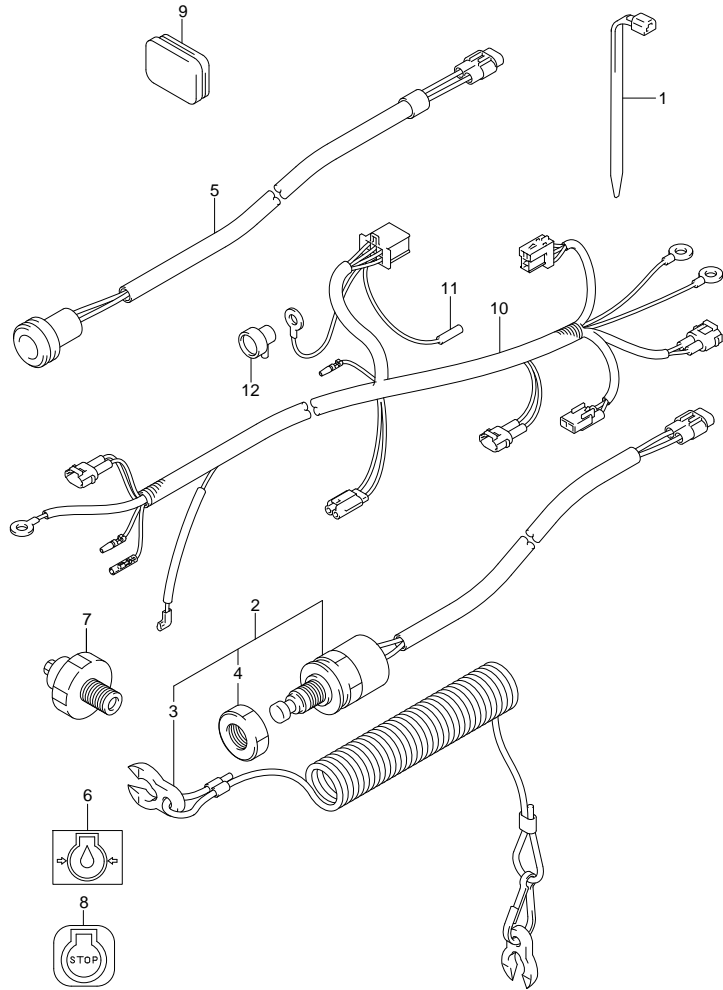


FIG. 28 (1-D-5) ELECTRICAL (DF15 P01)

REF NO.	PART NO.	DESCRIPTION	Q'TY	REMARKS
1	09407-11401	CLAMP	1	W/MANUAL STARTER
2	37830-94J10	SWITCH ASSY, EMERGENCY/STOP	1	
3	37823-92E01	·PLATE	1	
4	37826-92E00	·NUT	1	
5	36360-94J00	INDICATOR, OIL LEVEL	1	
6	36367-93E00-019	LABEL, OIL LEVEL	1	
7	37820-93E10	SWITCH, PRESSURE	1	
8	37835-95D00	LABEL, STOP	1	
9	39669-94400	PLUG	1	W/MANUAL STARTER
10-1	36610-94J10	HARNESS ASSY, WIRING	1	W/ELECTRIC STARTER
10-2	36610-94J00	HARNESS ASSY, WIRING	1	W/MANUAL STARTER
11	36615-96300	·TERMINAL, RESIN	1	
12	36618-43410	·CAP, OIL PRESSURE SWITCH	1	

FIG.29

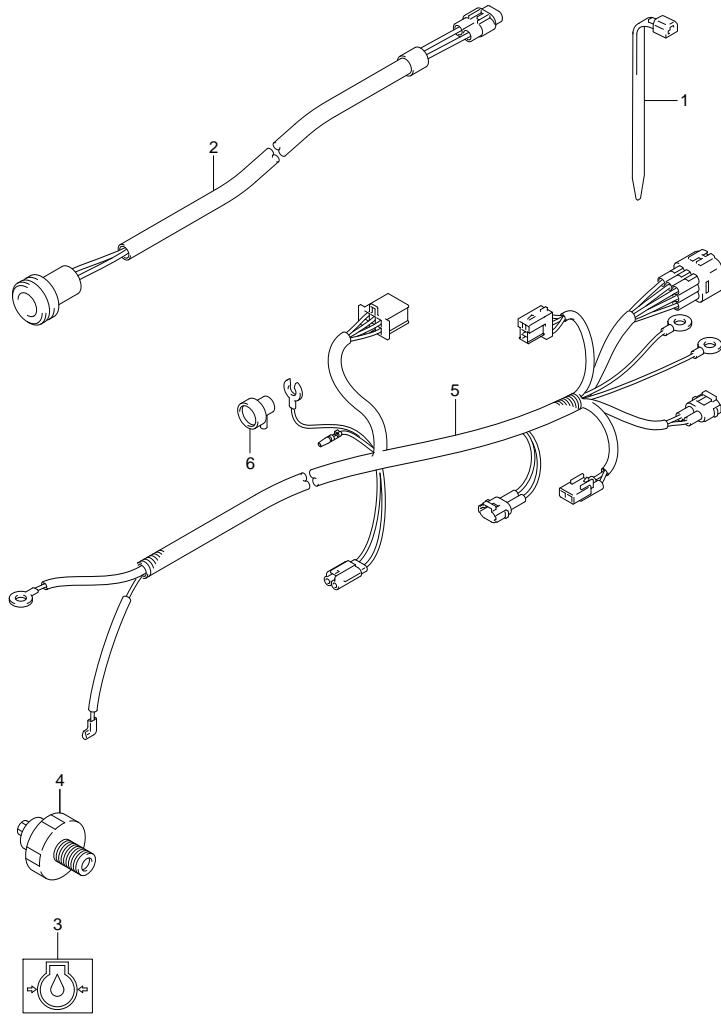


FIG. 29 (1-D-6) ELECTRICAL (DF15R P01)

REF NO.	PART NO.	DESCRIPTION	Q' TY	REMARKS
1	09407-11401	CLAMP	1	
2	36360-94J00	INDICATOR, OIL LEVEL	1	
3	36367-93E00-019	LABEL, OIL LEVEL	1	
4	37820-93E10	SWITCH, PRESSURE	1	
5	36610-94J20	HARNESS ASSY, WIRING	1	
6	36618-43410	·CAP, OIL PRESSURE SWITCH	1	

FIG.30

FIG. 30 (1-D-7) CLAMP BRACKET (DF15 P01)

REF NO.	PART NO.	DESCRIPTION	Q' TY	REMARKS
1	41111-94J20-0EP	BRACKET, CLAMP STBD (BLACK)	1	
2	41121-94J20-0EP	BRACKET, CLAMP PORT (BLACK)	1	
3	09205-06007	SPRING	2	
4	41210-89E11	SCREW, CLAMP	2	OPT
5	41213-98100	PLATE, CLAMP	2	
6	41130-89E20	SHAFT, CLAMP BRKT	1	
7	09180-06163	SPACER (6.5X10.5X104)	1	
8	45420-99J00	PIN, TILT LOCK	1	
9	09441-17001	SPRING	1	
10	45425-94J00	STOPPER	1	
11	09100-06125	BOLT (6X140)	1	
12	29141-93J00	NUT	1	
13	09160-06082	WASHER (6.5X13X1.0)	1	
14	09159-22006	NUT	1	

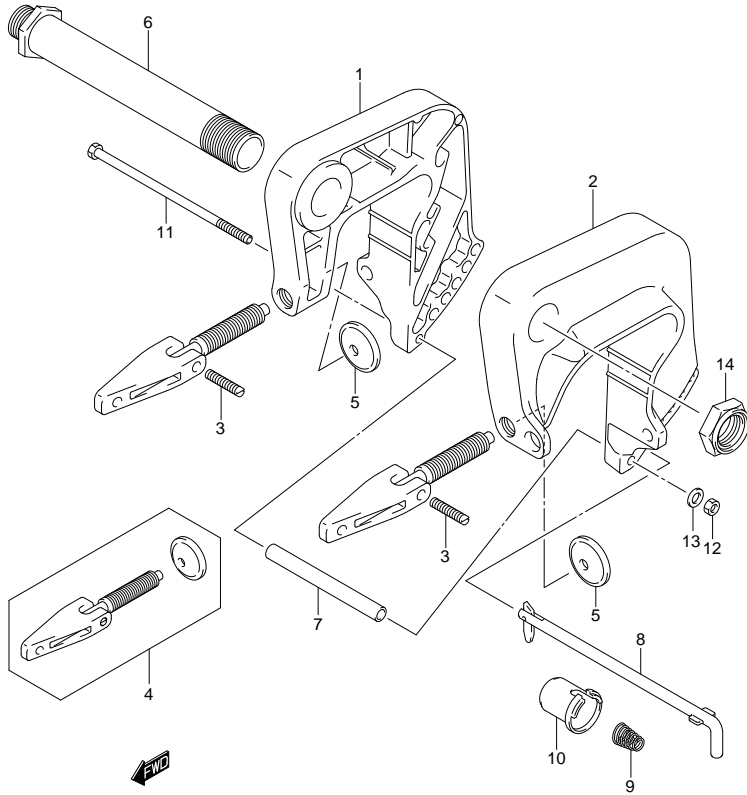


FIG.31

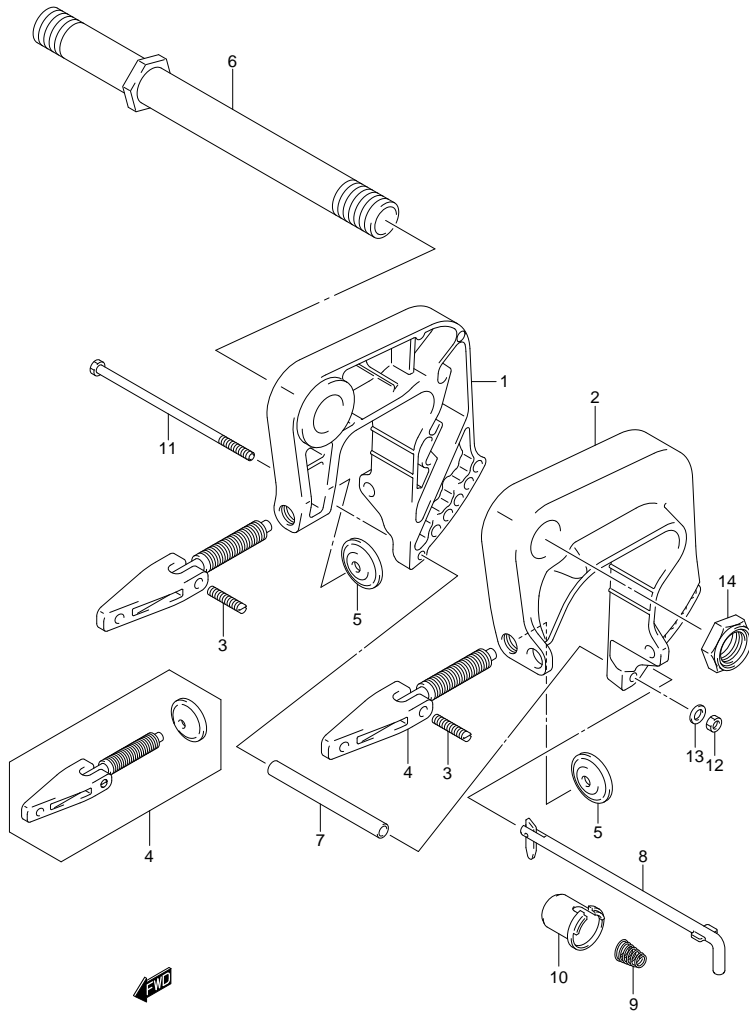
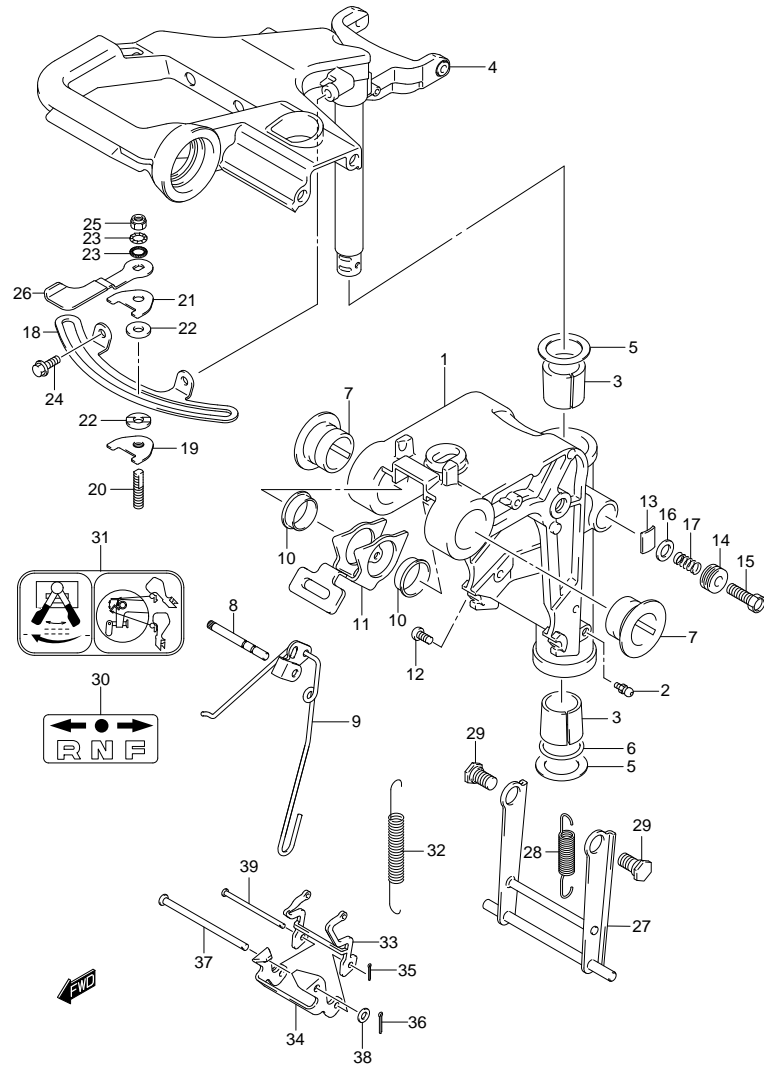


FIG. 31 (1-D-8) CLAMP BRACKET (DF15R P01)

REF NO.	PART NO.	DESCRIPTION	QTY	REMARKS
1	41111-94J20-0EP	BRACKET, CLAMP STBD (BLACK)	1	
2	41121-94J20-0EP	BRACKET, CLAMP PORT (BLACK)	1	
3	09205-06007	SPRING	2	
4	41210-89E11	SCREW, CLAMP	2	OPT
5	41213-98100	PLATE, CLAMP	2	
6	41130-93E02	SHAFT, CLAMP BRKT	1	
7	09180-06163	SPACER (6.5X10.5X104)	1	
8	45420-99J00	PIN, TILT LOCK	1	
9	09441-17001	SPRING	1	
10	45425-94J00	STOPPER	1	
11	09100-06125	BOLT (6X140)	1	
12	29141-93J00	NUT	1	
13	09160-06082	WASHER (6.5X13X1.0)	1	
14	09159-22006	NUT	1	

FIG.32



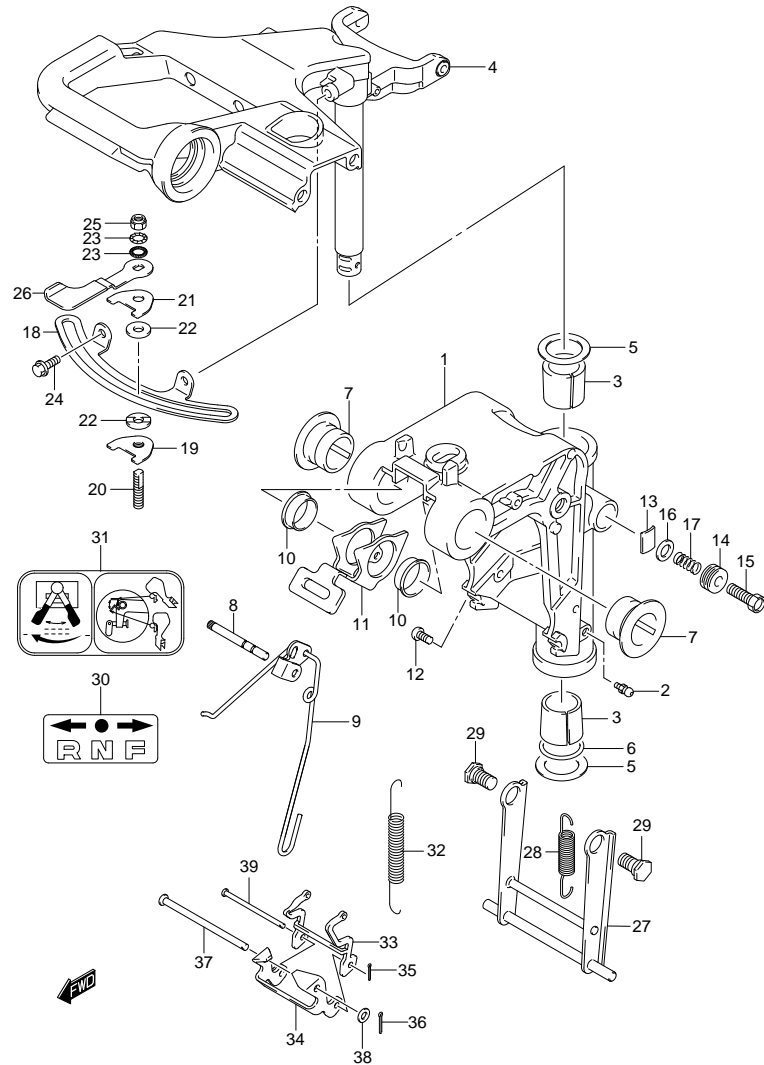
DF15 P01 012_032
SWIVEL BRACKET

FIG. 32 (1-D-9) SWIVEL BRACKET (DF15 P01)

REF NO.	PART NO.	DESCRIPTION	QTY	REMARKS
1	43111-94J30-0EP	BRACKET, SWIVEL (BLACK)	1	
2	22511-99011	NIPPLE	3	
3	43711-99J00	BUSH, STEERING	2	
4	43750-94J20-0EP	BRACKET, STEERING (BLACK)	1	
5	09160-27009	WASHER (27.5X47X2)	2	
6	09280-27004	O RING (D:3.1, ID:26.2)	1	
7	43211-87JL0	BUSH, SWIVEL SHAFT	2	
8	41225-94502	PIN, RELEASE ARM	1	
9	45250-94J00	LINK, RELEASE	1	
10	09306-22006	BUSH	2	
11	45261-94J00	LEVER, RELEASE	1	
12	29125-93J10	SCREW, LEAD	1	
13	43411-939L0	PLATE, STEERING ADJUSTER	1	
14	43412-93900	COVER, STEERING ADJUST	1	
15	09100-08232	BOLT (8X30)	1	
16	09160-08082	WASHER (8.5X16X1.2)	1	
17	29440-93J00	SPRING	1	

DF15 P01 012

FIG.32



DF15 P01 012_032
SWIVEL BRACKET

FIG. 32 (1-D-10) SWIVEL BRACKET (DF15 P01)

REF NO.	PART NO.	DESCRIPTION	Q'TY	REMARKS
18	43415-94J00	PLATE, STEERING ADJUSTER	1	
19	43420-94J20	PLATE	1	
20	43512-94JL0	SHAFT, STEERING ADJUSTER	1	
21	43514-94J00	PLATE, FRICTION	1	
22	43514-95J00	WASHER, FRICTION PLATE	2	
23	43516-89J00	WASHER, STEERING ADJUSTER	2	
24	29116-93J00	BOLT, ADJUSTER PLATE	2	
25	09159-08059	NUT	1	
26	43411-94J00	ADJUSTER, STEERING	1	
27	45710-99JL0	ARM, SHALLOW DRIVE	1	
28	45722-94J11	SPRING, ARM	1	
29	09111-10032	BOLT (10X20.4)	2	
30	21131-94J00	MARK, CLUTCH SHIFT	1	
31	45269-94J00	MARK, REVERSE LOCK	1	
32	45212-99J10	SPRING, REVERSE LOCK ARM	2	
33	45231-99J10	ARM, REVERSE LOCK	1	
34	45241-99JL1	LINK, REVERSE LOCK ARM	1	
35	09204-01002	PIN	1	
36	45247-99J00	PIN	1	
37	09200-06061	PIN	1	
38	09160-06082	WASHER (6.5X13X1.0)	1	
39	09200-05014	PIN	1	

DF15 P01 012

FIG.33

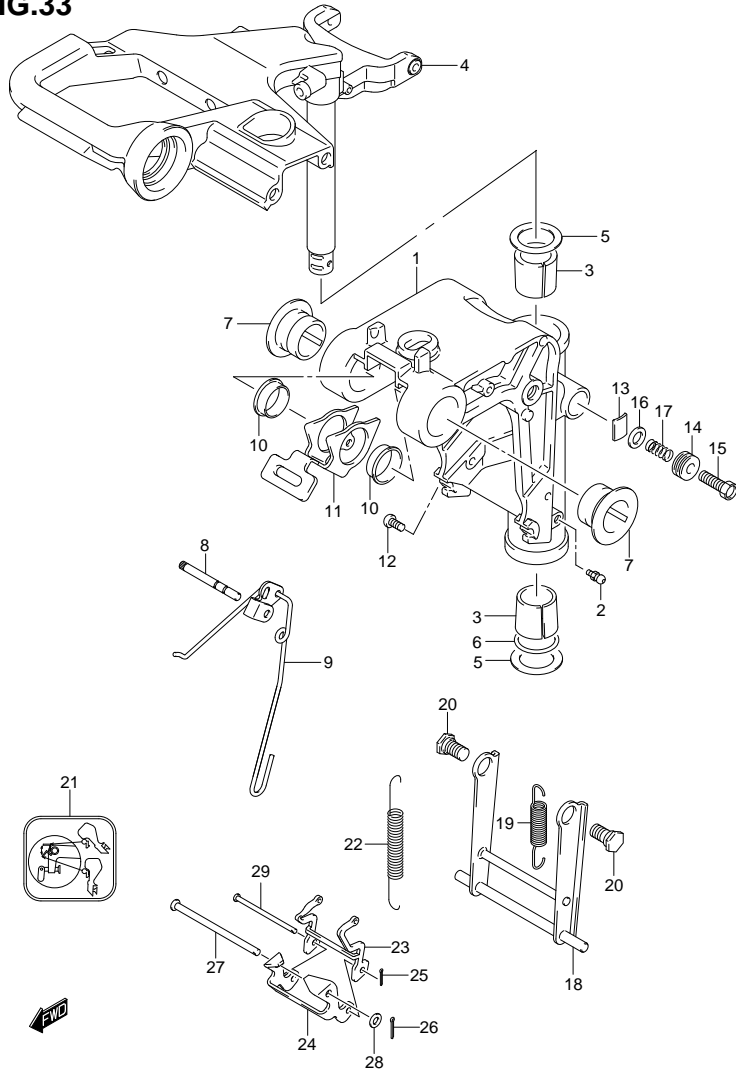


FIG.33 (1-D-11) SWIVEL BRACKET (DF15R P01)

REF NO.	PART NO.	DESCRIPTION	Q' TY	REMARKS
1	43111-94J30-0EP	BRACKET, SWIVEL (BLACK)	1	
2	22511-99011	NIPPLE	3	
3	43711-99J00	BUSH, STEERING	2	
4	43750-94J20-0EP	BRACKET, STEERING (BLACK)	1	
5	09160-27009	WASHER (27.5X47X2)	2	
6	09280-27004	O RING (D:3.1, ID:26.2)	1	
7	43211-87JL0	BUSH, SWIVEL SHAFT	2	
8	41225-94502	PIN, RELEASE ARM	1	
9	45250-94J00	LINK, RELEASE	1	
10	09306-22006	BUSH	2	
11	45261-94J00	LEVER, RELEASE	1	
12	29125-93J10	SCREW, LEAD	1	
13	43411-939L0	PLATE, STEERING ADJUSTER	1	
14	43412-93900	COVER, STEERING ADJUST	1	
15	09100-08232	BOLT (8X30)	1	
16	09160-08082	WASHER (8.5X16X1.2)	1	
17	29440-93J00	SPRING	1	

FIG.33

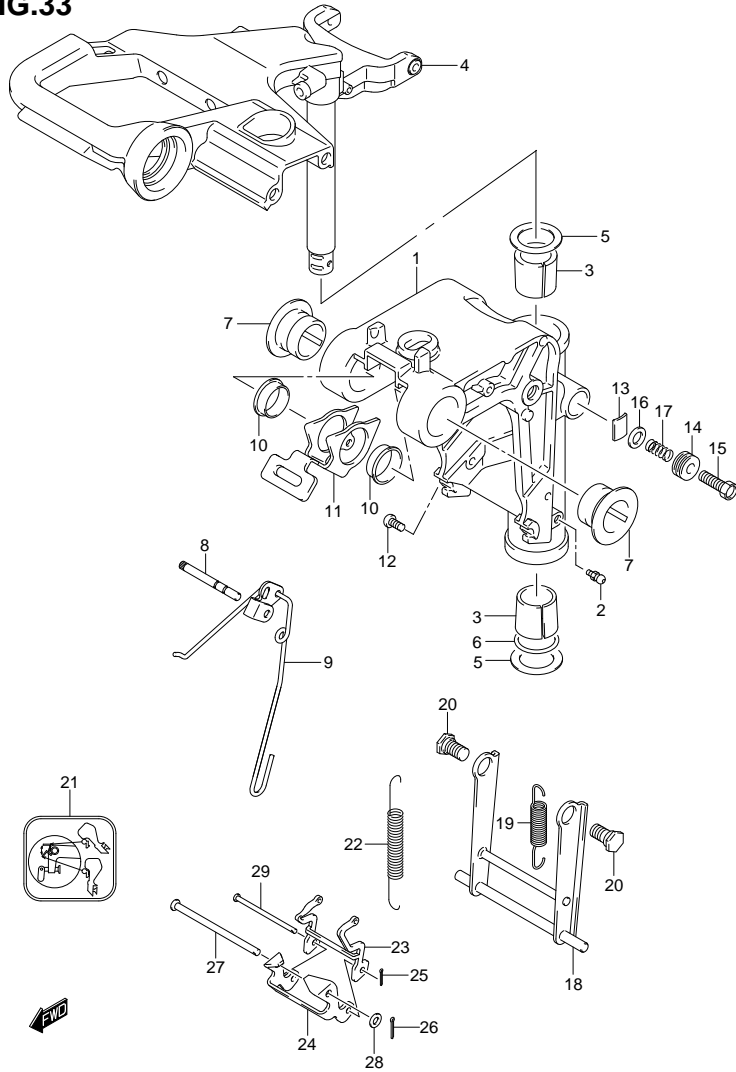


FIG. 33 (1-D-12) SWIVEL BRACKET (DF15R P01)

REF NO.	PART NO.	DESCRIPTION	Q'TY	REMARKS
18	45710-99JL0	ARM, SHALLOW DRIVE	1	
19	45722-94J11	SPRING, ARM	1	
20	09111-10032	BOLT (10X20.4)	2	
21	45269-94J20	MARK, REVERSE LOCK	1	
22	45212-99J10	SPRING, REVERSE LOCK ARM	2	
23	45231-99J10	ARM, REVERSE LOCK	1	
24	45241-99JL1	LINK, REVERSE LOCK ARM	1	
25	09204-01002	PIN	1	
26	45247-99J00	PIN	1	
27	09200-06061	PIN	1	
28	09160-06082	WASHER (6.5X13X1.0)	1	
29	09200-05014	PIN	1	

FIG.34

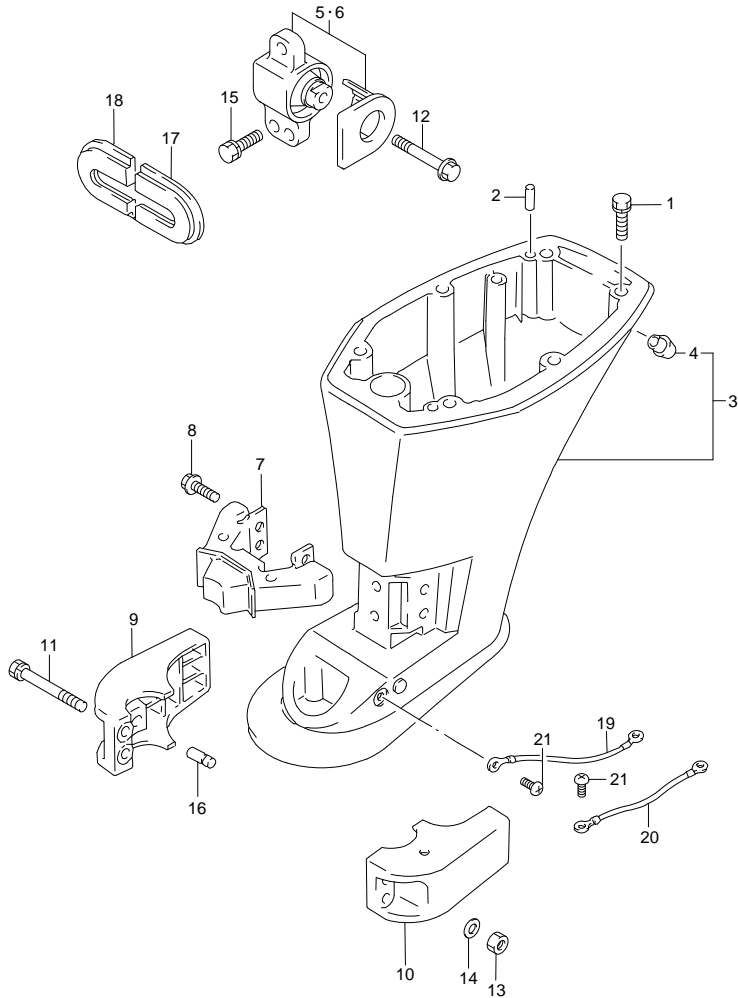


FIG. 34 (1-D-13) DRIVE SHAFT HOUSING

REF NO.	PART NO.	DESCRIPTION	Q'TY	REMARKS
1	09116-08122	BOLT (8X30)	6	
2	09202-06023	PIN	2	
3-1	52110-93E70-0EP	HOUSING, DRIVE SHAFT (S) (BLACK)	1	W/TRANSOM(S)
3-2	52110-94J20-0EP	HOUSING, DRIVE SHAFT (L) (BLACK)	1	W/TRANSOM(L)
4	43112-99E00	PIPE, EXHAUST	1	
5	54180-93E01	MOUNT, UPPER STBD	1	
6	54190-93E01	MOUNT, UPPER PORT	1	
7	54160-93E02	MOUNT, LOWER	1	
8	09116-08137	BOLT (8X22)	4	
9	54211-94J20-0EP	COVER, LOWER MOUNT STBD (BLACK)	1	
10	54221-94J20-0EP	COVER, LOWER MOUNT PORT (BLACK)	1	
11	09116-08138	BOLT (8X40)	2	
12	09116-08138	BOLT (8X40)	2	
13	29141-93J10	NUT	2	
14	09160-08082	WASHER (8.5X16X1.2)	2	
15	09116-08122	BOLT (8X30)	4	
16	54213-93901	PIN	2	
17	54144-94J00	SEAL, UPPER MOUNT PORT	1	
18	54145-94J00	SEAL, UPPER MOUNT STBD	1	
19	36894-95201	LEAD, MOUNT TO HSG (L:165)	1	
20	36895-87DL0	LEAD, SWIVEL TO MOUNT	1	
21	29125-93J10	SCREW, LEAD (5X8)	2	



FIG.35

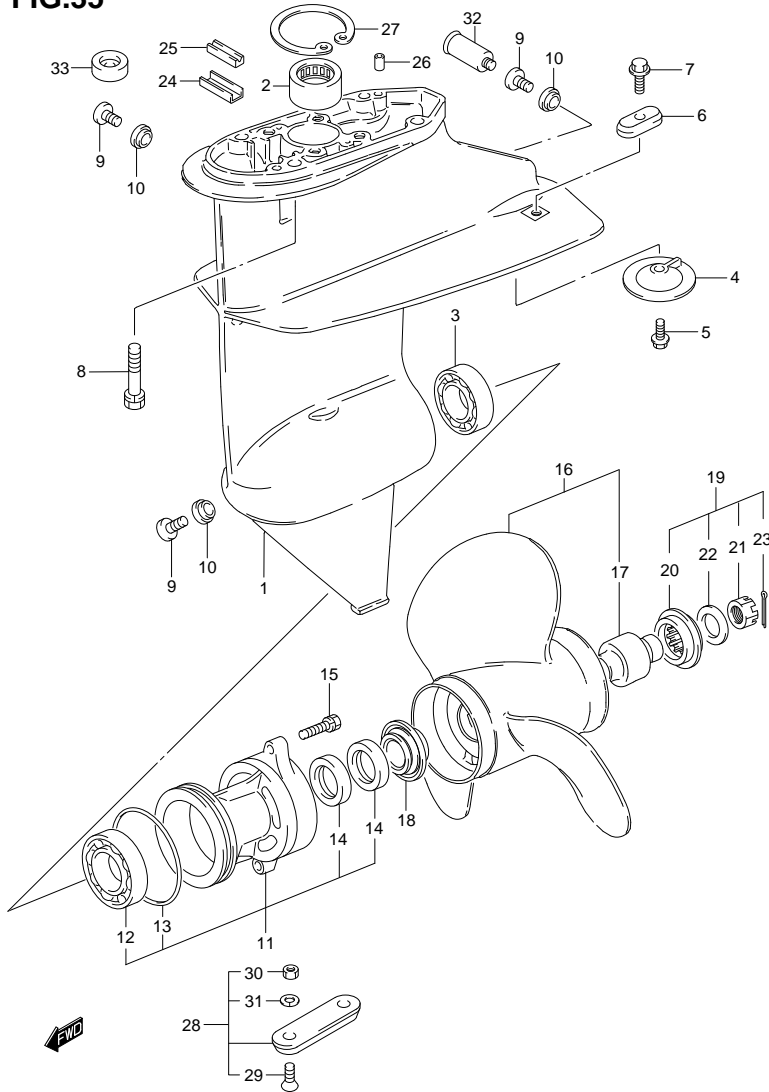


FIG. 35 (1-D-14) GEAR CASE

REF. NO.	PART NO.	DESCRIPTION	Q' TY	REMARKS
1	55100-94J20-0EP	CASE, GEAR (BLACK)	1	
2	09263-15019	·BEARING (15X21X12)	2	
3	09262-25003	·BEARING (25X52X15)	1	
4	55321-93900	·ZINC, PROTECTION	1	
5	09116-06094	·BOLT (6X15)	1	
6	41811-98500	·ZINC SET, PROTECTION	1	
7	09116-06094	·BOLT (6X15)	1	
8	09117-08047	BOLT (8X30)	4	
9	09248-10008	PLUG	3	
10	09168-10022	GASKET (10X17X1.5)	3	
11	56120-90L00-0EP	HOUSING, PROPELLER SHAFT	1	BLACK
12	08110-60050	·BEARING	1	
13	09280-57002	·O RING (D:3.5,ID:65.2)	1	
14	09289-17006	·OIL SEAL (17X30X6)	2	
15	29116-93J00	BOLT (6X20)	2	
16-1	58100-93703-019	PROPELLER, 3X9-1/4X7 (M701)	1	BLACK
16-2	58100-94J00-019	PROPELLER, 3X9-1/4X9 (M901)	1	BLACK
16-3	58100-93733-019	PROPELLER, 3X9-1/4X10 (M1001)	1	BLACK
16-4	58100-93743-019	PROPELLER, 3X9-1/4X11 (M1101)	1	BLACK
16-5	58100-90L00-019	PROPELLER, 3X9-1/4X8 (M821)	1	BLACK
16-6	58100-90L10-019	PROPELLER, 3X9-1/4X9 (M911)	1	BLACK
16-7	58100-90L20-019	PROPELLER, 3X9-1/4X10 (M1011)	1	BLACK
17	58120-93701	·BUSH, PROPELLER	1	
18	57632-93902	STOPPER, PROPELLER BUSH	1	

FIG.35

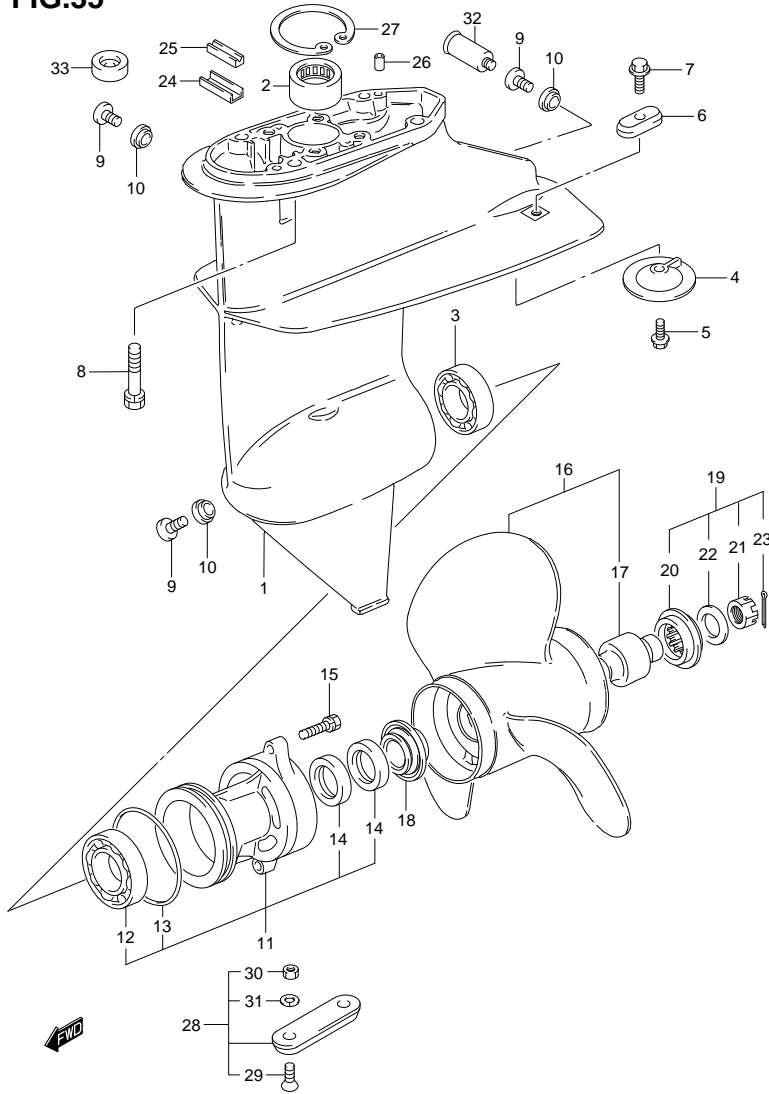


FIG. 35 (1-D-15) GEAR CASE

REF NO.	PART NO.	DESCRIPTION	QTY	REMARKS
19	57630-93900	NUT KIT, PROPELLER	1	OPT
20	57633-93901	SPACER, PROPELLER NUT	1	
21	09141-12005	NUT	1	
22	09160-12066	WASHER (12.5X22X2.5)	1	
23	09204-02004	PIN	1	
24	55331-93901	CORE, EXHAUST SEAL	1	
25	55332-92D00	RUBBER, EXHAUST SEAL	1	
26	09202-06023	PIN	2	
27	08331-4132A	CIRCLIP	1	
28	55300-95500	ZINC ASSY, PROTECTION	1	OPT
29	09126-06006	·SCREW (6X20)	2	OPT
30	29141-93J00	·NUT	2	OPT
31	29162-93J00	·WASHER	2	OPT
32	55181-95200	ATTACHMENT, FLUSH HOSE	1	OPT
33	55321-87J10	ANODE (MAGNESIUM)	1	OPT

FIG.36

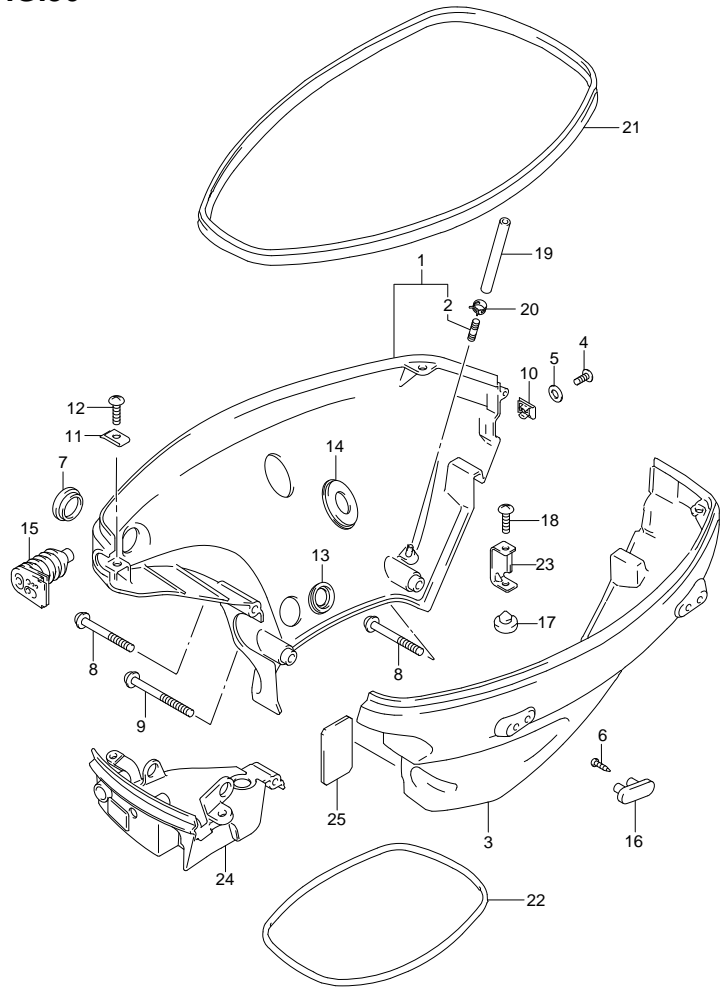


FIG. 36 (1-E-2) SIDE COVER (DF15 P01)

REF. NO.	PART NO.	DESCRIPTION	Q'TY	REMARKS
1	61810-94J00-0EP	COVER ASSY, SIDE STBD (BLACK)	1	
2	61155-94500	·TUBE, WATER INSP	1	
3	61821-94J00-0EP	COVER ASSY, SIDE PORT (BLACK)	1	
4	09125-06067	SCREW (6X16)	1	
5	09160-06082	WASHER (6.5X13X1.0)	1	
6	59139-94J00	SCREW	4	
7	09250-26003	CAP	1	
8	09136-06137	SCREW (6X55)	2	
9	09136-06138	SCREW (6X75)	1	
10	61825-94J00	NUT	1	
11	09148-06017	NUT	2	
12	02142-06167	SCREW	2	
13	61115-93E00	SEAL, SIDE COVER DRAIN	1	
14	61124-93E00	PLUG, SIDE COVER	1	
15	67331-94J00	GROMMET	1	
16	61851-93E10	PROTECTOR, SIDE COVER	2	
17	61151-91J11	CUSHION, SIDE COVER	1	
18	02142-06167	SCREW	1	
19	15211-91J00-180	HOSE	1	
20	09401-08413	CLIP	2	
21	61112-93930	RUBBER, SIDE COVER	1	
22	61134-93E00	SEAL, SIDE COVER	1	
23	61827-94J00	HOLDER, SIDE COVER	1	
24	61831-94J30-0EP	PANEL, INSTRUMENT (BLACK)	1	
25	61814-94JL0	PROTECTOR, SIDE COVER	2	



FIG.37

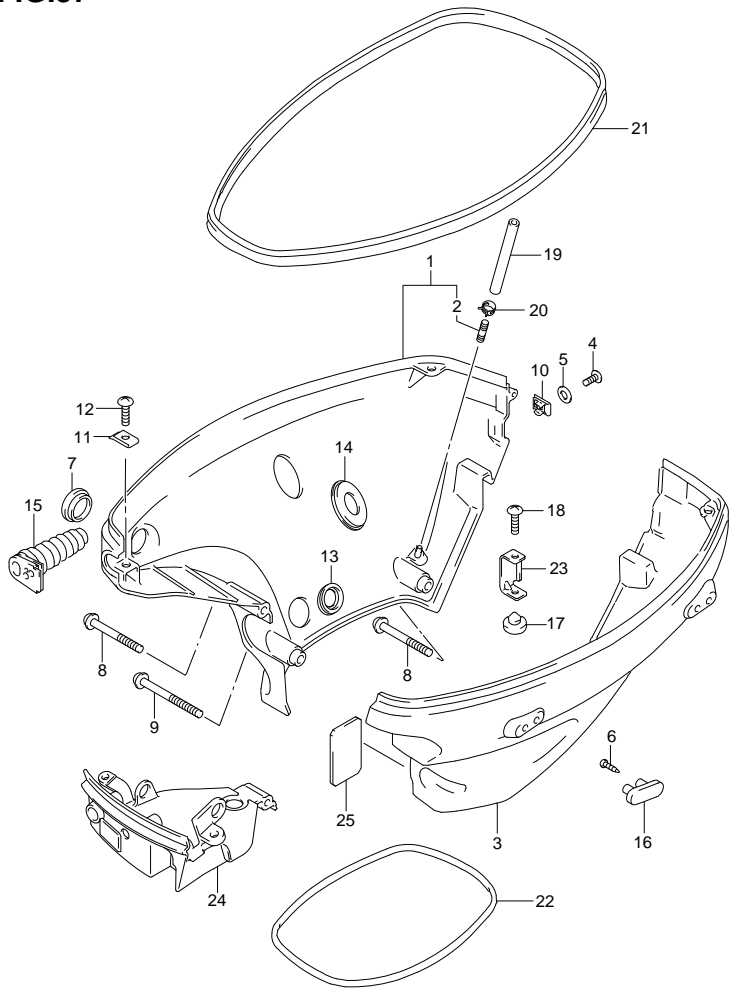


FIG. 37 (1-E-3) SIDE COVER (DF15R P01)

REF NO.	PART NO.	DESCRIPTION	Q'TY	REMARKS
1	61810-94J00-0EP	COVER ASSY, SIDE STBD (BLACK)	1	
2	61155-94500	·TUBE, WATER INSP	1	
3	61821-94J00-0EP	COVER ASSY, SIDE PORT (BLACK)	1	
4	09125-06067	SCREW (6X16)	1	
5	09160-06082	WASHER (6.5X13X1.0)	1	
6	59139-94J00	SCREW	4	
7	09250-26003	CAP	1	
8	09136-06137	SCREW (6X55)	2	
9	09136-06138	SCREW (6X75)	1	
10	61825-94J00	NUT	1	
11	09148-06017	NUT	2	
12	02142-06167	SCREW	2	
13	61115-93E00	SEAL, SIDE COVER DRAIN	1	
14	61124-93E00	PLUG, SIDE COVER	1	
15	67331-94J10	GROMMET	1	
16	61851-93E10	PROTECTOR, SIDE COVER	2	
17	61151-91J11	CUSHION, SIDE COVER	1	
18	02142-06167	SCREW	1	
19	15211-91J00-180	HOSE	1	
20	09401-08413	CLIP	2	
21	61112-93930	RUBBER, SIDE COVER	1	
22	61134-93E00	SEAL, SIDE COVER	1	
23	61827-94J00	HOLDER, SIDE COVER	1	
24	61831-94J30-0EP	PANEL, INSTRUMENT (BLACK)	1	
25	61814-94JL0	PROTECTOR, SIDE COVER	2	

FIG.38

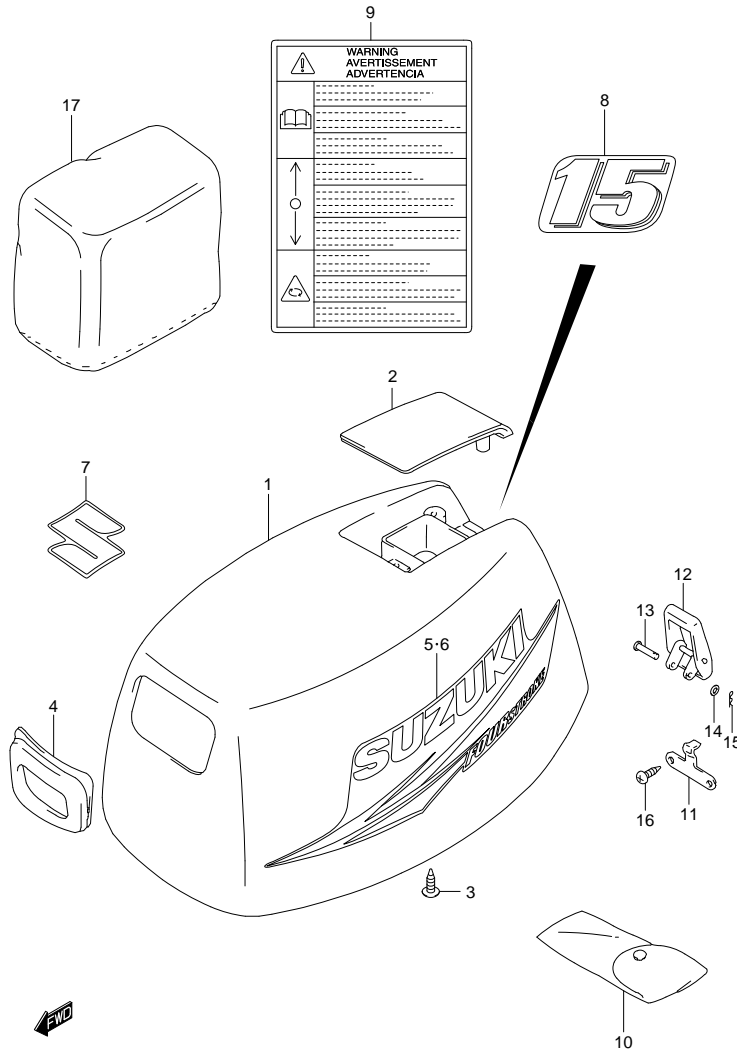


FIG.38 (1-E-4) ENGINE COVER

REF NO.	PART NO.	DESCRIPTION	Q'TY	REMARKS
1	61400-94J00-0EP	COVER SET, ENGINE (BLACK)	1	
2	61431-94J00-0EP	·HANDLE, TILT UP (BLACK)	1	
3	03542-06169	·SCREW	3	
4	61622-93E02	·SEAL, RECOIL STARTER	1	
5	61443-91J40	STRIPE, ENGINE COVER STBD	1	
6	61453-91J40	STRIPE, ENGINE COVER PORT	1	
7	68111-99J00	EMBLEM, "S"	1	
8	61435-94J30	MARK, EMBLEM REAR (15)	1	
9	61458-91J20	LABEL, ENGINE COVER	1	
10	59800-99J01	TOOL ASSY	1	
11	61412-93E00	HOOK, INST PANEL	1	
12	61610-93901	FASTENER	1	
13	61616-93E00	PIN, LEVER	1	
14	09161-04012	WASHER (4.2X11X1)	1	
15	09385-04003	CLIP	1	
16	61643-94J00	SCREW	2	
17	68110-96110	COVER, WEATHER	1	OPT
18	99011-94J20-055	MANUAL, OWNER'S	1	NOT ILLUSTRATED

FIG.39

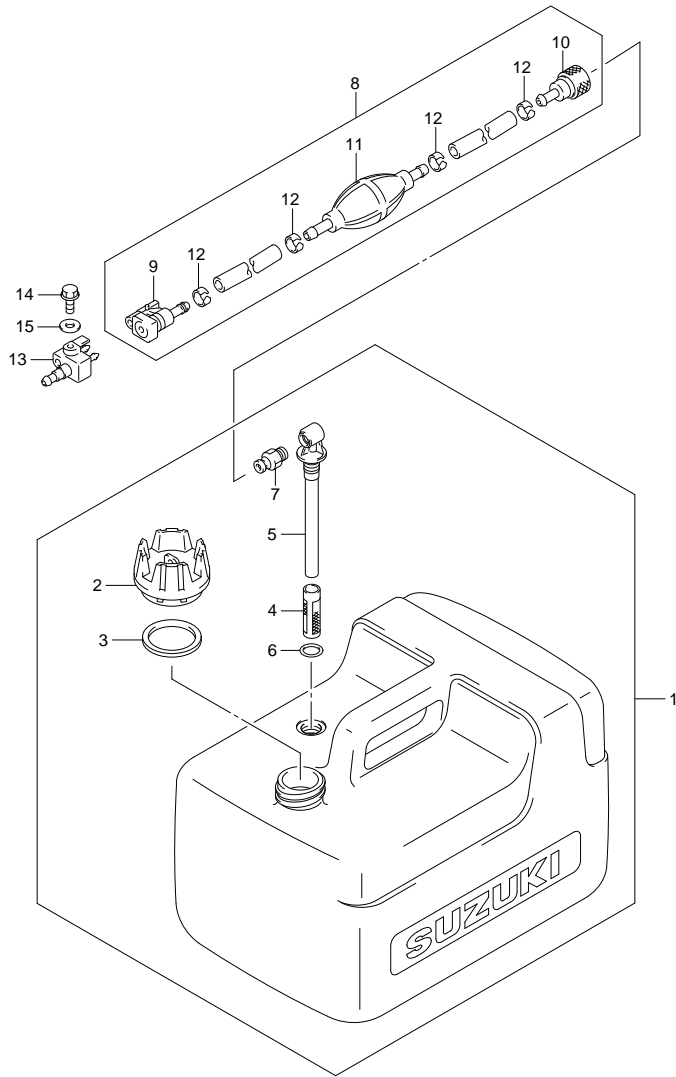


FIG.39 (1-E-5) FUEL TANK (RESIN)

REF NO.	PART NO.	DESCRIPTION	Q'TY	REMARKS
1	65000-99100	TANK ASSY, FUEL (12L)	1	
2	65520-99100	·CAP ASSY, FUEL TANK	1	
3	65561-95D00	·GASKET, TANK CAP	1	
4	65831-95D00	·FILTER, OUTLET	1	
5	65890-99100	·OUTLET	1	
6	65892-95D00	·O RING	1	
7	65740-99100	·PLUG, FUEL CONNECTOR	1	
8	65700-91J13	HOSE, FUEL (TANK TO CONN)	1	
9	65750-87J11	·SOCKET, FUEL HOSE	1	
10	65750-98505	·SOCKET, FUEL HOSE	1	
11	65770-93904	·PUMP, SQUEEZE	1	
12	65781-98500	·CLIP	4	
13	65720-986B0	PLUG, FUEL CONNECTOR	1	
14	09103-06237	BOLT (6X12.5)	1	
15	09160-06085	WASHER (6.5X15X1)	1	

FIG.40

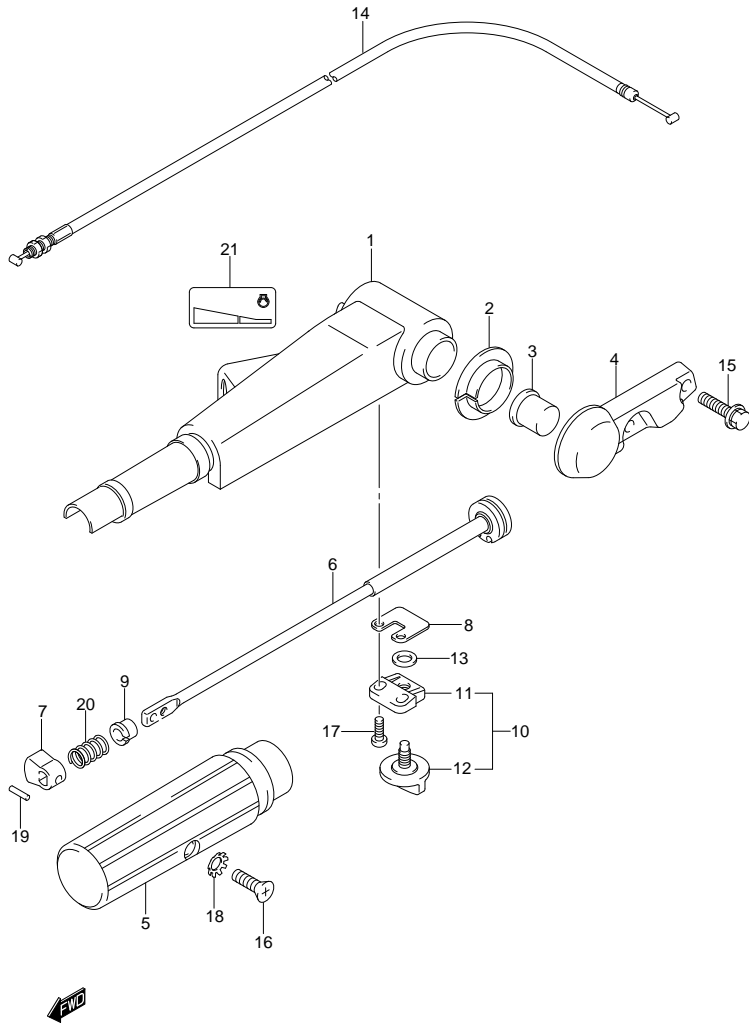


FIG. 40 (1-E-6) TILLER HANDLE (DF15 P01)

REF NO.	PART NO.	DESCRIPTION	Q'TY	REMARKS
1	63111-94J21-0EP	HANDLE, TILLER (BLACK)	1	
2	63115-94J00	BUSH, TILLER HANDLE	2	
3	63116-94J00	RUBBER, FRICTION	1	
4	63121-94J20-0EP	COVER, TILLER HANDLE (BLACK)	1	
5	63210-93E30	GRIP, HANDLE	1	
6	63220-94J00	ROD, HANDLE	1	
7	63223-89J00	STOPPER, HANDLE ROD	1	
8	63225-94J00	PLATE, HANDLE ROD ADJUSTER	1	
9	63225-93200	BUSH, HANDLE ROD	1	
10	63240-94J00	ADJUSTER SET, HANDLE	1	
11	63241-98601	SUPPORT, ROD	1	
12	63244-94J00	KNOB, ADJUSTER	1	
13	09148-06008	NUT	1	
14	63610-94J00	CABLE ASSY, THROTTLE	2	
15	09116-08122	BOLT (8X30)	2	
16	09126-06015	SCREW (6X23)	1	
17	09136-05041	SCREW (5X20)	2	
18	09163-06001	LOCK WASHER	1	
19	09205-03038	SPRING	1	
20	09440-12027	SPRING	1	
21	69714-94J00	MARK, ENGINE START	1	

FIG.41

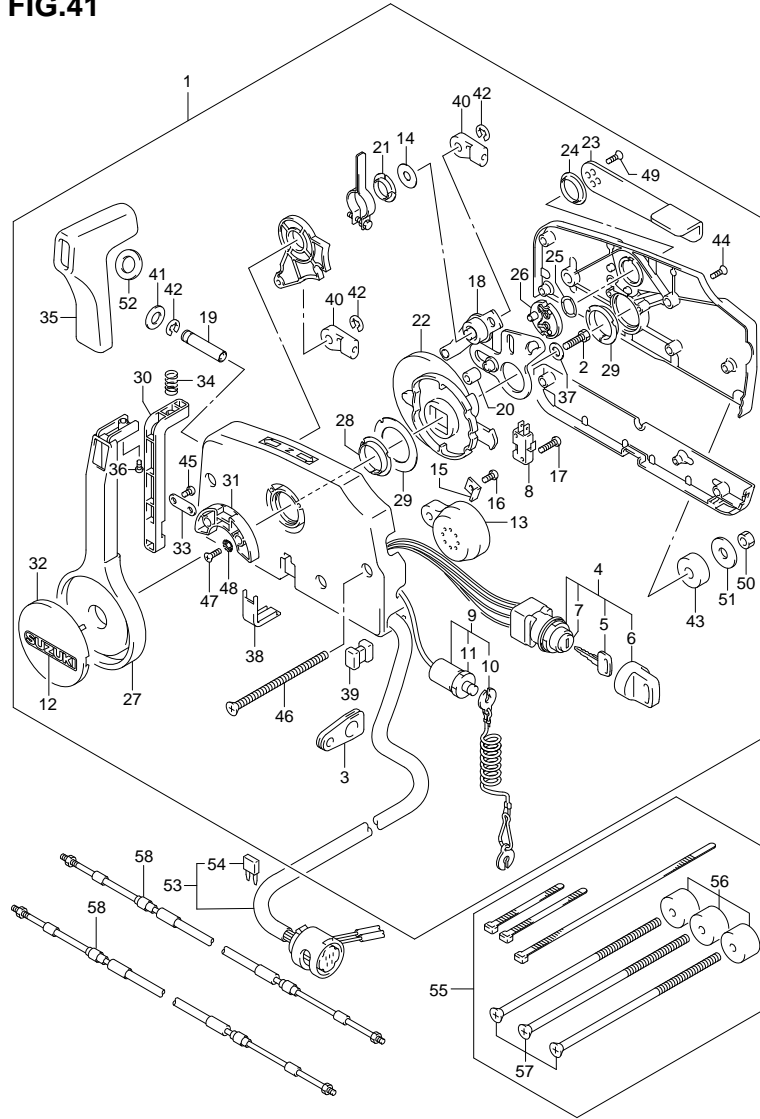
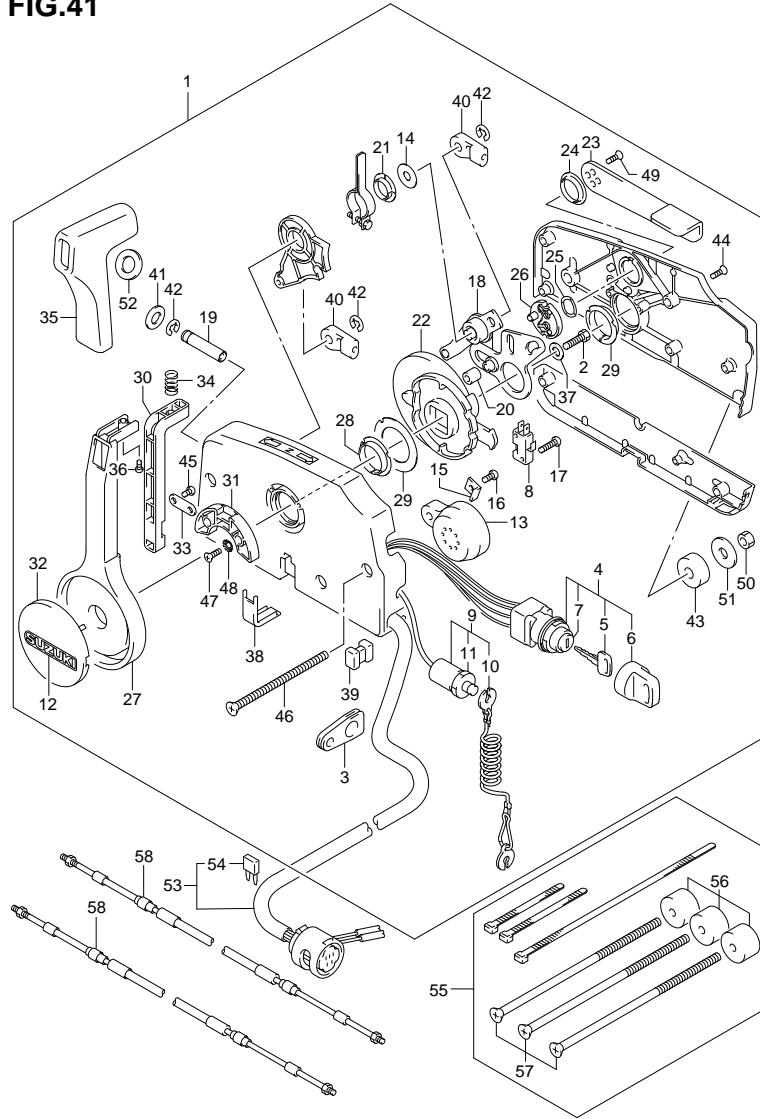


FIG. 41 (1-E-7) REMOTE CONTROL (DF15R P01)

REF NO.	PART NO.	DESCRIPTION	Q'TY	REMARKS
1	67200-94J13	REMOTE CONTROL ASSY	1	
2	09100-08232	·BOLT (8X30)	1	
3	36628-92E00	·GROMMET, WIRE HARNESS	1	
4	37110-94J01	·SWITCH ASSY, IGNITION	1	
5-1	37141-99E00	··KEY (931)	2	
5-2	37141-99E10	··KEY (932)	2	
5-3	37141-99E20	··KEY (933)	2	
5-4	37141-99E30	··KEY (934)	2	
5-5	37141-99E40	··KEY (935)	2	
5-6	37141-99E50	··KEY (936)	2	
5-7	37141-99E60	··KEY (937)	2	
5-8	37141-99E70	··KEY (938)	2	
5-9	37141-99E80	··KEY (939)	2	
5-10	37141-99E90	··KEY (940)	2	
5-11	37141-99EA0	··KEY (941)	2	
5-12	37141-99EB0	··KEY (942)	2	
6	37143-99E00	··CAP, KEY	2	
7	37149-93J00	··CAP, CYLINDER BODY	1	
8	37721-93J90	·SWITCH, NEUTRAL	1	
9	37820-93J03	·SWITCH ASSY, EMERGENCY	1	
10	37823-92E01	··PLATE	1	
11	37826-92E00	··NUT	1	
12	68165-16B00-13L	·EMBLEM, "SUZUKI" (SILVER)	1	
13	38500-93J00	·BUZZER	1	
14	67212-95600	·WASHER	1	
15	67213-92E00	·BRACKET, BUZZER	1	
16	09125-05042	·SCREW (5X10)	1	
17	67296-92E10	·SCREW, NEUTRAL SW	2	
18	67220-95630	·PLATE ASSY	1	
19	67223-99E10	·KNOB, BRAKE ADJ	1	
20	67229-95600	·ROLLER	1	
21	67232-95600	·BUSH	1	
22	67238-87D00	·GEAR, DRIVE	1	

FIG.41



DF15 P01 012_041
REMOTE CONTROL

FIG.41 (1-E-8) REMOTE CONTROL (DF15R P01)

REF NO.	PART NO.	DESCRIPTION	Q' TY	REMARKS
23	67241-99E10	·LEVER, FREE THROTTLE	1	
24	67243-95600	·BUSH	1	
25	67244-95600	·WASHER, WAVE	1	
26	67245-95600	·DRUM, FREE THROTTLE	1	
27	67251-99E10	·LEVER, HANDLE	1	
28	67252-95600	·BUSH	2	
29	67253-95600	·WASHER	1	
30	67255-99E00	·ARM, LOCK	1	
31	67256-95600	·HOLDER, NEUT LOCK	1	
32	67257-99E00	·CAP, LEVER	1	
33	67258-99E00	·BRACKET, LOCK ARM	1	
34	67259-87D00	·SPRING, NEUTRAL ARM	1	
35	67261-99E00	·GRIP	1	
36	67296-94310	·SCREW	1	
37	67264-95600	·WASHER	1	
38	67267-95610	·COVER, WIRE	1	
39	67273-95600	·SPACER	1	
40	67275-95600	·END, CABLE	2	
41	67288-92E00	·WASHER, BRAKE ADJ KNOB	1	
42	67292-94300	·E RING	3	
43	67294-95600	·SPACER	3	
44	67296-90J00	·SCREW	5	
45	67296-94300	·SCREW	2	
46	67296-95600	·SCREW	3	
47	67296-95610	·SCREW	2	
48	67297-95600	·WASHER	2	
49	09126-05003	·SCREW (5X12)	2	
50	09140-06020	·NUT	3	
51	09160-06104	·WASHER (6.5X24X2)	3	
52	37859-90J00	·SPACER	1	

DF15 P01 012

FIG.41

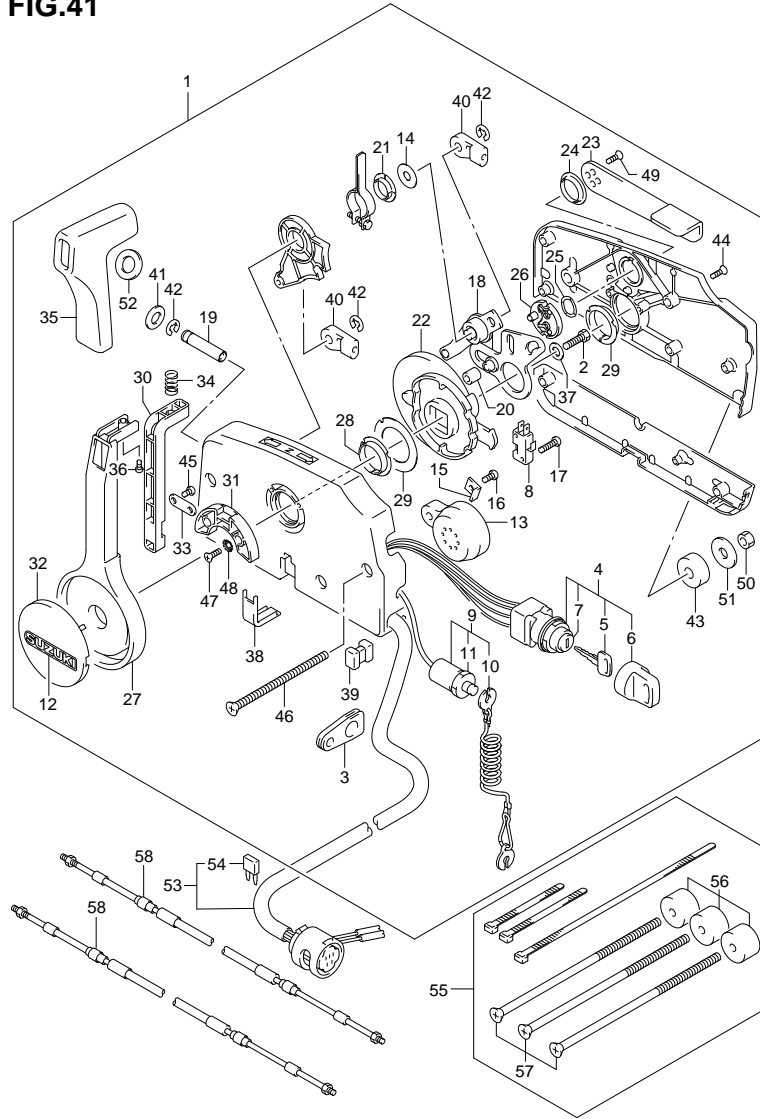


FIG.41 (1-E-9) REMOTE CONTROL (DF15R P01)

REF NO.	PART NO.	DESCRIPTION	Q'TY	REMARKS
53	36620-94J01	WIRE ASSY, REMOTE CONTROL	1	
54	09481-10501	·FUSE (10A)	1	
55	67140-95600	ATTACHMENT, TWIN REMOCON KIT	1	OPT
56	67294-95600	·SPACER	3	OPT
57	67296-95620	·SCREW (L:165)	3	OPT
58-1	67320-93J00	CABLE, REMOCON 8F (2.4M)	2	OPT
58-2	67320-93J10	CABLE, REMOCON 10F (3.1M)	2	OPT
58-3	67320-93J20	CABLE, REMOCON 12F (3.7M)	2	OPT
58-4	67320-93J30	CABLE, REMOCON 14F (4.3M)	2	OPT
58-5	67320-93J40	CABLE, REMOCON 16F (4.9M)	2	OPT
58-6	67320-93J50	CABLE, REMOCON 18F (5.5M)	2	OPT
58-7	67320-93J60	CABLE, REMOCON 20F (6.1M)	2	OPT
58-8	67320-93J70	CABLE, REMOCON 22F (6.7M)	2	OPT
58-9	67320-93J80	CABLE, REMOCON 24F (7.3M)	2	OPT

FIG.42

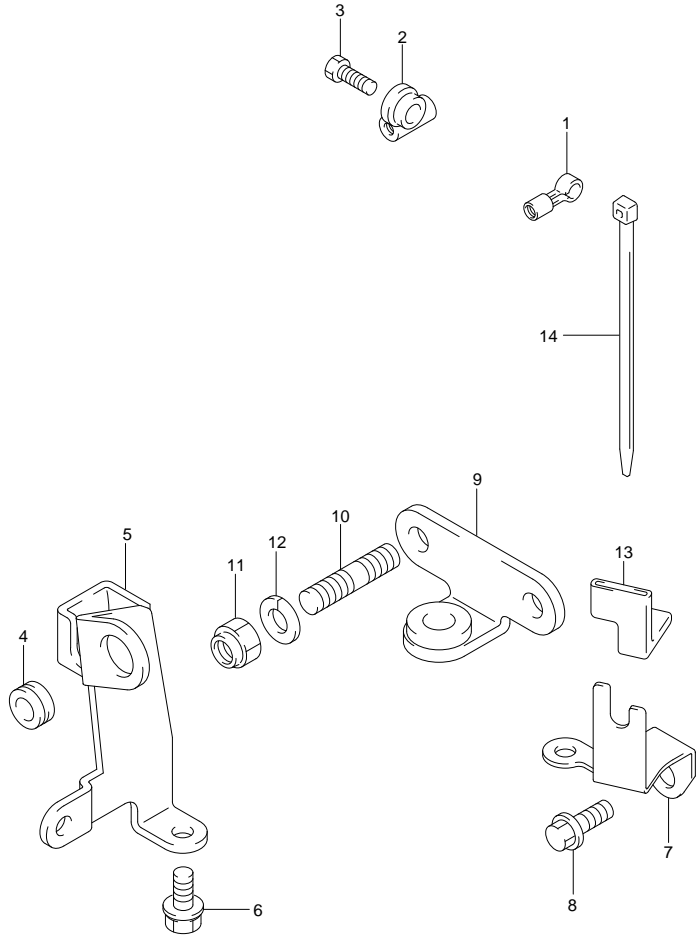


FIG. 42 (1-E-10) REMOCON CABLE HOLDER (DF15R P01)

REF NO.	PART NO.	DESCRIPTION	Q'TY	REMARKS
1	67466-95200	CONNECTOR, REMOCON CABLE	1	THROTTLE
2	67467-93E01	CONNECTOR, REMOCON CABLE	1	CLUTCH
3	09111-06064	BOLT (6X17)	1	
4	09308-08013	GROMMET	1	
5	67340-94J01	HOLDER, REMOCON CABLE	1	CLUTCH
6	09116-06094	BOLT (6X15)	2	CLUTCH
7	67351-94J00	HOLDER, REMOCON CABLE	1	THROTTLE
8	01550-06167	BOLT	1	THROTTLE
9	43755-94J01	ATTACHMENT, STRG BRACKET	1	
10	09108-08130	STUD BOLT	2	
11	09159-08059	NUT	2	
12	29162-93J10	WASHER	2	
13	67356-94J00	CUSHION, CABLE HOLDER	1	
14	09407-14407	CLAMP (L:145)	1	

FIG.43

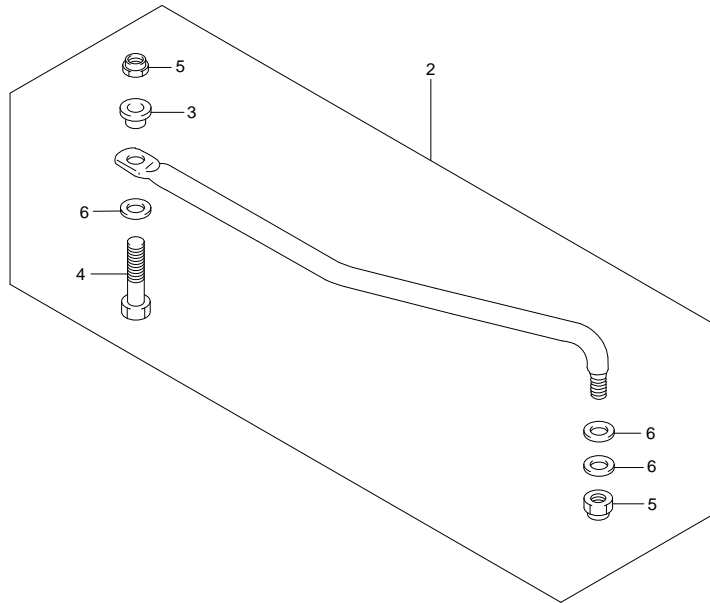


FIG. 43 (1-E-11) DRAG LINK (DF15R P01)

REF NO.	PART NO.	DESCRIPTION	QTY	REMARKS
1	41161-94400	SEAL, STEERING CABLE	1	
2	67701-93E12	LINK ASSY, DRAG	1	
3	67721-93E10	·SPACER	1	
4	67725-99E10	·BOLT	1	
5	67726-99E00	·NUT	2	
6	67728-99E00	·WASHER	3	

FIG.44

FIG. 44 (1-E-12) OPT:METER (DF15R P01)

REF NO.	PART NO.	DESCRIPTION	QTY	REMARKS
1-1	34200-93J20	TACHOMETER ASSY	1	BLACK
1-2	34200-93J31	TACHOMETER ASSY	1	WHITE
2	36615-96300	TERMINAL, RESIN	4	
3	09471-12028	BULB (12V,3.4W,T10)	1	

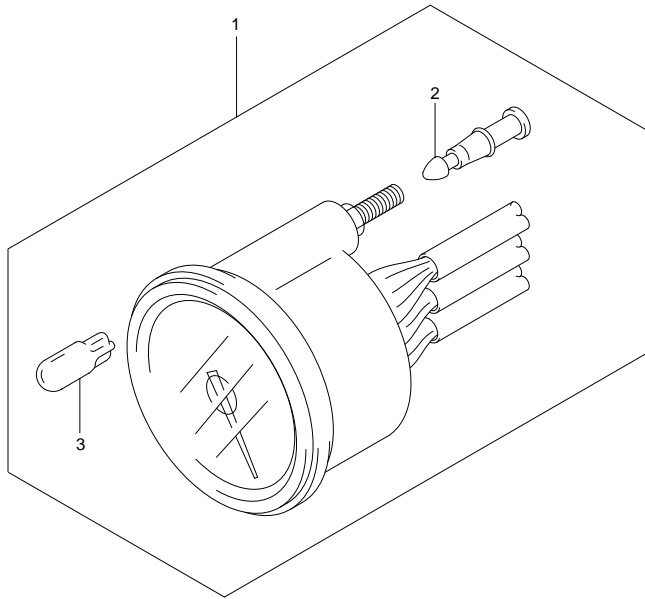


FIG.45

FIG.45 (1-E-13) OPT:ELECTRICAL (ELECTRIC STARTER)

REF NO.	PART NO.	DESCRIPTION	Q'TY	REMARKS
1	36990-87D00	TERMINAL & SLEEVE SET	1	

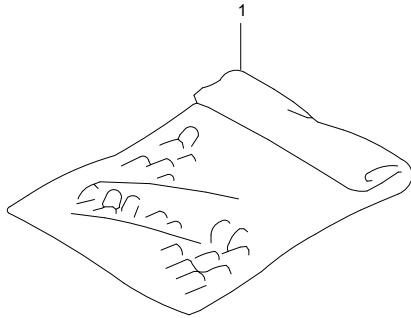


FIG.46

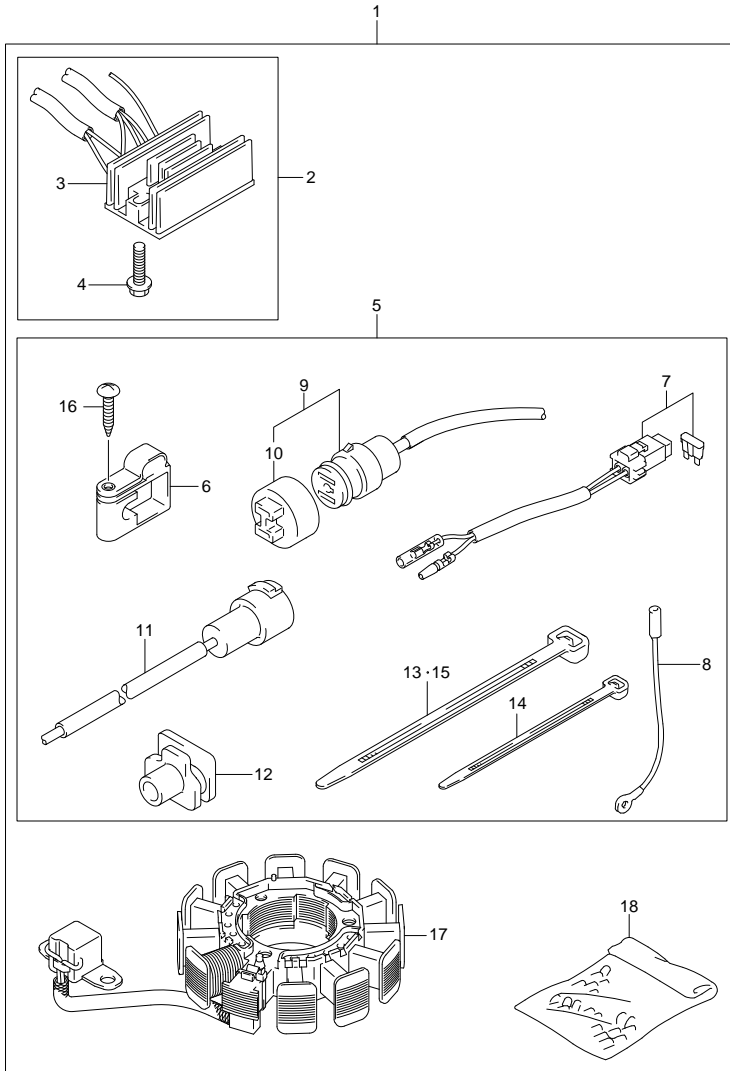


FIG.46 (1-E-14) OPT:ELECTRICAL (MANUAL STARTER) (DF15 P01)

REF. NO.	PART NO.	DESCRIPTION	Q'TY	REMARKS
1	32000-94J01	KIT, BATTERY CHARGING	1	
2	32801-94J01	·RECTIFIER/REGULATOR SET	1	
3	32800-94J11	··RECTIFIER/REGULATOR ASSY	1	
4	01550-06257	··BOLT	2	
5	39600-94J01	·RECEPTACLE SET	1	
6	33816-94J01	··CLAMP	1	
7	36740-94J00	··CASE ASSY, FUSE	1	
8	37801-98300	··LEAD RECEPTACLE GROUND	1	
9	39601-95D00	··RECEPTACLE ASSY, LIGHTING	1	
10	36634-93910	··CAP	1	
11	39602-93900	··PLUG, RECEPTACLE	1	
12	39603-94400	··GROMMET, RECEPTACLE	1	
13	09407-10404	··CLAMP (L:100)	1	LEAD
14	09407-14403	··CLAMP (L:125)	2	HARNESS
15	09407-25402	··CLAMP (L:248)	1	GROMMET
16	03241-0625A	··SCREW	1	
17	32120-94J10	COIL, STATOR & PULSER	1	
18	36990-87D00	TERMINAL & SLEEVE SET	1	

FIG.47

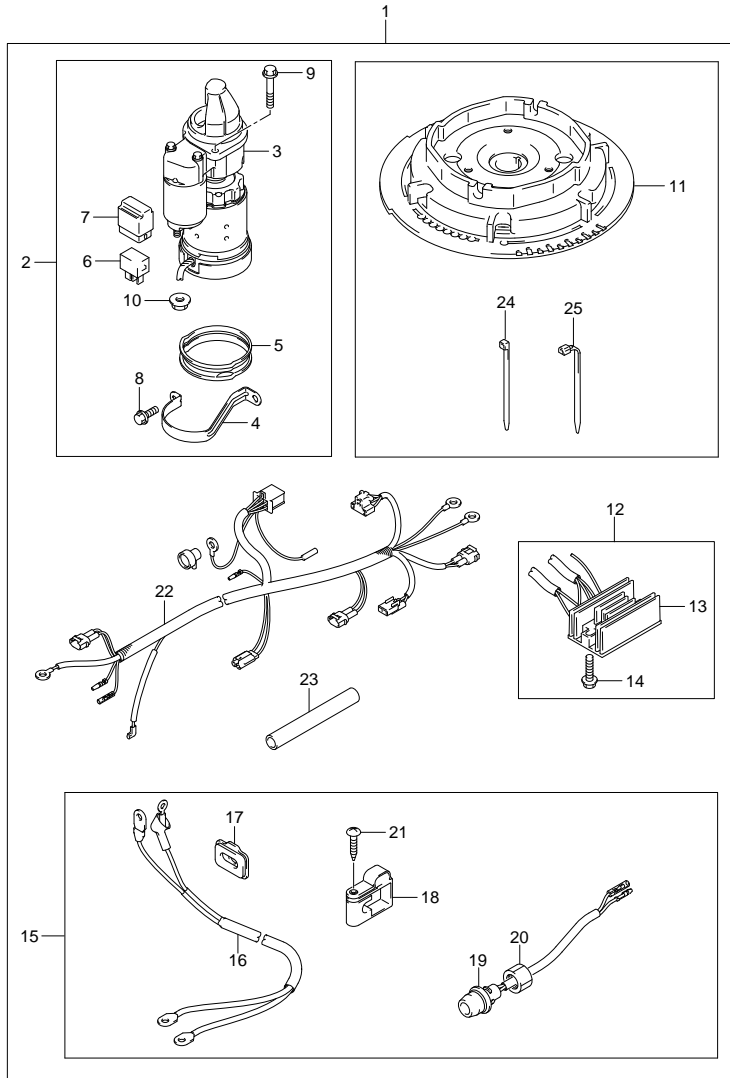
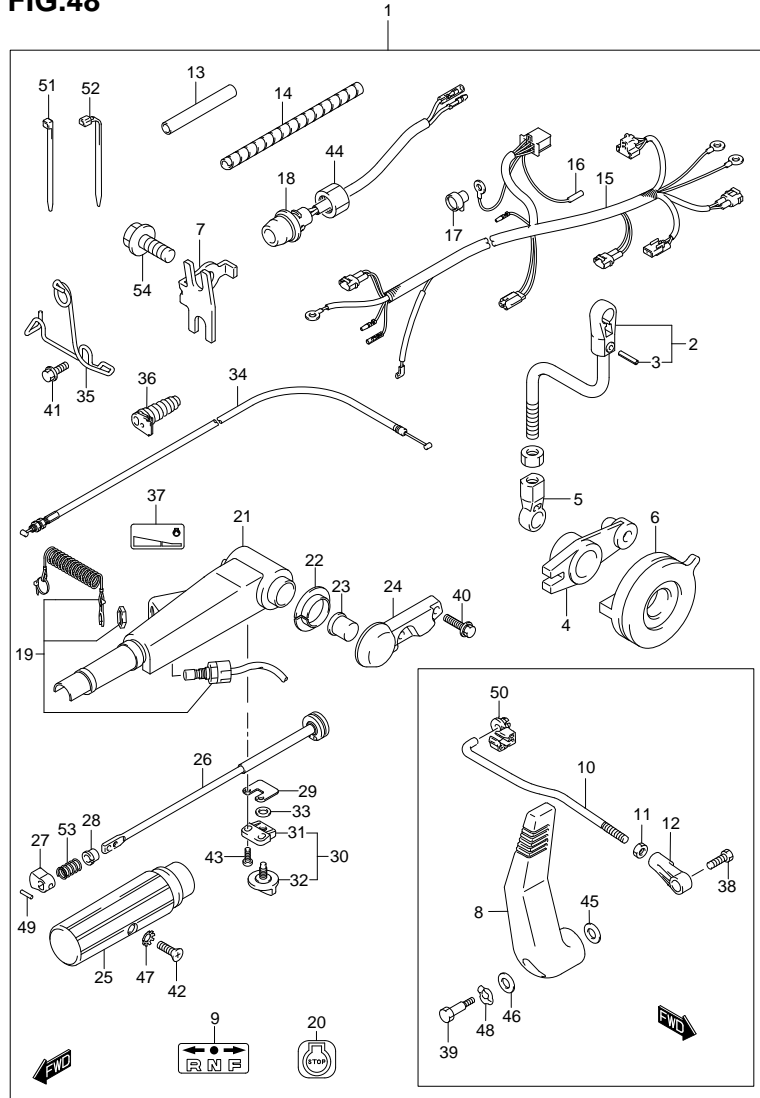


FIG. 47 (1-E-15) OPT:STARTING MOTOR (MANUAL STARTER) (DF15 P01)

REF. NO.	PART NO.	DESCRIPTION	Q'TY	REMARKS
1	31000-94J02	STARTER SET, ELECTRIC	1	
2	31101-94J01	·MOTOR SET, STARTING	1	
3	31100-94J21	··MOTOR ASSY, STARTING	1	
4	31912-94J00	··BAND	1	
5	31918-94J00	··DAMPER	1	
6	38860-76F01	··RELAY ASSY	1	
7	38915-90J00	··HOLDER	1	
8	01550-08207	··BOLT	2	LOWER
9	01550-08257	··BOLT	2	UPPER
10	08316-10087	··NUT	1	
11	32102-94J10	·FLYWHEEL, MAGNETO	1	
12	32801-94J01	·RECTIFIER/REGULATOR SET	1	
13	32800-94J11	··RECTIFIER/REGULATOR ASSY	1	
14	01550-06257	··BOLT	2	
15	33800-94J00	·CABLE SET, STARTING	1	
16	33810-94J00	··CABLE, STARTER	1	
17	33811-94J10	··GROMMET	1	
18	33816-94J01	··CLAMP	1	
19	37161-94J00	··SWITCH ASSY, STARTER	1	
20	09159-14014	··NUT	1	
21	03241-0625A	··SCREW	1	
22	36610-94J10	·HARNESS ASSY, WIRING	1	
23	33833-94JL0	·TUBE, SW LEAD	1	
24	09407-10404	·CLAMP (L:100)	4	
25	09407-11401	·CLAMP (L:95)	1	

FIG.48



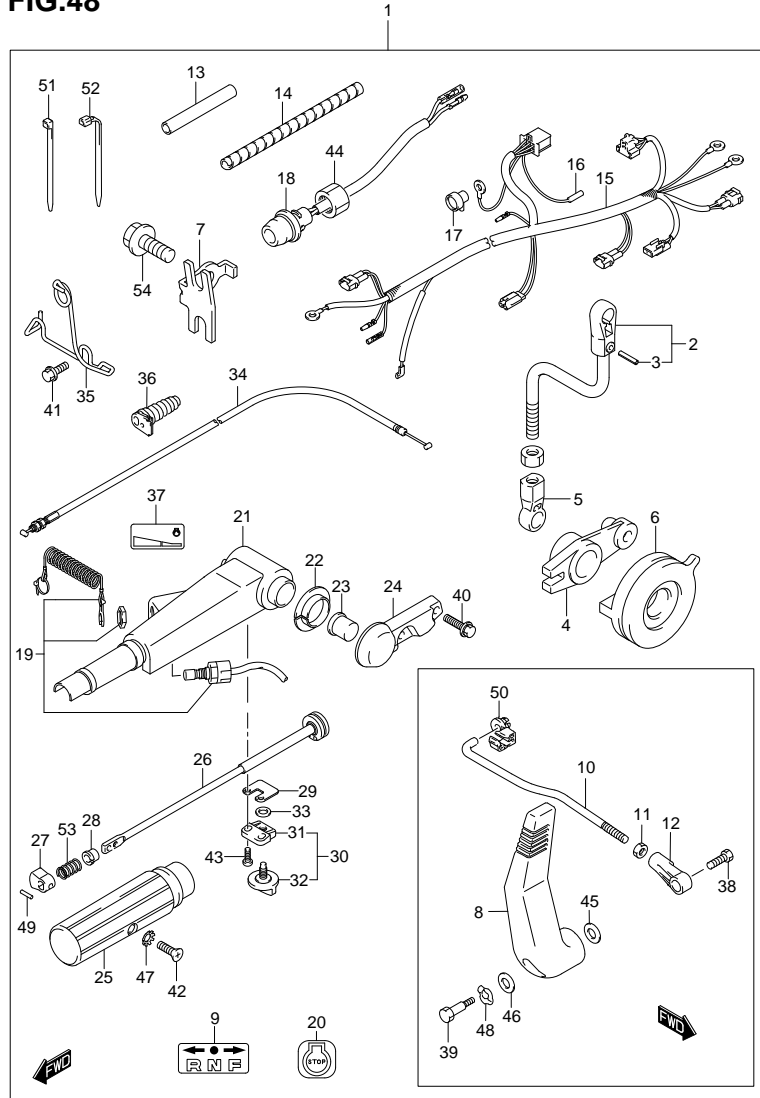
DF15 P01 012_048
OPT:TILLER HANDLE

FIG.48 (1-F-2) OPT:TILLER HANDLE (DF15R P01)

REF NO.	PART NO.	DESCRIPTION	Q'TY	REMARKS
1	63001-94J30-0EP	KIT, HANDLE (BLACK)	1	
2	13510-93E10	·ROD, THROTTLE	1	
3	09205-02006	··SPRING	1	
4	19121-94J00	·LEVER, THROTTLE CONTROL	1	
5	19131-95502	·CONNECTOR, THROTTLE ROD	1	
6	19148-94J00	·DRUM, THROTTLE	1	
7	19184-94J00	·BRACKET, THROTTLE CABLE	1	
8	21110-93E03	·LEVER, CLUTCH	1	
9	21131-94J00	·MARK, CLUTCH	1	
10	23115-93E10	·LINK, CLUTCH LEVER	1	
11	29141-93J00	·NUT, CLUTCH LINK	1	
12	23312-94JL0	·CONNECTOR, CLUTCH LINK	1	
13	33833-94JL0	·TUBE, SW LEAD	1	
14	33833-91J00	·TUBE, THROTTLE CABLE	1	
15	36610-94J10	·HARNES ASSY, WIRING	1	
16	36615-96300	··TERMINAL, RESIN	1	
17	36618-43410	··CAP, OIL PRESSURE SWITCH	1	
18	37161-94J00	·SWITCH, START	1	
19	37830-94J10	·SWITCH, EMERGENCY & STOP	1	
20	37835-95D00	·LABEL, STOP	1	
21	63111-94J21-0EP	·HANDLE, TILLER (BLACK)	1	
22	63115-94J00	·BUSH	2	
23	63116-94J00	·RUBBER	1	
24	63121-94J20-0EP	·COVER, TILLER HANDLE (BLACK)	1	
25	63210-93E30	·GRIP, HANDLE	1	
26	63220-94J00	·ROD, HANDLE	1	
27	63223-89J00	·STOPPER, HANDLE ROD	1	
28	63225-93200	·BUSH, HANDLE ROD	1	

DF15 P01 012

FIG.48



DF15 P01 012_048
OPT:TILLER HANDLE

FIG.48 (1-F-3) OPT:TILLER HANDLE (DF15R P01)

REF NO.	PART NO.	DESCRIPTION	Q'TY	REMARKS
29	63225-94J00	·PLATE, HANDLE ROD ADJUSTER	1	
30	63240-94J00	·ADJUSTER SET, HANDLE ROD	1	
31	63241-98601	··SUPPORT	1	
32	63244-94J00	··KNOB	1	
33	09148-06008	·NUT	1	
34	63610-94J00	·CABLE ASSY, THROTTLE	2	
35	65793-94J01	·HOLDER, FUEL HOSE	1	
36	67331-94J00	·GROMMET, SIDE COVER	1	
37	69714-94J00	·MARK, ENGINE START	1	
38	09111-06064	·BOLT (6X17)	1	
39	09111-06069	·BOLT (6X28.8)	1	
40	09116-08122	·BOLT (8X30)	2	
41	09116-08137	·BOLT (8X22)	2	
42	09126-06015	·SCREW (6X23)	1	
43	09136-05041	·SCREW (5X20)	2	
44	09159-14014	·NUT	1	
45	09160-06082	·WASHER (6.5X13X1.0)	1	
46	09160-08045	·WASHER (8X22X1)	1	
47	09163-06001	·LOCK WASHER	1	
48	09164-08017	·WASHER	1	
49	09205-03038	·SPRING	1	
50	09209-09007	·LINKAGE	1	
51	09407-10404	·CLAMP (L:100)	2	
52	09407-11401	·CLAMP (L:95)	2	
53	09440-12027	·SPRING	1	
54	01550-06167	·BOLT	1	

DF15 P01 012

FIG.49

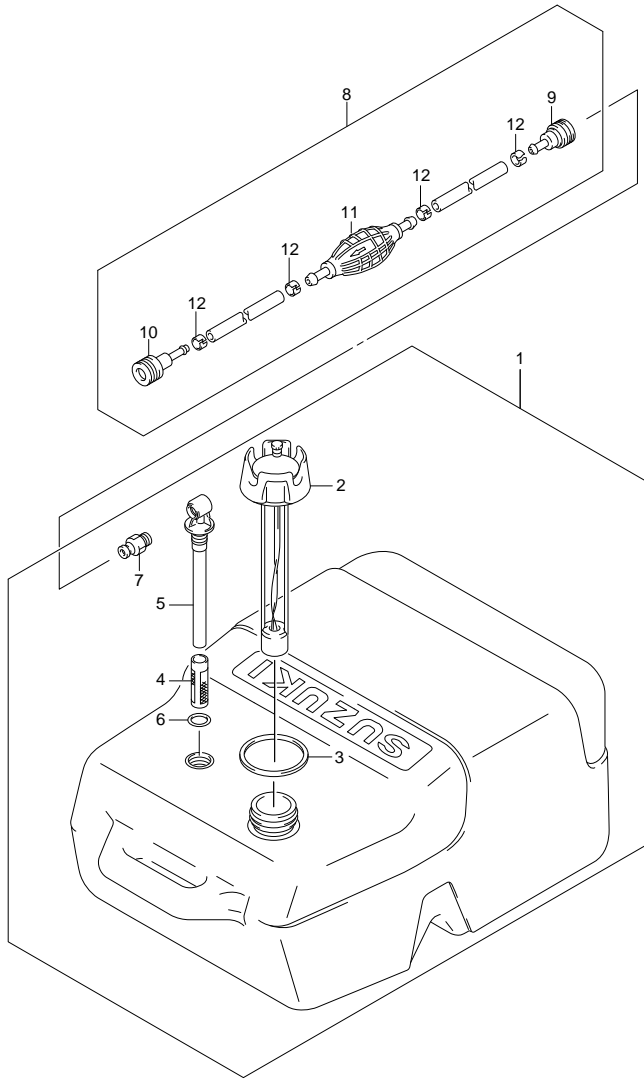


FIG. 49 (1-F-4) OPT:FUEL TANK (RESIN 25L) (DF15 P01)

REF NO.	PART NO.	DESCRIPTION	Q T Y	REMARKS
1	65000-95D01	TANK ASSY, FUEL	1	
2	65520-95D00	·CAP, FUEL TANK	1	
3	65561-95D00	·GASKET, TANK CAP	1	
4	65831-95D00	·FILTER, OUTLET	1	
5	65890-95D00	·OUTLET ASSY	1	
6	65892-95D00	·O RING	1	
7	65740-95D01	·PLUG, FUEL CONNECTOR	1	
8	65700-87D19	HOSE, FUEL (TANK TO CONN)	1	
9	65750-95500	·SOCKET, FUEL HOSE	1	
10	65750-98505	·SOCKET, FUEL HOSE	1	
11	65770-95541	·PUMP, SQUEEZE	1	
12	65781-98500	·CLIP	4	

FIG.50

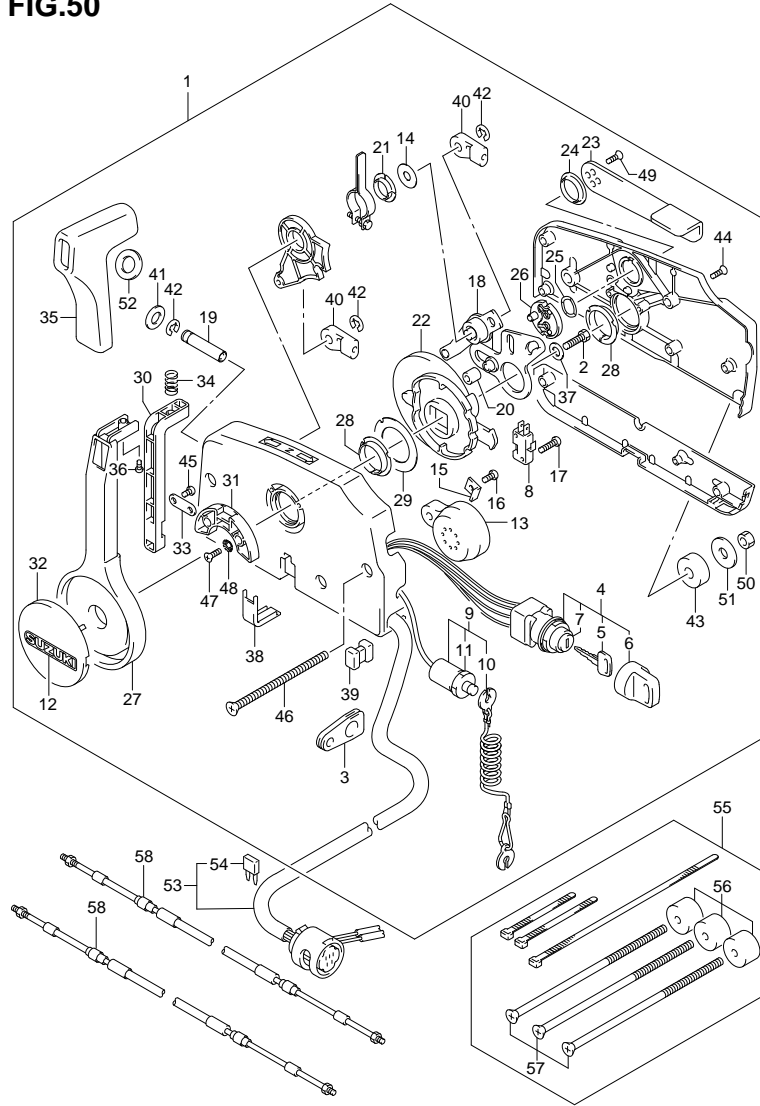


FIG.50 (1-F-5) OPT:REMOTE CONTROL (DF15 P01)

REF NO.	PART NO.	DESCRIPTION	Q'TY	REMARKS
1	67200-94J13	REMOTE CONTROL ASSY	1	
2	09100-08232	·BOLT (8X30)	1	
3	36628-92E00	·GROMMET, WIRE HARNESS	1	
4	37110-94J01	·SWITCH ASSY, IGNITION	1	
5-1	37141-99E00	·KEY (931)	2	
5-2	37141-99E10	·KEY (932)	2	
5-3	37141-99E20	·KEY (933)	2	
5-4	37141-99E30	·KEY (934)	2	
5-5	37141-99E40	·KEY (935)	2	
5-6	37141-99E50	·KEY (936)	2	
5-7	37141-99E60	·KEY (937)	2	
5-8	37141-99E70	·KEY (938)	2	
5-9	37141-99E80	·KEY (939)	2	
5-10	37141-99E90	·KEY (940)	2	
5-11	37141-99EA0	·KEY (941)	2	
5-12	37141-99EB0	·KEY (942)	2	
6	37143-99E00	·CAP, KEY	2	
7	37149-93J00	·CAP, CYLINDER BODY	1	
8	37721-93J90	·SWITCH, NEUTRAL	1	
9	37820-93J03	·SWITCH ASSY, EMERGENCY	1	
10	37823-92E01	·PLATE	1	
11	37826-92E00	·NUT	1	
12	68165-16B00-13L	·EMBLEM, "SUZUKI" (SILVER)	1	
13	38500-93J00	·BUZZER	1	
14	67212-95600	·WASHER	1	
15	67213-92E00	·BRACKET, BUZZER	1	
16	09125-05042	·SCREW (5X10)	1	
17	67296-92E10	·SCREW, NEUTRAL SW	2	
18	67220-95630	·PLATE ASSY	1	
19	67223-99E10	·KNOB, BRAKE ADJ	1	
20	67229-95600	·ROLLER	1	
21	67232-95600	·BUSH	1	
22	67238-87D00	·GEAR, DRIVE	1	

FIG.50

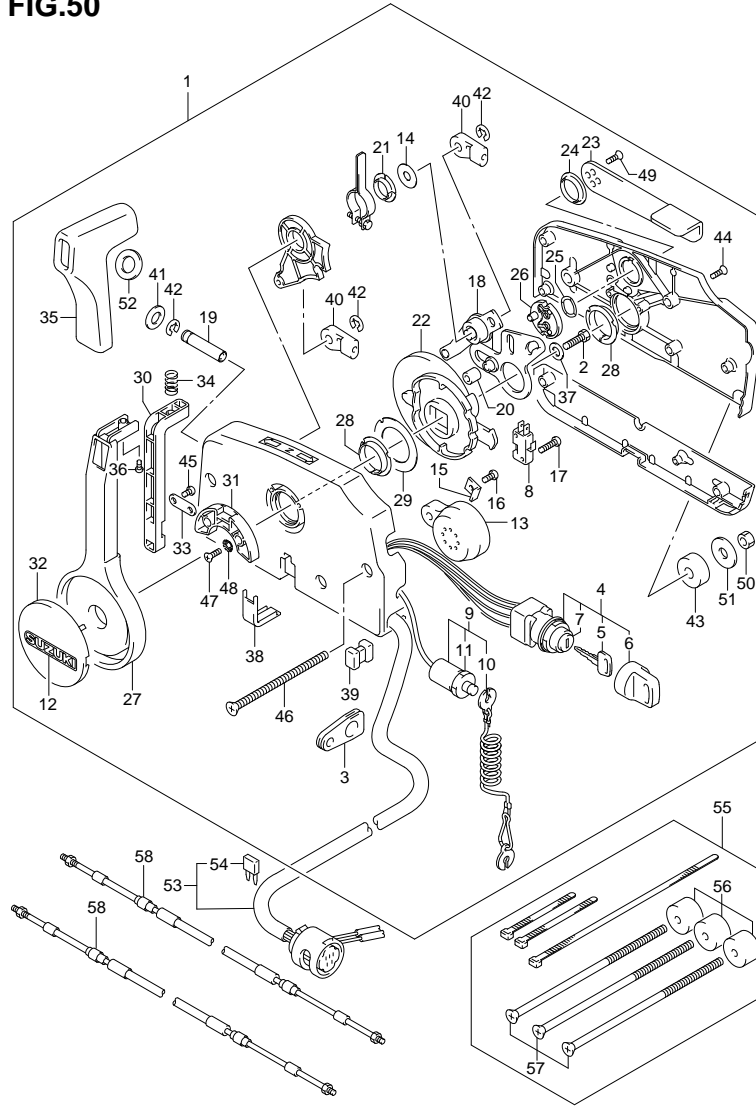


FIG. 50 (1-F-6) OPT:REMOTE CONTROL (DF15 P01)

REF NO.	PART NO.	DESCRIPTION	Q'TY	REMARKS
23	67241-99E10	·LEVER, FREE THROTTLE	1	
24	67243-95600	·BUSH	1	
25	67244-95600	·WASHER, WAVE	1	
26	67245-95600	·DRUM, FREE THROTTLE	1	
27	67251-99E10	·LEVER, HANDLE	1	
28	67252-95600	·BUSH	2	
29	67253-95600	·WASHER	1	
30	67255-99E00	·ARM, LOCK	1	
31	67256-95600	·HOLDER, NEUT LOCK	1	
32	67257-99E00	·CAP, LEVER	1	
33	67258-99E00	·BRACKET, LOCK ARM	1	
34	67259-87D00	·SPRING, NEUTRAL ARM	1	
35	67261-99E00	·GRIP	1	
36	67296-94310	·SCREW	1	
37	67264-95600	·WASHER	1	
38	67267-95610	·COVER, WIRE	1	
39	67273-95600	·SPACER	1	
40	67275-95600	·END, CABLE	2	
41	67288-92E00	·WASHER, BRAKE ADJ KNOB	1	
42	67292-94300	·E RING	3	
43	67294-95600	·SPACER	3	
44	67296-90J00	·SCREW	5	
45	67296-94300	·SCREW	2	
46	67296-95600	·SCREW	3	
47	67296-95610	·SCREW	2	
48	67297-95600	·WASHER	2	
49	09126-05003	·SCREW (5X12)	2	
50	09140-06020	·NUT	3	
51	09160-06104	·WASHER (6.5X24X2)	3	
52	37859-90J00	·SPACER	1	

FIG.50

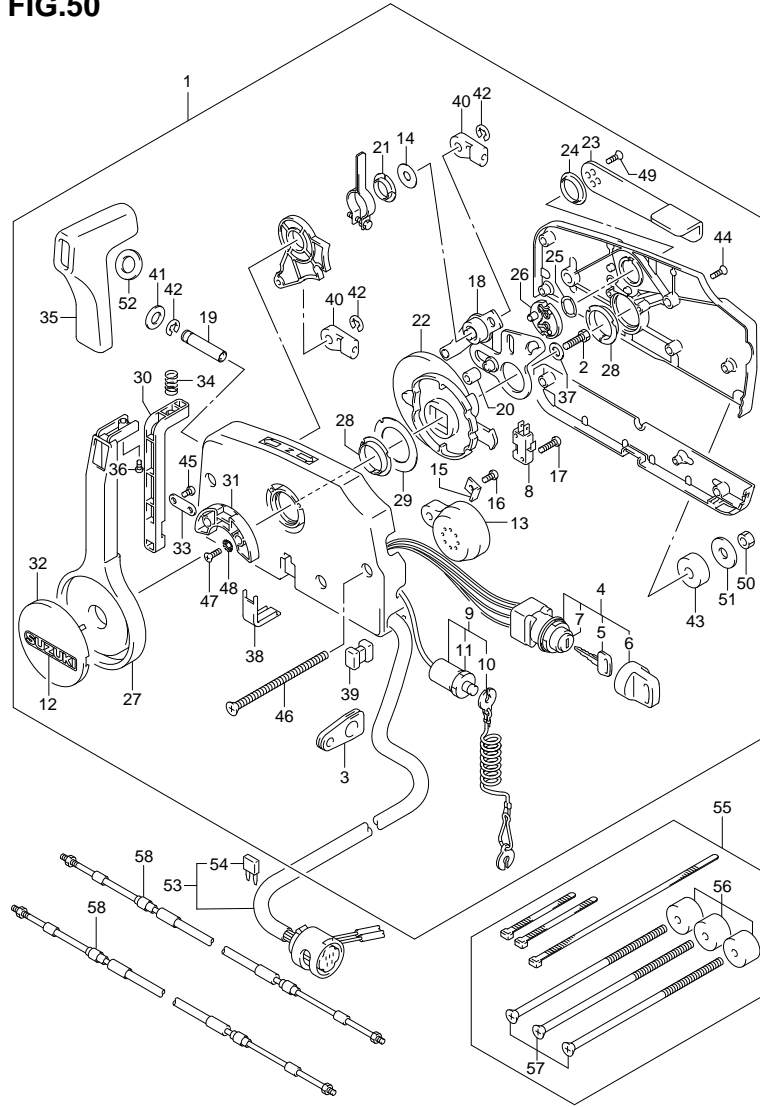


FIG. 50 (1-F-7) OPT:REMOTE CONTROL (DF15 P01)

REF NO.	PART NO.	DESCRIPTION	Q'TY	REMARKS
53	36620-94J01	WIRE ASSY, REMOTE CONTROL	1	W/ELECTRIC STARTER
54	09481-10501	·FUSE (10A)	1	W/ELECTRIC STARTER
55	67140-95600	ATTACHMENT, TWIN REMOCON KIT	1	
56	67294-95600	·SPACER	3	
57	67296-95620	·SCREW (L:165)	3	
58-1	67320-93J00	CABLE, REMOCON 8F (2.4M)	2	
58-2	67320-93J10	CABLE, REMOCON 10F (3.1M)	2	
58-3	67320-93J20	CABLE, REMOCON 12F (3.7M)	2	
58-4	67320-93J30	CABLE, REMOCON 14F (4.3M)	2	
58-5	67320-93J40	CABLE, REMOCON 16F (4.9M)	2	
58-6	67320-93J50	CABLE, REMOCON 18F (5.5M)	2	
58-7	67320-93J60	CABLE, REMOCON 20F (6.1M)	2	
58-8	67320-93J70	CABLE, REMOCON 22F (6.7M)	2	
58-9	67320-93J80	CABLE, REMOCON 24F (7.3M)	2	

FIG.51

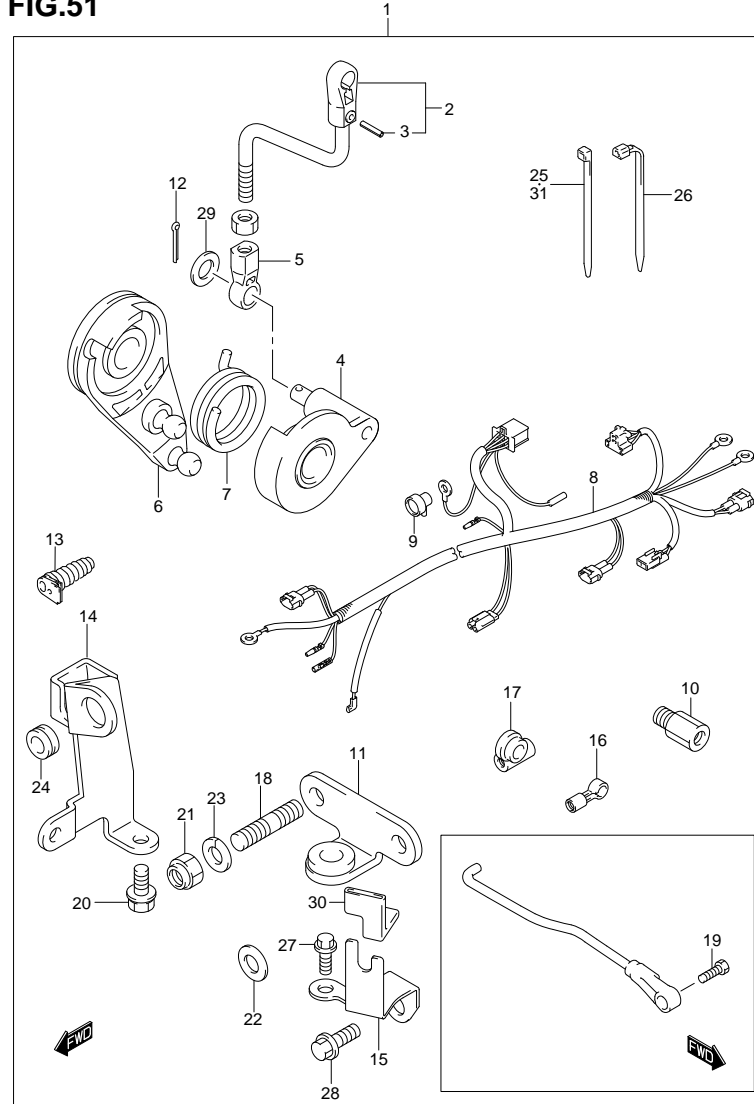


FIG. 51 (1-F-8) OPT:REMOTE CONTROL PARTS (DF15_P01)

REF. NO.	PART NO.	DESCRIPTION	Q'TY	REMARKS
1	67130-94J11	PARTS SET, REMOTE CONTROL	1	
2	13510-93E01	·ROD, THROTTLE	1	
3	09205-02006	··SPRING	1	
4	19121-94J10	·LEVER, THROTTLE CONTROL	1	
5	19131-94J00	·CONNECTOR, THROTTLE ROD	1	
6	19148-93E10	·DRUM, THROTTLE	1	
7	19185-93E00	·SPRING, THROTTLE LEVER	1	
8	36610-94J20	·HARNES ASSY, WIRING	1	
9	36618-43410	··CAP, OIL PRESSURE SWITCH	1	
10	41141-89E00	·ATTACHMENT, STRG CABLE	1	
11	43755-94J01	·ATTACHMENT, STRG BRACKET	1	
12	09204-01002	·PIN	1	
13	67331-94J10	·GROMMET, SIDE COVER	1	
14	67340-94J01	·HOLDER, REMOCON CABLE (CL)	1	
15	67351-94J00	·HOLDER, REMOCON CABLE (TH)	1	
16	67466-95200	·CONNECTOR, REMOCON CABLE (TH)	1	
17	67467-93E01	·CONNECTOR, REMOCON CABLE (CL)	1	
18	09108-08130	·STUD BOLT	2	
19	09111-06064	·BOLT (6X17)	1	
20	09116-06094	·BOLT (6X15)	1	
21	09159-08059	·NUT	2	
22	09160-08059	·WASHER (8.5X18X1.6)	1	
23	29162-93J10	·WASHER, STRG BRKT ATTACHMENT (8.5X15.4X2)	2	
24	09308-08013	·GROMMET	1	
25	09407-10404	·CLAMP (L:100)	2	
26	09407-11401	·CLAMP (L:95)	2	
27	01550-06167	·BOLT	1	
28	01550-08167	·BOLT	1	
29	08322-01067	·WASHER	1	
30	67356-94J00	·CUSHION, CABLE HOLDER	1	
31	09407-14407	·CLAMP (L:145)	1	

FIG.52

FIG.52 (1-F-9) OPT:REMOTE CONTROL ASSY SINGLE (1)

REF NO.	PART NO.	DESCRIPTION	Q'TY	REMARKS
1	67200-93J13	REMOTE CONTROL ASSY	1	PUSH
2	67261-93J00	·GRIP, NO.1	1	
3	67263-93J00	·GRIP, NO.2	1	
4	37850-93J10	·SWITCH ASSY, PTT	1	
5	67295-92E10	·SCREW	2	
6	67296-88D10	·SCREW	1	
7	67288-92E20	·WASHER	3	
8	67295-92E00	·SCREW	2	
9	67296-92E70	·SCREW	1	
10	67288-92E40	·WASHER	1	
11	67257-92E00	·CAP, LEVER	1	
12	67251-93J00	·LEVER, HANDLE	1	
13	67296-92E60	·SCREW	2	
14	67288-92E30	·WASHER	2	
15	67253-92E00	·WASHER	1	
16	36890-93J00	·WIRE HARNESS	1	
17	67281-93J00	·DECAL	1	
18	67296-92E30	·SCREW	4	
19	09160-05024	·WASHER (5.5X16X1.5)	4	
20	67287-92E00	·NUT	4	
21	67275-95600	·END, CABLE	2	
22	67273-95600	·SPACER	1	
23	67273-92E00	·GROMMET	1	
24	67274-92E00	·FLANGE	2	
25	67296-95610	·SCREW	4	
26	67271-92E00	·COVER	1	
27	67211-93J00	·COVER	1	
28	67296-92E70	·SCREW	2	
29	67500-93J00	KIT, REMOCON SPACER SINGLE	1	
30	09125-05135	·SCREW (5X65)	4	
31	09160-05029	·WASHER (5.5X12X0.8)	4	
32	09140-05005	·NUT	4	

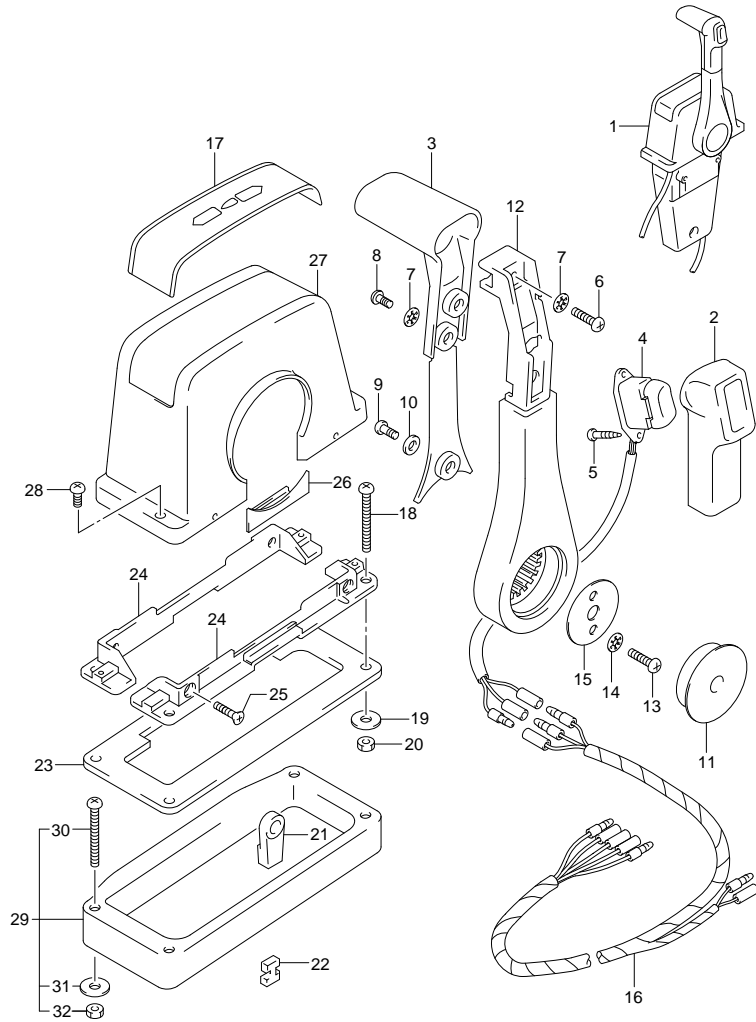


FIG.53

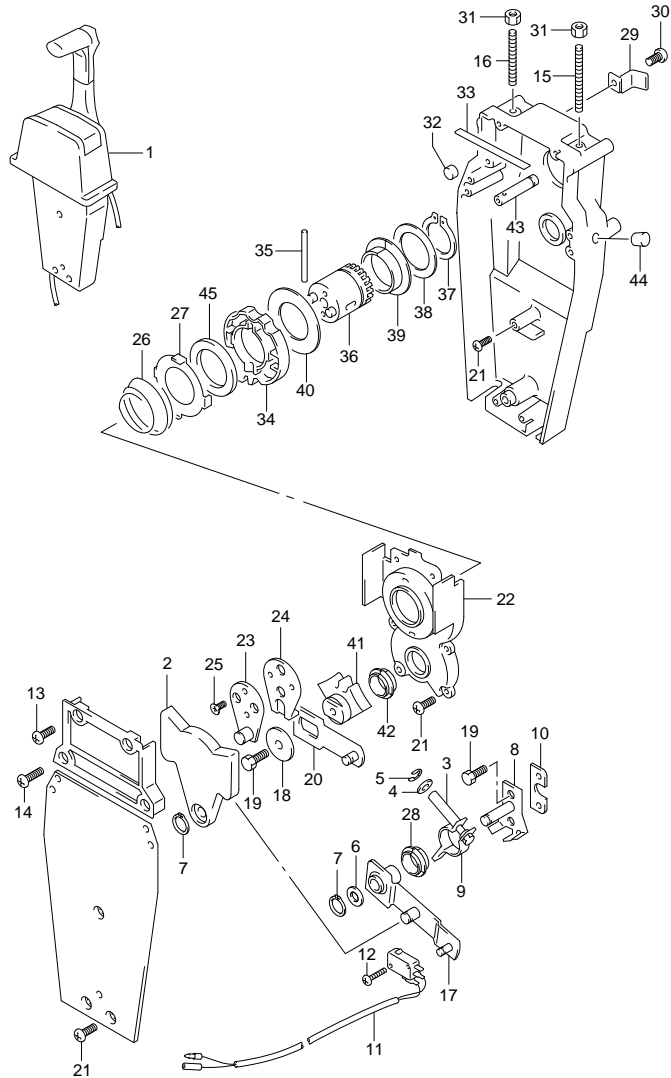


FIG.53 (1-F-10) OPT:REMOTE CONTROL ASSY SINGLE (2)

REF NO.	PART NO.	DESCRIPTION	QTY	REMARKS
1	67200-93J13	REMOTE CONTROL ASSY	1	PUSH
2	67222-92E00	·DUAL PLATE	1	
3	67223-92E00	·BRAKE ADJUST	1	
4	67288-92E00	·WASHER	1	
5	67292-94300	·E RING	4	
6	67288-92E10	·WASHER	1	
7	67291-92E00	·SNAP RING	2	
8	67221-92E00	·SHIFT ASSY	1	
9	67224-92E00	·BRAKE ARM ASSY	1	
10	67294-92E00	·SPACER	1	
11	37721-95500	·SWITCH ASSY, N/R	1	
12	67296-92E10	·SCREW (3X15)	2	
13	67296-88D10	·SCREW (5X16)	2	
14	67296-92E20	·SCREW (5X25)	2	
15	67226-92E00	·BOLT, STOPPER FRONT	1	
16	67226-92E10	·BOLT, STOPPER REAR	1	
17	67240-92E00	·ARM ASSY, THROTTLE	1	
18	67228-92E00	·WASHER	1	
19	67286-92E00	·BOLT (6X18)	3	
20	67230-92E00	·SHIFT ARM ASSY	1	
21	09125-05042	·SCREW (5X10)	9	
22	67234-92E00	·CASE, GEAR	1	
23	67245-92E00	·LEVER ASSY, THROTTLE	1	
24	67227-92E00	·STOPPER	1	
25	09126-06006	·SCREW (6X20)	2	
26	67233-92E00	·SPRING	1	
27	67235-92E00	·PLATE, SHIFT LOCK	1	
28	67232-95620	·BUSH	1	
29	67269-92E00	·BRACKET	1	
30	67296-88D10	·SCREW	1	
31	09140-06020	·NUT	2	

FIG.53

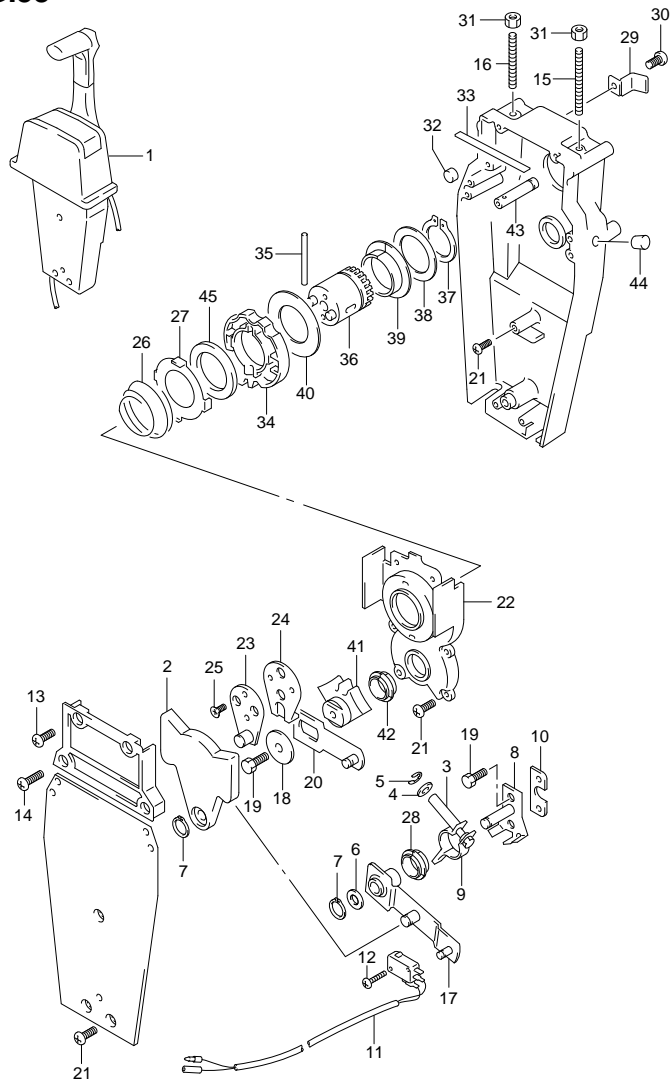


FIG. 53 (1-F-11) OPT:REMOTE CONTROL ASSY SINGLE (2)

REF NO.	PART NO.	DESCRIPTION	QTY	REMARKS
32	67236-92E00	·ROLLER	1	
33	67237-92E01	·SPRING	6	
34	67238-92E00	·GEAR, DRIVE	1	
35	67239-92E00	·PIN	1	
36	67246-92E00	·SHIFT, DRIVE	1	
37	67291-92E10	·SNAP RING	1	
38	67253-92E10	·WASHER	1	
39	67252-92E10	·BUSH	1	
40	67253-95600	·WASHER	1	
41	67231-92E00	·GEAR, SHIFT	1	
42	67232-95600	·BUSH	1	
43	67241-92E10	·ROD, FREE ACC	1	
44	67243-92E00	·CAP, HOLE	1	
45	67239-92E10	·PLATE, SHIFT PIN	1	

FIG.54

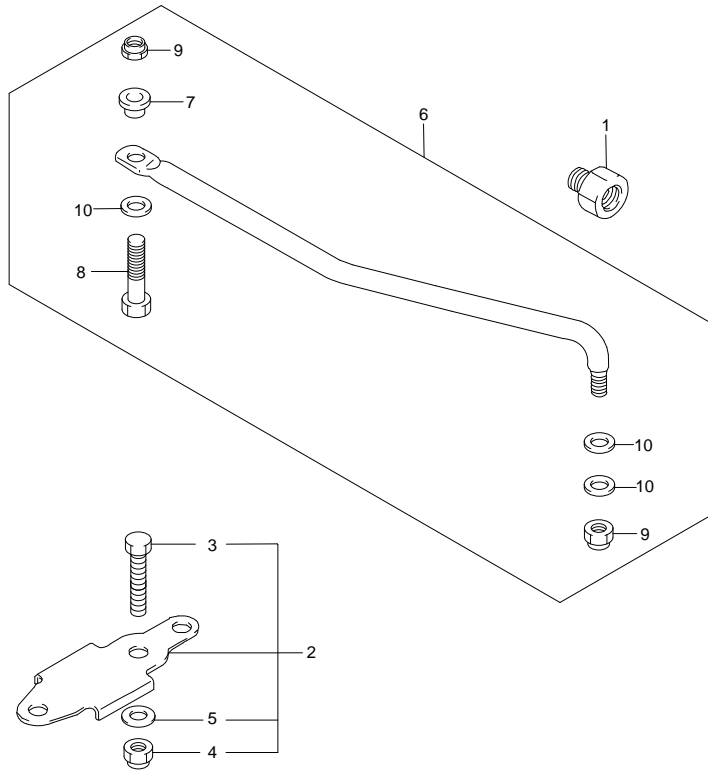


FIG. 54 (1-F-12) OPT:DRAG LINK (DF15 P01)

REF NO.	PART NO.	DESCRIPTION	QTY	REMARKS
1	41141-89E00	ATTACHMENT, STEERING CABLE	1	
2	67720-93E00	ATTACHMENT, STEERING BRKT SUB	1	
3	67725-93E00	·BOLT, STRG BRKT SUB ATCH	2	
4	67726-99E00	·NUT	2	
5	67728-99E00	·WASHER	4	
6	67701-93E12	LINK ASSY, DRAG	1	
7	67721-93E10	·SPACER	1	
8	67725-99E10	·BOLT	1	
9	67726-99E00	·NUT	2	
10	67728-99E00	·WASHER	3	

PART NO.	FIG. NO. -REF. NO.	PART NO.	FIG. NO. -REF. NO.	PART NO.	FIG. NO. -REF. NO.
10000			6 - 6		9 - 16
		12891-94J00	5 - 10	13295-14G00	8 - 28
			6 - 9	13345-94J00	8 - 20
		12911-93E00	5 - 11		9 - 20
			6 - 10	13346-94J20	8 - 21
11110-94JL0	1 - 1	12915-93E00	5 - 12	13346-94J30	9 - 21
11115-93E00-001	1 - 21		6 - 11	13361-94J00	8 - 23
11141-94JL0	1 - 2	12921-93E00	5 - 13	13362-94J00	8 - 24
11162-94J10	1 - 13		6 - 12	13363-94J00	8 - 25
11170-94J00	1 - 14	12931-78G00	5 - 14	13364-94J00	8 - 26
11196-94J00-320	1 - 15		6 - 13	13365-94J00	8 - 27
	13 - 3	12932-24400	5 - 15	13367-94J00	9 - 24
11261-99E00	1 - 5		6 - 14	13368-94J00	9 - 25
11291-91B50	1 - 19	12933-71C00	5 - 16	13370-94J00	8 - 7
11301-94J00	2 - 1		6 - 15		9 - 7
11382-93E00	1 - 10	13111-94J00	7 - 1	13375-26E00	8 - 9
11489-93E11	18 - 1	13116-94J00	7 - 4		9 - 9
11500-94J10-0EP	18 - 2	13119-94J00	7 - 2	13428-06F30	9 - 23
12100-94J00-050	3 - 11	13124-94J00	8 - 35	13441-94J00	8 - 32
12111-94J00-0B0	3 - 1		9 - 32		9 - 29
12140-02C10	3 - 2	13125-94J01	8 - 34	13493-94J00	8 - 31
12151-93E00	3 - 3		9 - 31		9 - 28
12160-93E11-0A0	3 - 5	13127-94J00	8 - 36	13494-94J00	8 - 29
12163-32C00	3 - 6		9 - 33		9 - 26
12220-94J00	3 - 8	13200-94J60	8 - 1	13495-94J00	8 - 30
12229-33C00-0A0	3 - 9	13200-94J70	9 - 1		9 - 27
12229-33C00-0D0	3 - 9	13236-94J00	8 - 2	13510-93E01	16 - 1
12625-94J01	4 - 1		9 - 2		51 - 2
12631-93E10	4 - 2	13239-94J00	8 - 5	13510-93E10	15 - 1
12635-93E00	4 - 3		9 - 5		48 - 2
12636-93E00	4 - 4	13240-94J20	8 - 14	13523-94J00	8 - 17
12637-93E00	4 - 5	13240-94J30	9 - 14		9 - 17
12638-93E01	4 - 6	13247-94J00	8 - 8	13534-94J00	8 - 12
12700-94JL0	5 - 2		8 - 22		9 - 12
12711-94JM0	5 - 1		9 - 8	13640-94J00	8 - 37
	6 - 1		9 - 22	13684-94J00	8 - 18
12741-93E10	4 - 7	13250-94J00	8 - 6		9 - 18
12761-93E10	4 - 14		9 - 6	13710-94J00	7 - 6
12840-93E01	5 - 4	13251-94J00	8 - 15	13802-94J00	8 - 11
	6 - 3		9 - 15		9 - 11
12842-49201	5 - 5	13254-94J00	8 - 10	13810-94J02	7 - 5
	6 - 4		9 - 10	13817-94J00	7 - 9
12843-27A00	5 - 6	13268-94J00	8 - 13	13832-94J00	7 - 8
	6 - 5		9 - 13	15100-94J02	10 - 11
12861-93E00	5 - 7	13279-94J00	8 - 16		11 - 11

PART NO.	FIG. NO. -REF. NO.	PART NO.	FIG. NO. -REF. NO.	PART NO.	FIG. NO. -REF. NO.
15170-94J02	10 - 12	18280-93E00	14 - 7		48 - 10
	11 - 12	18290-94J00	14 - 10	23131-93900	19 - 7
15191-94J01	10 - 4	18498-90J00	8 - 38		20 - 5
	11 - 4	18498-94J20	10 - 14	23210-93E00	19 - 9
15211-91J00-180	36 - 19		10 - 15		20 - 7
	37 - 19		11 - 14	23211-93E01	19 - 8
15251-93E00	10 - 13		11 - 15		20 - 6
	11 - 13	18498-94J31	10 - 16	23311-95DL0	19 - 10
15410-98500	10 - 1		11 - 16		20 - 8
	11 - 1	19121-94J00	15 - 3	23312-94JL0	19 - 11
16400-93EL0	17 - 1		48 - 4		48 - 12
16430-93E00	17 - 2	19121-94J10	16 - 3	25111-93901	19 - 24
16440-11D00	2 - 6		51 - 4		20 - 15
16510-45H10	17 - 7	19131-94J00	16 - 4	25111-93911	19 - 24
16512-09G00	17 - 8		51 - 5		20 - 15
16515-94J00	18 - 11	19131-95502	15 - 4	25211-93901	19 - 25
16910-94J00	18 - 13		48 - 5		20 - 16
16919-94J20-280	13 - 5	19148-93E10	16 - 5	25215-94J00	19 - 32
16930-94J00	18 - 14		51 - 6		20 - 23
17400-94J00	12 - 29	19148-94J00	15 - 5	25222-93901	19 - 26
17411-94J00	12 - 1		48 - 6		20 - 17
17413-94J00	12 - 2	19184-94J00	15 - 6	25311-93E11	19 - 27
17417-93910	12 - 3		48 - 7		20 - 18
17450-94J11	12 - 18	19185-93E00	16 - 8	29116-93J00	32 - 24
17452-94J00	12 - 24		51 - 7		35 - 15
17453-93901	12 - 19			29125-93J10	32 - 12
17454-94J00	12 - 20				33 - 12
17461-93903	12 - 4				34 - 21
17471-93902	12 - 5	20000		29141-93J00	12 - 12
17472-93911	12 - 6				12 - 22
17473-94J00	12 - 7	21110-93E03	19 - 1		19 - 14
17520-93902	12 - 25		48 - 8		20 - 9
17560-94J01	12 - 8	21120-93E10	19 - 2		30 - 12
17560-94J11	12 - 8		20 - 1		31 - 12
17563-94J00	12 - 9	21122-94J01	19 - 3		35 - 30
17564-93900	12 - 10		20 - 2		48 - 11
17631-92D01	12 - 11	21131-94J00	32 - 30	29141-93J10	34 - 13
17670-94J00	13 - 1		48 - 9	29162-93J00	35 - 31
17680-94J20	13 - 2	21211-93EL0	19 - 4	29162-93J10	42 - 12
18100-94JL0	14 - 1		20 - 3		51 - 23
18121-94JL0	14 - 2	22511-99011	32 - 2	29404-93J10	26 - 7
18130-93E01	14 - 3		33 - 2	29404-93J20	27 - 7
18142-93E00	14 - 4	23111-93E00	19 - 5	29440-93J00	32 - 17
18181-93900	14 - 5		20 - 4		33 - 17
18210-93002	14 - 6	23115-93E10	19 - 6		

DF15 P01 012

PART NO.	FIG. NO. -REF. NO.	PART NO.	FIG. NO. -REF. NO.	PART NO.	FIG. NO. -REF. NO.
30000		32891-94J00	25 - 7	36634-93910	46 - 10
		32900-94J00	25 - 1	36740-94J00	46 - 7
		32980-94J00	25 - 2	36890-93J00	52 - 16
		33410-94J00	25 - 4	36894-95201	34 - 19
		33500-07H00	25 - 3	36895-87DLO	34 - 20
31000-94J02	47 - 1	33800-94J00	47 - 15	36990-87D00	45 - 1
31100-94J21	22 - 1	33810-94J00	26 - 3		46 - 18
	47 - 3		27 - 3	37110-94J01	41 - 4
31101-94J01	47 - 2		47 - 16		50 - 4
31131-94J00	22 - 2	33811-94J10	26 - 4	37141-99EA0	41 - 5
31135-90J00	22 - 3		27 - 4		50 - 5
31151-94J00	22 - 4		47 - 17	37141-99EB0	41 - 5
31152-90J00	22 - 5	33816-94J01	26 - 5		50 - 5
31153-90J00	22 - 6		27 - 5	37141-99E00	41 - 5
31171-96J00	22 - 7		46 - 6		50 - 5
31173-94J00	22 - 8		47 - 18	37141-99E10	41 - 5
31191-96J00	22 - 9	33833-91J00	26 - 21		50 - 5
31220-94J00	22 - 10		48 - 14	37141-99E20	41 - 5
31310-90J00	22 - 11	33833-94JL0	26 - 22		50 - 5
31320-94J00	22 - 12		47 - 23	37141-99E30	41 - 5
31341-94J00	22 - 13		48 - 13		50 - 5
31343-90J00	22 - 14	33833-94J10	25 - 6	37141-99E40	41 - 5
31344-90J00	22 - 15	34200-93J20	44 - 1		50 - 5
31360-93J01	22 - 16	34200-93J31	44 - 1	37141-99E50	41 - 5
31912-94J00	22 - 17	36360-94J00	28 - 5		50 - 5
	47 - 4		29 - 2	37141-99E60	41 - 5
31918-94J00	22 - 18	36367-93E00-019	28 - 6		50 - 5
	47 - 5		29 - 3	37141-99E70	41 - 5
32000-94J01	46 - 1	36610-94J00	28 - 10		50 - 5
32102-94J00	23 - 4	36610-94J10	28 - 10	37141-99E80	41 - 5
32102-94J10	23 - 4		47 - 22		50 - 5
	24 - 4		48 - 15	37141-99E90	41 - 5
	47 - 11	36610-94J20	29 - 5		50 - 5
32120-94J00	23 - 1		51 - 8	37143-99E00	41 - 6
32120-94J10	23 - 1	36615-96300	28 - 11		50 - 6
	24 - 1		44 - 2	37149-93J00	41 - 7
	46 - 17		48 - 16		50 - 7
32800-94J01	27 - 1	36618-43410	28 - 12	37161-94J00	26 - 18
32800-94J11	26 - 1		29 - 6		47 - 19
	46 - 3		48 - 17		48 - 18
	47 - 13		51 - 9	37721-93J90	41 - 8
32801-94J01	46 - 2	36620-94J01	41 - 53		50 - 8
	47 - 12		50 - 53	37721-94J01	26 - 20
32890-94J00	26 - 9	36628-92E00	41 - 3		27 - 16
	27 - 8		50 - 3	37721-95500	53 - 11

PART NO.	FIG. NO. -REF. NO.	PART NO.	FIG. NO. -REF. NO.	PART NO.	FIG. NO. -REF. NO.
57633-93901	35 - 20	61435-94J30	38 - 8		48 - 30
58100-90L00-019	35 - 16	61443-91J40	38 - 5	63241-98601	40 - 11
58100-90L10-019	35 - 16	61453-91J40	38 - 6		48 - 31
58100-90L20-019	35 - 16	61458-91J20	38 - 9	63244-94J00	40 - 12
58100-93703-019	35 - 16	61472-94J10	14 - 14		48 - 32
58100-93733-019	35 - 16	61493-94J00	14 - 15	63610-94J00	40 - 14
58100-93743-019	35 - 16	61494-94J00	14 - 16		48 - 34
58100-94J00-019	35 - 16	61610-93901	38 - 12	65000-95D01	49 - 1
58120-93701	35 - 17	61616-93E00	38 - 13	65000-99100	39 - 1
59139-94J00	36 - 6	61622-93E02	38 - 4	65520-95D00	49 - 2
	37 - 6	61643-94J00	38 - 16	65520-99100	39 - 2
59171-94J00	23 - 6	61810-94J00-0EP	36 - 1	65561-95D00	39 - 3
	24 - 6		37 - 1		49 - 3
59246-94J00	17 - 3	61814-94JL0	36 - 25	65700-87D19	49 - 8
59252-94J00	9 - 34		37 - 25	65700-91J13	39 - 8
59262-94J00	17 - 4	61821-94J00-0EP	36 - 3	65720-986B0	39 - 13
59291-94J00	19 - 31		37 - 3	65740-95D01	49 - 7
	20 - 22	61825-94J00	36 - 10	65740-99100	39 - 7
59291-94J10	12 - 23		37 - 10	65750-87J11	39 - 9
59317-94J00	12 - 27	61827-94J00	36 - 23	65750-95500	49 - 9
59317-94J10	12 - 28		37 - 23	65750-98505	39 - 10
59800-99J01	38 - 10	61831-94J30-0EP	36 - 24		49 - 10
			37 - 24	65770-93904	39 - 11
		61851-93E10	36 - 16	65770-95541	49 - 11
			37 - 16	65781-98500	39 - 12
		63001-94J30-0EP	48 - 1		49 - 12
		63111-94J21-0EP	40 - 1	65793-94J01	10 - 18
			48 - 21		48 - 35
60000		63115-94J00	40 - 2	65831-95D00	39 - 4
			48 - 22		49 - 4
61112-93930	36 - 21	63116-94J00	40 - 3	65890-95D00	49 - 5
	37 - 21		48 - 23	65890-99100	39 - 5
61115-93E00	36 - 13	63121-94J20-0EP	40 - 4	65892-95D00	39 - 6
	37 - 13		48 - 24		49 - 6
61124-93E00	36 - 14	63210-93E30	40 - 5	67130-94J11	51 - 1
	37 - 14		48 - 25	67140-95600	41 - 55
61134-93E00	36 - 22	63220-94J00	40 - 6		50 - 55
	37 - 22		48 - 26	67200-93J13	52 - 1
61151-91J11	36 - 17	63223-89J00	40 - 7		53 - 1
	37 - 17		48 - 27	67200-94J13	41 - 1
61155-94500	36 - 2	63225-93200	40 - 9		50 - 1
	37 - 2		48 - 28	67211-93J00	52 - 27
61400-94J00-0EP	38 - 1	63225-94J00	40 - 8	67212-95600	41 - 14
61412-93E00	38 - 11		48 - 29		50 - 14
61431-94J00-0EP	38 - 2	63240-94J00	40 - 10	67213-92E00	41 - 15

PART NO.	FIG. NO. -REF. NO.	PART NO.	FIG. NO. -REF. NO.	PART NO.	FIG. NO. -REF. NO.
67213-92E00	50 - 15	67251-99E10	41 - 27	67288-92E10	53 - 6
67220-95630	41 - 18		50 - 27	67288-92E20	52 - 7
	50 - 18	67252-92E10	53 - 39	67288-92E30	52 - 14
67221-92E00	53 - 8	67252-95600	41 - 28	67288-92E40	52 - 10
67222-92E00	53 - 2		50 - 28	67291-92E00	53 - 7
67223-92E00	53 - 3	67253-92E00	52 - 15	67291-92E10	53 - 37
67223-99E10	41 - 19	67253-92E10	53 - 38	67292-94300	41 - 42
	50 - 19	67253-95600	41 - 29		50 - 42
67224-92E00	53 - 9		50 - 29		53 - 5
67226-92E00	53 - 15		53 - 40	67294-92E00	53 - 10
67226-92E10	53 - 16	67255-99E00	41 - 30	67294-95600	41 - 43
67227-92E00	53 - 24		50 - 30		41 - 56
67228-92E00	53 - 18	67256-95600	41 - 31		50 - 43
67229-95600	41 - 20		50 - 31		50 - 56
	50 - 20	67257-92E00	52 - 11	67295-92E00	52 - 8
67230-92E00	53 - 20	67257-99E00	41 - 32	67295-92E10	52 - 5
67231-92E00	53 - 41		50 - 32	67296-88D10	52 - 6
67232-95600	41 - 21	67258-99E00	41 - 33		53 - 13
	50 - 21		50 - 33		53 - 30
	53 - 42	67259-87D00	41 - 34	67296-90J00	41 - 44
67232-95620	53 - 28		50 - 34		50 - 44
67233-92E00	53 - 26	67261-93J00	52 - 2	67296-92E10	41 - 17
67234-92E00	53 - 22	67261-99E00	41 - 35		50 - 17
67235-92E00	53 - 27		50 - 35		53 - 12
67236-92E00	53 - 32	67263-93J00	52 - 3	67296-92E20	53 - 14
67237-92E01	53 - 33	67264-95600	41 - 37	67296-92E30	52 - 18
67238-87D00	41 - 22		50 - 37	67296-92E60	52 - 13
	50 - 22	67267-95610	41 - 38	67296-92E70	52 - 9
67238-92E00	53 - 34		50 - 38		52 - 28
67239-92E00	53 - 35	67269-92E00	53 - 29	67296-94300	41 - 45
67239-92E10	53 - 45	67271-92E00	52 - 26		50 - 45
67240-92E00	53 - 17	67273-92E00	52 - 23	67296-94310	41 - 36
67241-92E10	53 - 43	67273-95600	41 - 39		50 - 36
67241-99E10	41 - 23		50 - 39	67296-95600	41 - 46
	50 - 23		52 - 22		50 - 46
67243-92E00	53 - 44	67274-92E00	52 - 24	67296-95610	41 - 47
67243-95600	41 - 24	67275-95600	41 - 40		50 - 47
	50 - 24		50 - 40		52 - 25
67244-95600	41 - 25		52 - 21	67296-95620	41 - 57
	50 - 25	67281-93J00	52 - 17		50 - 57
67245-92E00	53 - 23	67286-92E00	53 - 19	67297-95600	41 - 48
67245-95600	41 - 26	67287-92E00	52 - 20		50 - 48
	50 - 26	67288-92E00	41 - 41	67320-93J00	41 - 58
67246-92E00	53 - 36		50 - 41		50 - 58
67251-93J00	52 - 12		53 - 4	67320-93J10	41 - 58

DF15 P01 012

PART NO.	FIG. NO. -REF. NO.	PART NO.	FIG. NO. -REF. NO.	PART NO.	FIG. NO. -REF. NO.	
67320-93J10	50 - 58	68111-99J00	38 - 7	01550-06257	10 - 2	
67320-93J20	41 - 58	68165-16B00-13L	41 - 12		11 - 2	
	50 - 58		50 - 12		13 - 4	
67320-93J30	41 - 58	69711-93E10	14 - 13		19 - 23	
	50 - 58	69714-94J00	40 - 21		20 - 14	
67320-93J40	41 - 58		48 - 37		26 - 2	
	50 - 58				27 - 2	
67320-93J50	41 - 58				46 - 4	
	50 - 58				47 - 14	
67320-93J60	41 - 58			01550-06307	14 - 12	
	50 - 58				25 - 5	
67320-93J70	41 - 58			01550-06357	2 - 3	
	50 - 58				4 - 11	
67320-93J80	41 - 58	90000		01550-08167	51 - 28	
	50 - 58			01550-08207	1 - 20	
67331-94J00	36 - 15	99000-81158-50M	14 - 17		22 - 21	
	48 - 36	99011-94J20-055	38 - 18		47 - 8	
67331-94J10	37 - 15			01550-08257	22 - 22	
	51 - 13				47 - 9	
67340-94J01	42 - 5			01550-08307	4 - 10	
	51 - 14				01550-08407	7 - 3
67351-94J00	42 - 7				01560-08307	18 - 7
	51 - 15				01560-08757	2 - 4
67356-94J00	42 - 13	00000			01570-06167	14 - 8
	51 - 30					14 - 9
67466-95200	42 - 1	01421-08257	18 - 8	02142-06167	36 - 12	
	51 - 16	01550-06127	11 - 18		36 - 18	
67467-93E01	42 - 2		18 - 16		37 - 12	
	51 - 17		23 - 8		37 - 18	
67500-93J00	52 - 29		24 - 8	02142-06207	19 - 21	
67701-93E12	43 - 2		26 - 8		20 - 12	
	54 - 6	01550-06167	15 - 7	02162-05127	23 - 3	
67720-93E00	54 - 2		15 - 10		24 - 3	
67721-93E10	43 - 3		16 - 11	02162-06167	26 - 13	
	54 - 7		26 - 17		27 - 12	
67725-93E00	54 - 3		27 - 15	03241-0625A	26 - 6	
67725-99E10	43 - 4		42 - 8		27 - 6	
	54 - 8		48 - 54		46 - 16	
67726-99E00	43 - 5		51 - 27		47 - 21	
	54 - 4	01550-06207	1 - 9	03542-06169	38 - 3	
	54 - 9		1 - 16		04211-09149	4 - 12
67728-99E00	43 - 6		14 - 11		04211-11129	1 - 12
	54 - 5		17 - 12			2 - 5
	54 - 10		19 - 22		04221-03059	3 - 7
68110-96110	38 - 17		20 - 13		04221-06129	18 - 10

PART NO.	FIG. NO. -REF. NO.	PART NO.	FIG. NO. -REF. NO.	PART NO.	FIG. NO. -REF. NO.
07120-06257	17 - 5		40 - 15		37 - 11
07120-06357	17 - 6		48 - 40	09159-08059	32 - 25
08110-60020	21 - 2	09116-08129	1 - 4		42 - 11
08110-60050	35 - 12	09116-08137	10 - 19		51 - 21
08316-10087	18 - 9		34 - 8	09159-14014	26 - 19
	22 - 23		48 - 41		47 - 20
	47 - 10	09116-08138	34 - 11		48 - 44
08322-01067	16 - 7		34 - 12	09159-22006	30 - 14
	51 - 29	09117-08047	35 - 8		31 - 14
08331-4132A	35 - 27	09125-05042	41 - 16	09160-05024	52 - 19
	4 - 13		50 - 16	09160-05029	19 - 35
	23 - 7		53 - 21		20 - 26
	24 - 7	09125-05135	52 - 30		52 - 31
09100-06106	12 - 26	09125-06035	23 - 2	09160-05047	19 - 28
09100-06125	30 - 11		24 - 2		20 - 19
	31 - 11	09125-06063	12 - 15	09160-06054	26 - 10
	32 - 15	09125-06067	36 - 4		27 - 9
09100-08232	33 - 15		37 - 4	09160-06082	12 - 16
	41 - 2	09126-05003	41 - 49		19 - 15
	50 - 2		50 - 49		30 - 13
	39 - 14	09126-05010	1 - 8		31 - 13
09103-06237	4 - 9	09126-06006	35 - 29		32 - 38
09103-06267	8 - 33		53 - 25		33 - 28
09103-06276	9 - 30	09126-06015	40 - 16		36 - 5
09108-05007	19 - 33		48 - 42		37 - 5
	20 - 24	09136-05041	40 - 17		48 - 45
	12 - 13		48 - 43	09160-06084	15 - 9
09108-06101	42 - 10	09136-06137	36 - 8		16 - 10
09108-08130	51 - 18		37 - 8	09160-06085	39 - 15
	19 - 12	09136-06138	36 - 9	09160-06104	41 - 51
	42 - 3		37 - 9		50 - 51
	48 - 38	09140-05005	15 - 8	09160-06160	4 - 8
	51 - 19		16 - 9	09160-08045	19 - 16
09111-06069	19 - 13		19 - 34		48 - 46
	48 - 39		20 - 25	09160-08059	51 - 22
	32 - 29		52 - 32	09160-08082	32 - 16
	33 - 20	09140-06020	41 - 50		33 - 16
09116-06094	12 - 14		50 - 50		34 - 14
	35 - 5		53 - 31	09160-12066	35 - 22
	35 - 7	09140-14008	23 - 5	09160-13010	5 - 8
	42 - 6		24 - 5		6 - 7
	51 - 20	09141-12005	35 - 21	09160-17024	21 - 11
09116-08110	1 - 3	09148-06008	40 - 13	09160-17025	21 - 11
09116-08122	34 - 1		48 - 33	09160-17026	21 - 11
	34 - 15	09148-06017	36 - 11	09160-17027	21 - 11

DF15 P01 012

PART NO.	FIG. NO. -REF. NO.	PART NO.	FIG. NO. -REF. NO.	PART NO.	FIG. NO. -REF. NO.
09160-17028	21 - 11		33 - 25	09289-17006	35 - 14
09160-17039	21 - 11		51 - 12	09306-22006	32 - 10
09160-17040	21 - 11	09204-02004	35 - 23		33 - 10
09160-17041	21 - 11	09205-02004	19 - 29	09308-08013	42 - 4
09160-17042	21 - 11		20 - 20		51 - 24
09160-20027	21 - 4	09205-02006	15 - 2	09320-12011	26 - 11
09160-20042	21 - 5		16 - 2		27 - 10
09160-20043	21 - 5		48 - 3	09321-06013	26 - 12
09160-20044	21 - 5		51 - 3		27 - 11
09160-21009	21 - 6	09205-03038	40 - 19	09343-50001-600	10 - 5
09160-25040	21 - 12		48 - 49		10 - 6
09160-25041	21 - 12	09205-06007	30 - 3		11 - 5
09160-25042	21 - 12		31 - 3		11 - 6
09160-27009	32 - 5	09205-11004	2 - 2	09351-50803-00A	19 - 36
	33 - 5	09209-09007	19 - 18		20 - 27
09161-04012	38 - 14		48 - 50	09380-15001	21 - 3
09163-06001	40 - 18	09246-06002	18 - 4	09381-14001	3 - 4
	48 - 47	09248-10008	35 - 9	09385-04003	38 - 15
09164-08017	19 - 17	09248-12009	18 - 5	09401-05402-XCO	8 - 19
	48 - 48	09250-26003	36 - 7		9 - 19
09164-14012	5 - 9		37 - 7	09401-08413	36 - 20
	6 - 8	09260-12003	19 - 19		37 - 20
09168-10022	35 - 10		20 - 10	09401-09404	10 - 7
09168-12017	18 - 3	09262-25003	35 - 3		11 - 7
09180-06163	30 - 7	09263-15019	35 - 2	09401-11422	10 - 8
	31 - 7	09263-20024	21 - 7		11 - 8
09180-06353	7 - 7	09280-05005	19 - 30	09401-12413	13 - 6
09181-15156	21 - 13		20 - 21		18 - 12
09181-20244	21 - 5	09280-09008	18 - 15	09403-12318	8 - 39
09181-20246	21 - 5	09280-10013	1 - 6		10 - 17
09181-20248	21 - 5	09280-13004	17 - 9		11 - 17
09181-20251	21 - 5	09280-17003	1 - 11	09403-14204	1 - 17
09181-25160	21 - 12	09280-26005	10 - 3	09404-06432	10 - 9
09181-25162	21 - 12		11 - 3		11 - 9
09181-25164	21 - 12	09280-27004	32 - 6	09404-08207	10 - 10
09181-25181	21 - 12		33 - 6		11 - 10
09200-05014	32 - 39	09280-54001	17 - 10	09407-10404	23 - 10
	33 - 29	09280-57002	35 - 13		23 - 11
09200-06061	32 - 37	09282-12010	18 - 6		24 - 10
	33 - 27	09283-25096	5 - 3		24 - 11
09202-04015	21 - 16		6 - 2		26 - 14
09202-06023	34 - 2	09283-32039	3 - 10		46 - 13
	35 - 26	09289-05012	5 - 17		47 - 24
09204-01002	16 - 6		6 - 16		48 - 51
	32 - 35	09289-12003	12 - 21		51 - 25

PART NO.	FIG. NO. -REF. NO.	PART NO.	FIG. NO. -REF. NO.	PART NO.	FIG. NO. -REF. NO.
09407-11401	23 - 9 24 - 9 28 - 1 29 - 1 47 - 25				
09407-14403 09407-14407	48 - 52 51 - 26 46 - 14 42 - 14 51 - 31				
09407-25402 09420-03005 09440-05027 09440-09041	46 - 15 12 - 17 21 - 17 19 - 20 20 - 11				
09440-12027 09440-18002 09440-32008 09441-17001	40 - 20 48 - 53 17 - 11 21 - 18 30 - 9				
09471-12028 09481-10501 09482-00L04	31 - 9 44 - 3 41 - 54 50 - 54 1 - 18				
09491-23029 09492-40029	8 - 3 9 - 3 8 - 4 9 - 4				

DF15 P01 012

SUZUKI DF15 PARTS CATALOGUE

1ST EDITION

PUBLISHED IN MAY 2011

2011 **SUZUKI MOTOR CORPORATION** All rights reserved.

No part of this document may be modified reproduced, distributed, sold or transmitted in any form or by any means, electronic or mechanical, for any purpose, without the express written permission of Suzuki Motor Corporation.

SUZUKI MOTOR CORPORATION

FIELD QUALITY ASSURANCE GROUP

MOTORCYCLE QUALITY ASSURANCE DEPARTMENT

QUALITY CONTROL

300 TAKATUKA, MINAMI, HAMAMATU, JAPAN

SUZUKI MOTOR CORPORATION

PRINTED IN JAPAN

9900B-45227