

БОЛЬШОЙ СКЛАД ЗАПЧАСТЕЙ В САНКТ-ПЕТЕРБУРГЕ

Для лодочных моторов Suzuki в наличии все ходовые запчасти, сервисные наборы, расходные материалы, оригинальные аксессуары, оригинальные и не оригинальные гребные винты, “ноги”, тросы для установки на лодку и многое другое.

Найдите в каталоге коды необходимых запчастей

и отправьте их список на Email: parts-katalog@yandex.ru

мы пришлём информацию о цене и наличии

Возможен самовывоз со склада в Санкт-Петербурге

или отправка EMS по России

Наш сайт: www.partskatalog.ru

Контактный телефон: +7 (981) 121-46-93

Особое внимание, обратите на модификацию двигателя. Сверьте серийный номер и скачайте «правильный» каталог запчастей. Не путайте старые моторы серии «Т» и новые серии «А».

SUZUKI

PARTS CATALOGUE

DT9. 9/15

DT9.9
DT9.9K
DT15
DT15K



OUTBOARD MOTOR

P40/P36

2012-8

1ST EDITION

PREFACE

When it becomes necessary to replace parts on SUZUKI OUTBOARD MOTORS, always use SUZUKI GENUINE PARTS which have passed a strict inspection which guarantees quality and performance.

This parts catalogue covers the list of all service parts for SUZUKI DT9.9/15 production start 2012.

INSTRUCTIONS FOR QUOTING THE CATALOGUE

1. DIMENSIONS

Dimensions of the parts in this catalogue are indicated in unit millimeters.

2. ABBREVIATIONS

Abbreviations used in this catalogue are as follows:

AR	: As required	NT	: Number of teeth
ASSY	: Assembly	OPT	: Optional
E. NO.	: Engine number	OS	: Over size
F. NO.	: Frame number	STD	: Standard
D	: Diameter of material	T	: Thickness
ID	: Inside diameter	US	: Under size
OD	: Outside diameter	W	: Width
L	: Length	W/	: With
LH(PORH)	: Left hand side	S, L	: Transom type
RH(STBD)	: Right hand side	SUS	: Stainless steel

~123456 : Up to E. NO. 00996-123456

123456~ : From E. NO. 00996-123456

$\frac{12}{1} \times \frac{34}{1} \times \frac{5.6}{1}$ Figures in the description column

| | | show the dimensions of parts.

ID OD T(or W, L)

→12345-56781 (Parts No.) : indicates that the parts number was changed to 12345-56781 and the new parts are interchangeable with the former ones but the former ones are not interchangeable with new ones.

←12345-56781 (Parts No.) : indicates that the former and new parts are interchangeable with each other and both are usable.

3. INNER PARTS OF ASSEMBLY

Part name with a dot (.) in front as shown in the description column indicates the component of the assembly also available individually.

4. MODIFICATION NOTICE

A parts bulletin will be sent to you on all occasions when changes in parts occur, including interchangeable modifications between new parts and old ones.

5. NOTE

5-1. There are some different parts from those of production models among spare parts for the administrative reasons and common use of them with other models.

5-2. In respect of rubber hoses and vinyl tubes, please be sure to use them by cutting off according to the length mentioned on parts catalogue or what is actually required on the vehicle.

5-3. Note that the drawings on the illustration page are for ready reference of spare parts number, not to be used as an assembly manual. When assembling, use "SUZUKI SERVICE MANUAL".

6. SPECIFICATION CODE

This catalogue contains the parts for the model designed for the following spec. ;

spec. code :	DT9.9	: P40
	DT9.9K	: P40, P36
	DT15	: P40
	DT15K	: P36

7. MODEL NAME AND ENGINE NUMBER

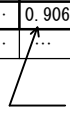
MODEL	DESTINATION	TYPE	TRANSOM	ENGINE No.
DT9.9	P40	00996	S, L	00996-310001~
DT9.9K	P40	00993K	L	00993K-310001~
DT9.9K	P36	00993K	S, L	00993K-310001~
DT15	P40	01504	S, L	01504-310001~
DT15K	P36	01503K	S, L	01503K-310001~

MILLIMETER → INCH CONVERSION CHART

	0	1	2	3	4	5	6	7	8	9
00	.000	.039	.079	.118	.157	.197	.236	.276	.315	.354
10	.394	.433	.472	.512	.551	.591	.630	.669	.709	.748
20	.787	.827	.866	.906	.945	.984	1.024	1.063	1.102	1.142
30	1.181	1.220	1.260	1.299	1.339	1.378	1.417	1.457	1.496	1.535
40	1.575	1.614	1.654	1.693	1.732	1.772	1.811	1.850	1.890	1.929
50	1.969	2.008	2.047	2.087	2.126	2.165	2.205	2.214	2.283	2.323
60	2.362	2.402	2.441	2.480	2.520	2.559	2.598	2.638	2.677	2.717
70	2.756	2.795	2.835	2.874	2.913	2.953	2.992	3.031	3.071	3.110
80	3.150	3.189	3.228	3.268	3.307	3.346	3.386	3.425	3.465	3.504
90	3.543	3.583	3.622	3.661	3.701	3.740	3.780	3.819	3.858	3.898

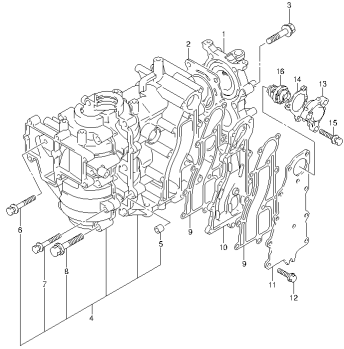
How to read

	0	1	2	3	4
00
10
20	0.906	...
30


 23 millimeters equal 0.906 inch

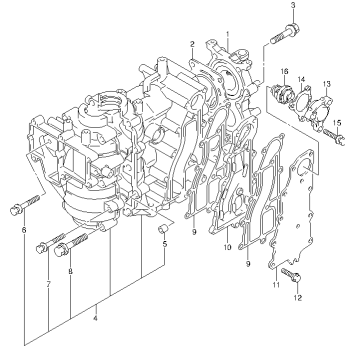
Contents are subject to change without notice or obligation.

FIG.1



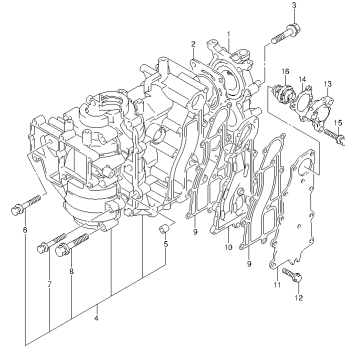
DTB9_15_P40_013_001
CYLINDER

FIG.2



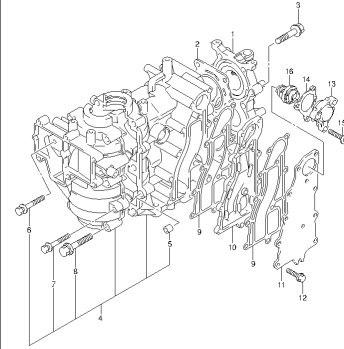
DTB9_15_P40_013_002
CYLINDER

FIG.3



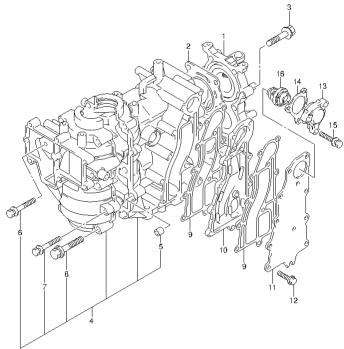
DTB9_15_P40_013_003
CYLINDER

FIG.4



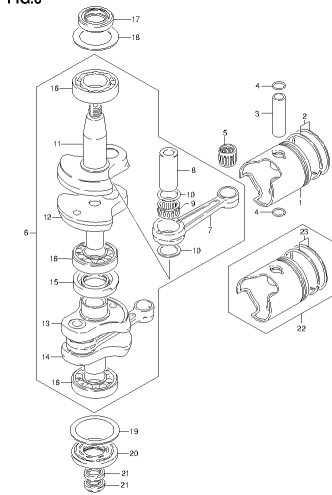
DTB9_15_P40_013_004
CYLINDER

FIG.5



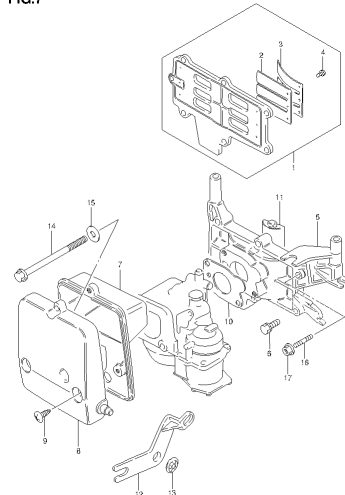
DTB9_15_P40_013_005
CYLINDER

FIG.6



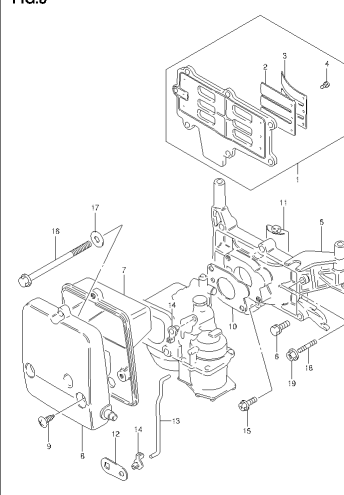
DTB9_15_P40_013_006
CRANKSHAFT

FIG.7

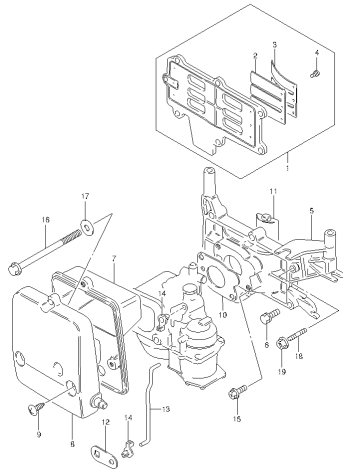


DTB9_15_P40_013_007
INLET CASE

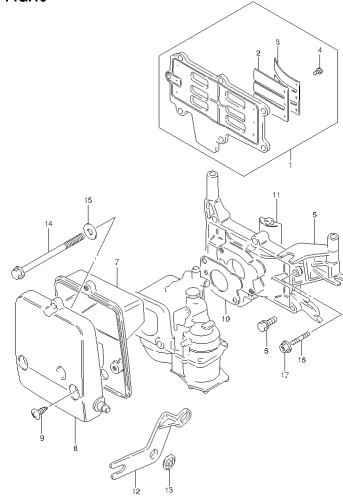
FIG.8



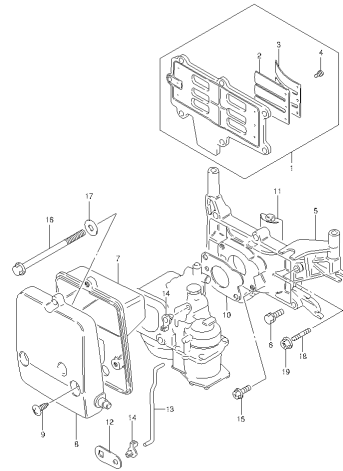
DTB9_15_P40_013_008
INLET CASE

FIG.9

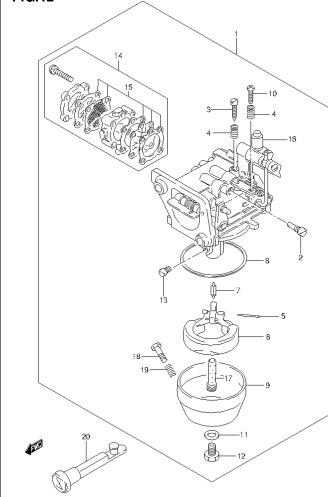
DTB9_15_P40_013_009
INLET CASE

FIG.10

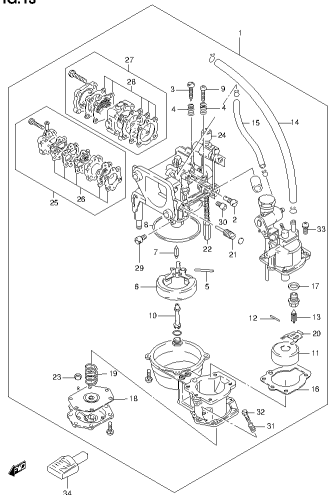
DTB9_15_P40_013_010
INLET CASE

FIG.11

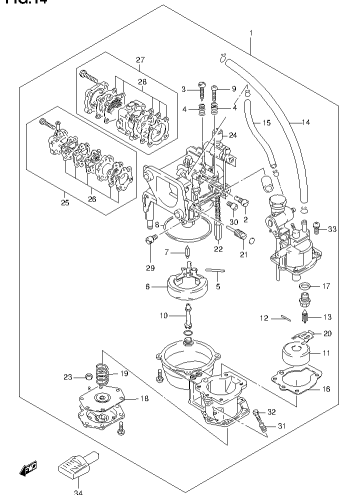
DTB9_15_P40_013_011
INLET CASE

FIG.12

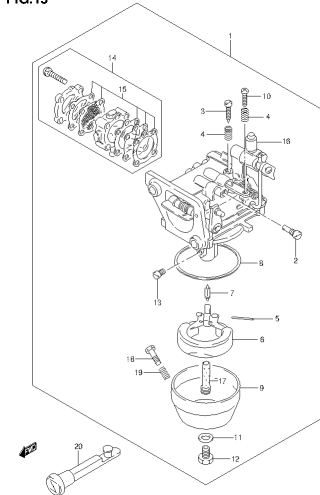
DTB9_15_P40_013_012
CARBURETOR

FIG.13

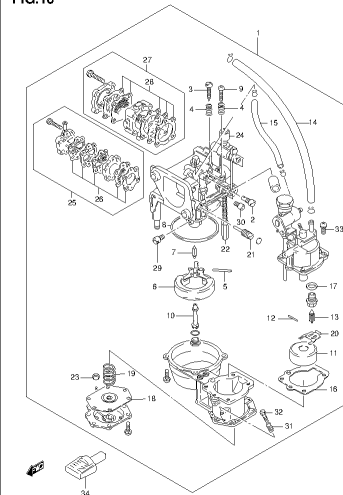
DTB9_15_P40_013_013
CARBURETOR

FIG.14

DTB9_15_P40_013_014
CARBURETOR

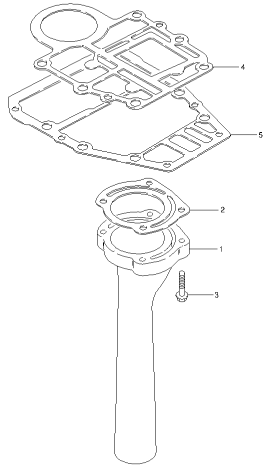
FIG.15

DTB9_15_P40_013_015
CARBURETOR

FIG.16

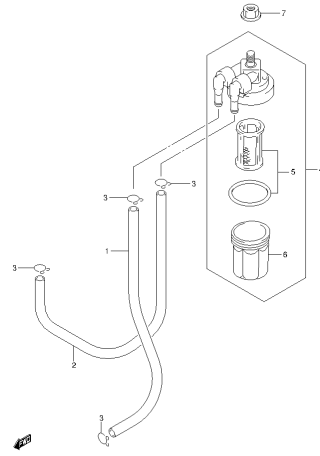
DTB9_15_P40_013_016
CARBURETOR

FIG.17



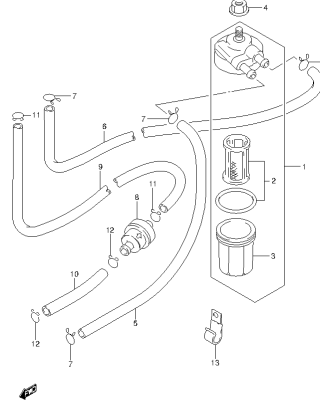
DT89_15_P40_013_017
EXHAUST TUBE

FIG.18



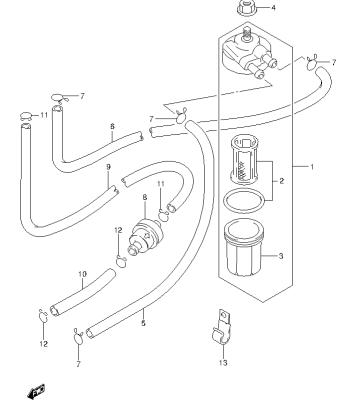
DT89_15_P40_013_018
FUEL PUMP

FIG.19



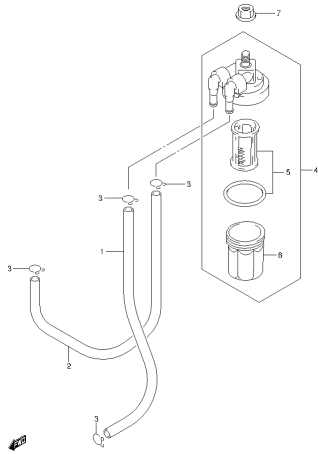
DT89_15_P40_013_019
FUEL PUMP

FIG.20



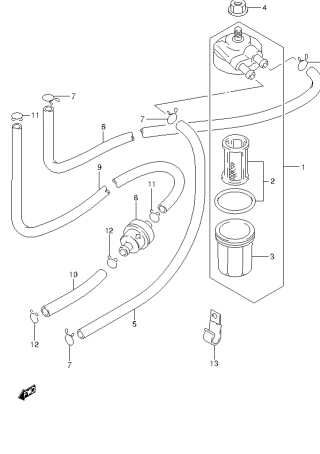
DT89_15_P40_013_020
FUEL PUMP

FIG.21



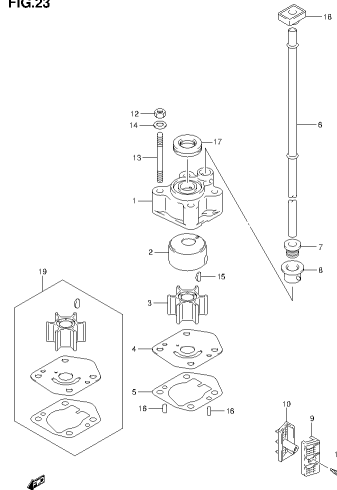
DT89_15_P40_013_021
FUEL PUMP

FIG.22



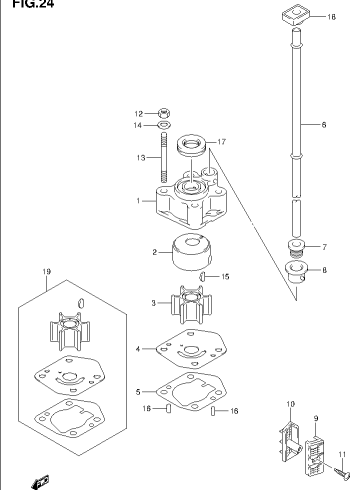
DT89_15_P40_013_022
FUEL PUMP

FIG.23

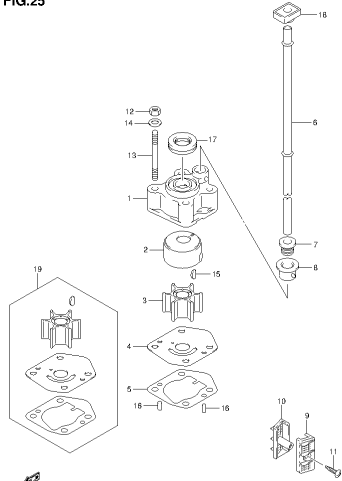


DT89_15_P40_013_023
WATER PUMP

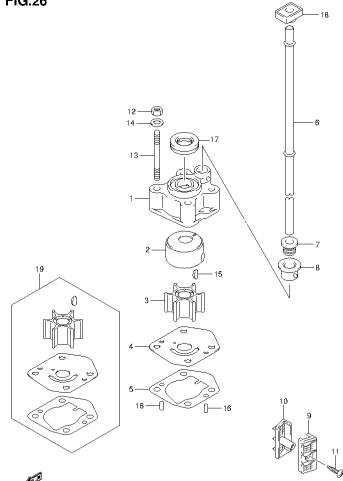
FIG.24



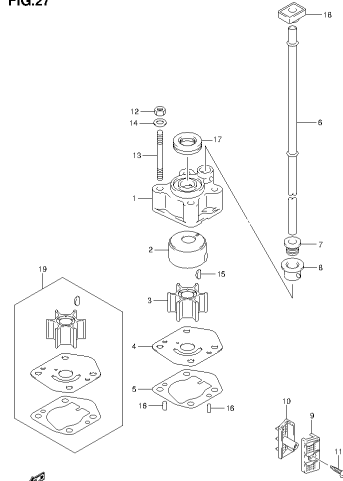
DT89_15_P40_013_024
WATER PUMP

FIG.25

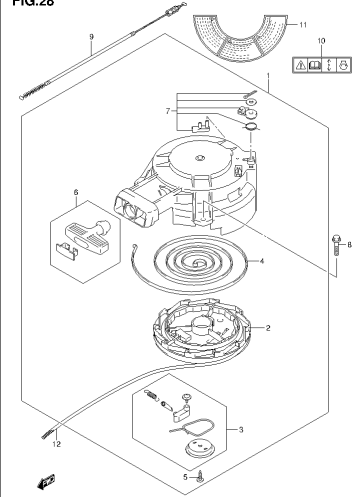
DT8.9_15_P40_013_005
WATER PUMP

FIG.26

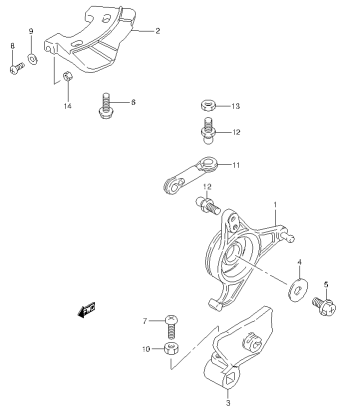
DT8.9_15_P40_013_006
WATER PUMP

FIG.27

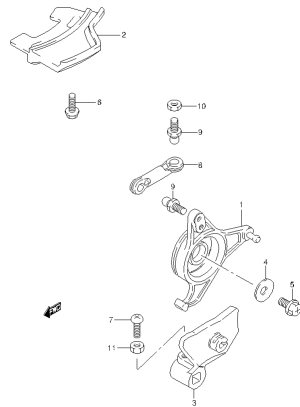
DT8.9_15_P40_013_007
WATER PUMP

FIG.28

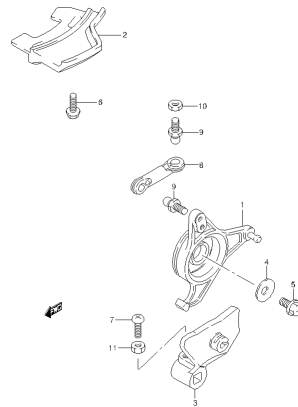
DT8.9_15_P40_013_008
RECOIL STARTER

FIG.29

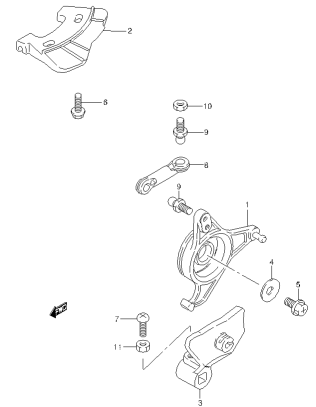
DT8.9_15_P40_013_009
THROTTLE CONTROL

FIG.30

DT8.9_15_P40_013_030
THROTTLE CONTROL

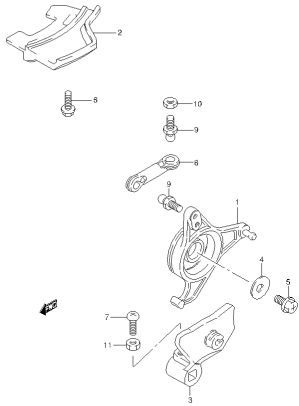
FIG.31

DT8.9_15_P40_013_031
THROTTLE CONTROL

FIG.32

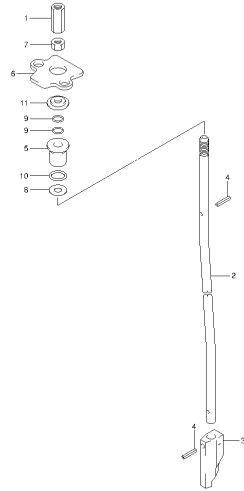
DT8.9_15_P40_013_032
THROTTLE CONTROL

FIG.33



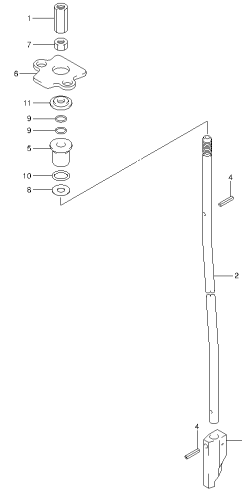
DTR9_15_P40_013_003
THROTTLE CONTROL

FIG.34



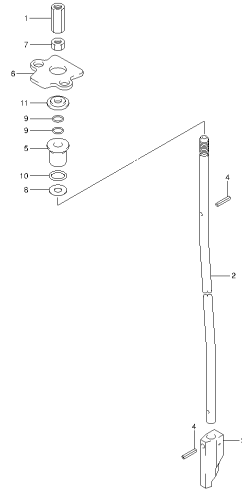
DTR9_15_P40_013_004
SHIFT ROD

FIG.35



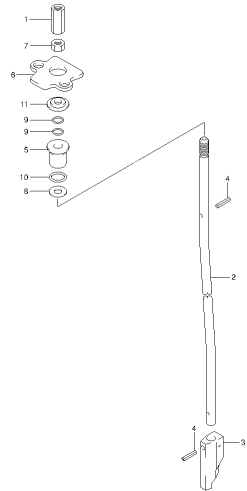
DTR9_15_P40_013_005
SHIFT ROD

FIG.36



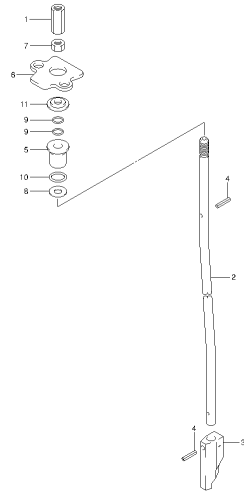
DTR9_15_P40_013_008
SHIFT ROD

FIG.37



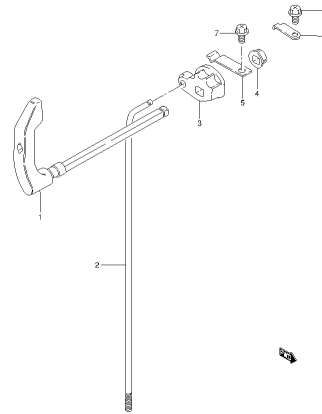
DTR9_15_P40_013_007
SHIFT ROD

FIG.38



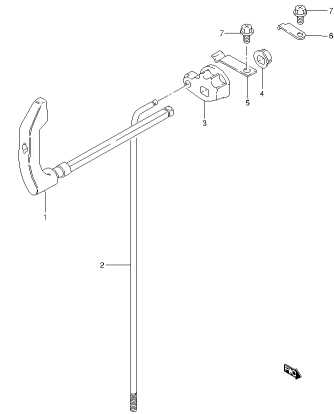
DTR9_15_P40_013_008
SHIFT ROD

FIG.39



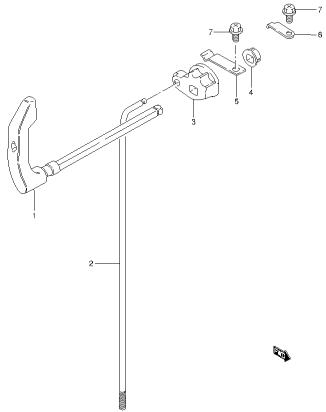
DTR9_15_P40_013_009
CLUTCH LEVER

FIG.40



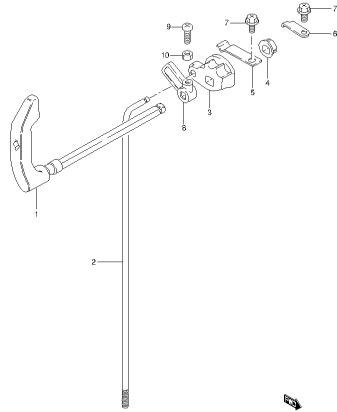
DTR9_15_P40_013_040
CLUTCH LEVER

FIG.41



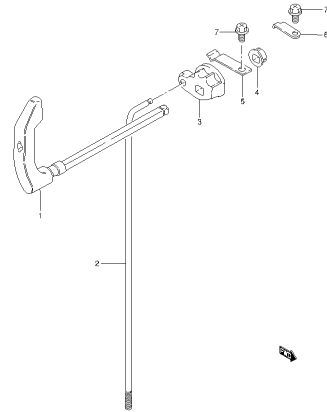
DT8.9_15_P40_013_041
CLUTCH LEVER.

FIG.42



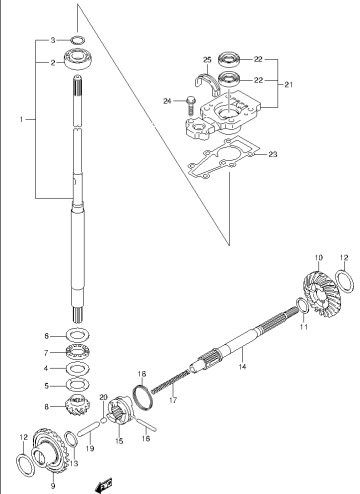
DT8.9_15_P40_013_042
CLUTCH LEVER.

FIG.43



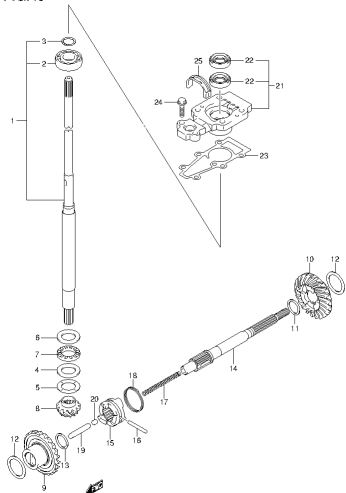
DT8.9_15_P40_013_043
CLUTCH LEVER.

FIG.44



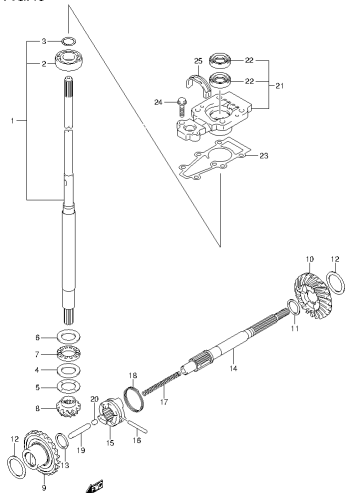
DT8.9_15_P40_013_044
TRANSMISSION.

FIG.45



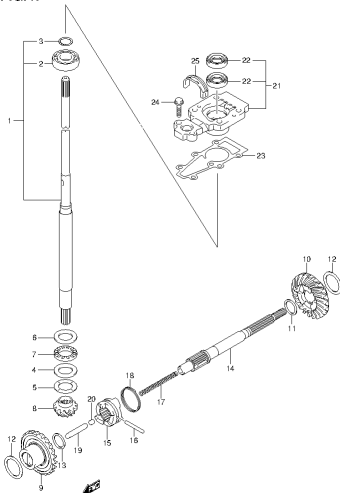
DT8.9_15_P40_013_045
TRANSMISSION

FIG.46



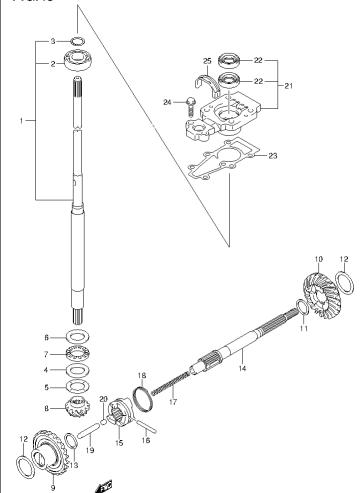
DT8.9_15_P40_013_046
TRANSMISSION

FIG.47



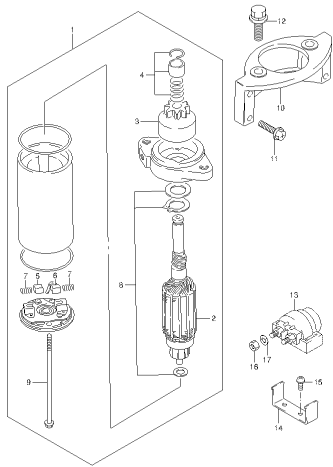
DT8.9_15_P40_013_047
TRANSMISSION

FIG.48



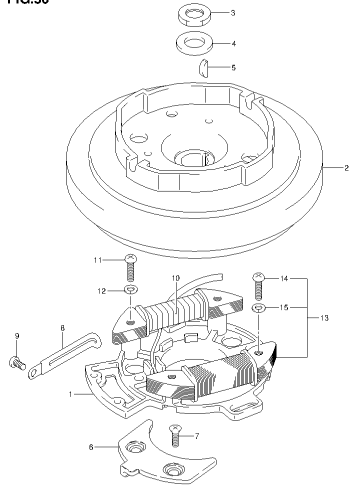
DT8.9_15_P40_013_048
TRANSMISSION

FIG.49



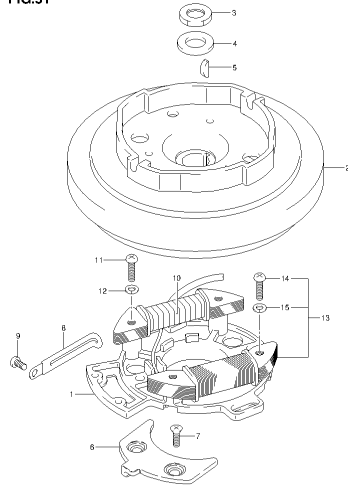
DT89_15_P40_013_049
STARTING MOTOR

FIG.50



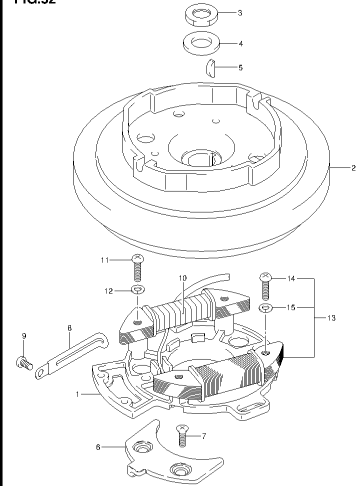
DT89_15_P40_013_050
MAGNETO

FIG.51



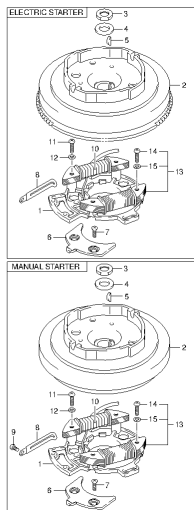
DT89_15_P40_013_051
MAGNETO

FIG.52



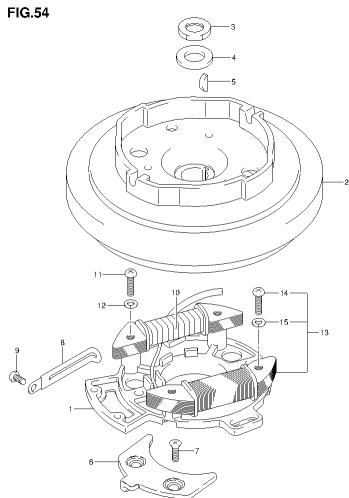
DT89_15_P40_013_052
MAGNETO

FIG.53



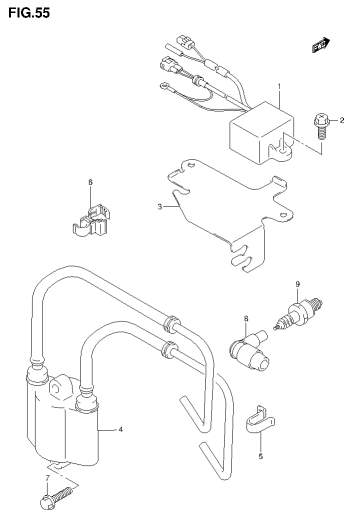
DT89_15_P40_013_053
MAGNETO

FIG.54



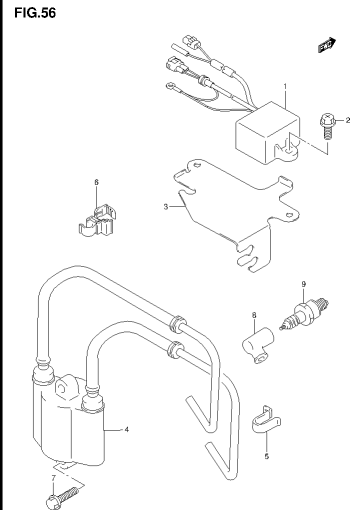
DT89_15_P40_013_054
MAGNETO

FIG.55



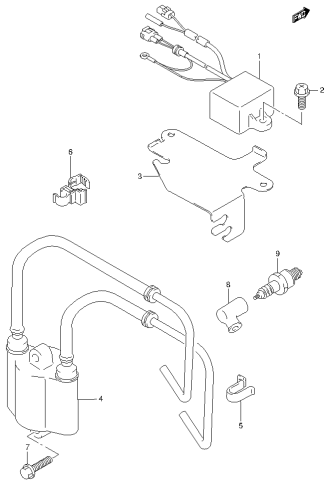
DT89_15_P40_013_055
IGNITION COIL

FIG.56



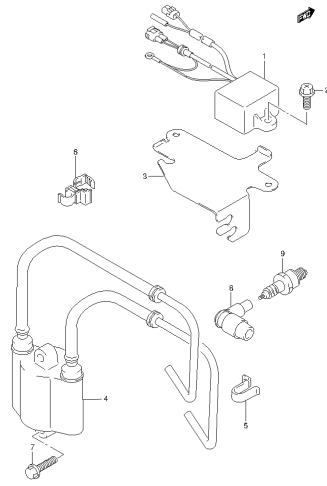
DT89_15_P40_013_056
IGNITION COIL

FIG.57



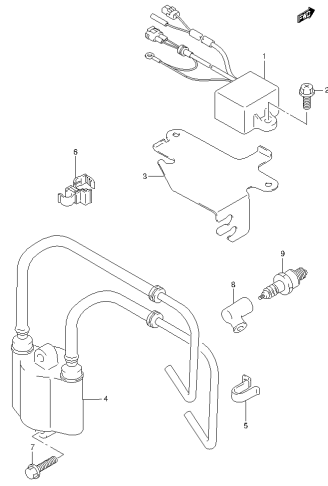
DTB9_15_P40_013_057
IGNITION COIL

FIG.58



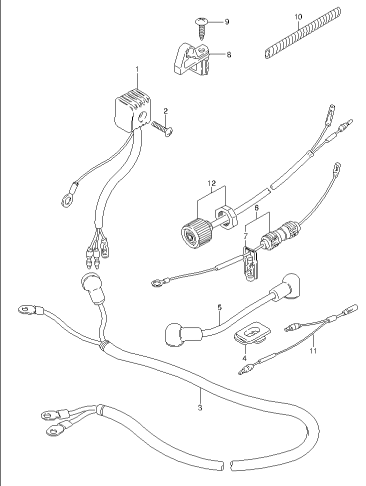
DTB9_15_P40_013_058
IGNITION COIL

FIG.59



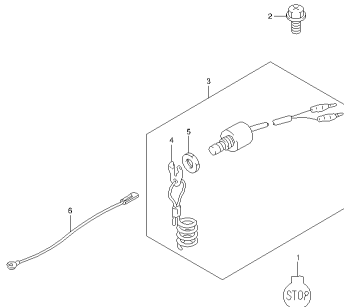
DTB9_15_P40_013_059
IGNITION COIL

FIG.60



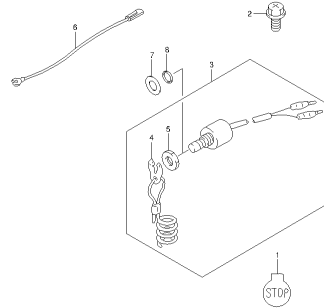
DTB9_15_P40_013_060
HARNESS

FIG.61



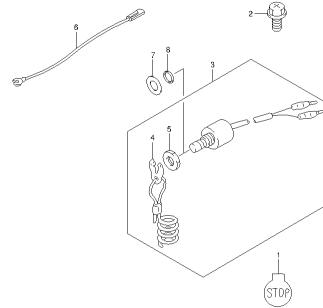
DTB9_15_P40_013_061
ELECTRICAL

FIG.62



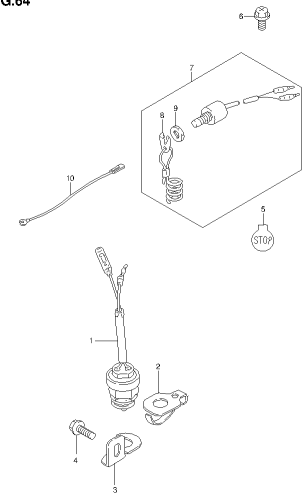
DTB9_15_P40_013_062
ELECTRICAL

FIG.63



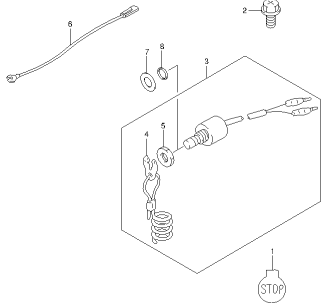
DTB9_15_P40_013_063
ELECTRICAL

FIG.64



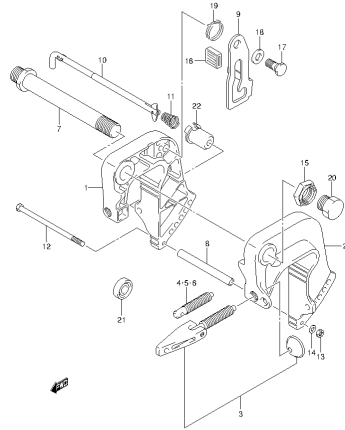
DTB9_15_P40_013_064
ELECTRICAL

FIG.65



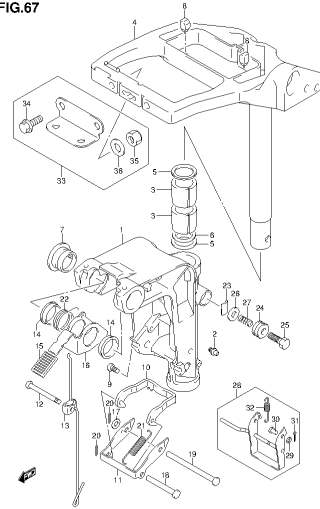
DT89_15_P40_013_065
ELECTRICAL

FIG.66



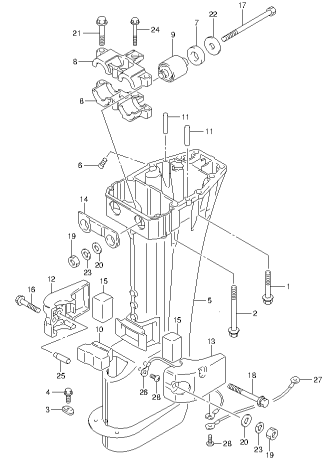
DT89_15_P40_013_066
CLAMP BRACKET

FIG.67



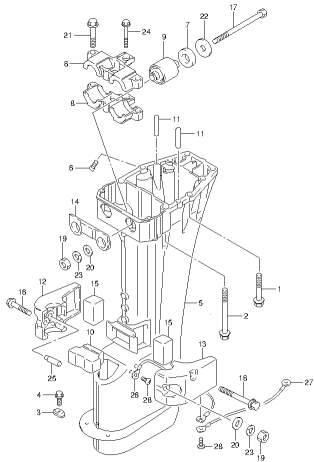
DT89_15_P40_013_067
SWIVEL BRACKET

FIG.68



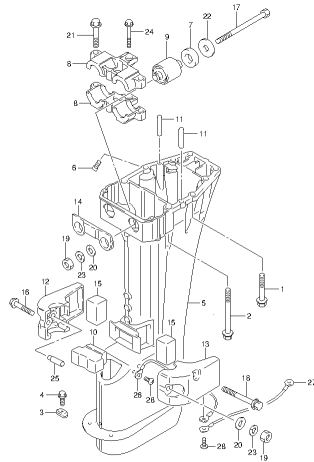
DT89_15_P40_013_068
DRIVE SHAFT HOUSING

FIG.69



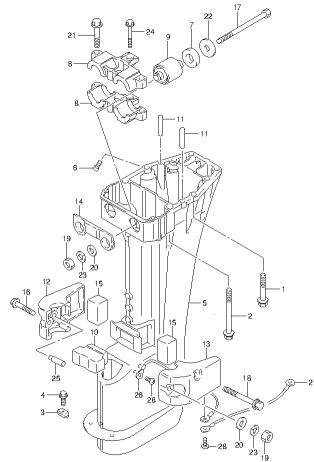
DT89_15_P40_013_069
DRIVE SHAFT HOUSING

FIG.70



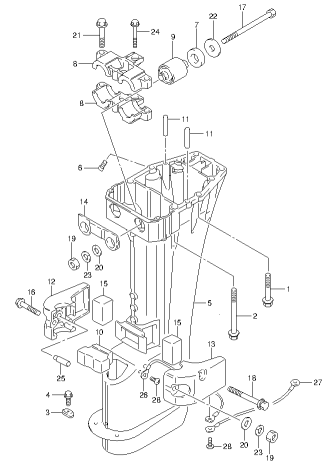
DT89_15_P40_013_070
DRIVE SHAFT HOUSING

FIG.71



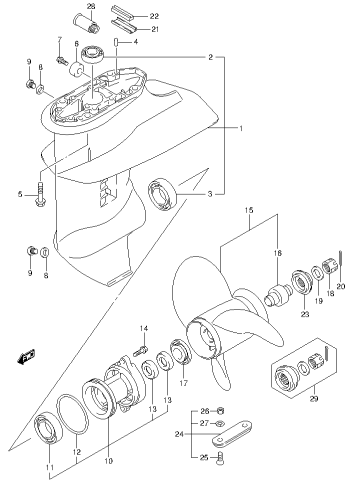
DT89_15_P40_013_071
DRIVE SHAFT HOUSING

FIG.72



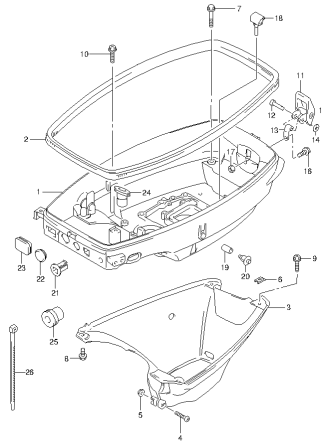
DT89_15_P40_013_072
DRIVE SHAFT HOUSING

FIG.73



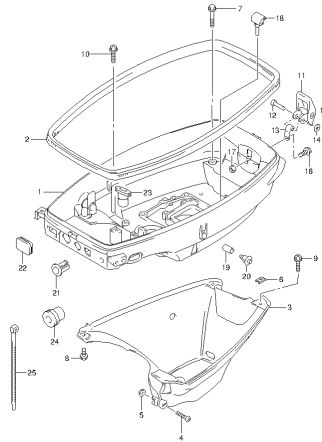
DTB9_15_F40_013_073
GEAR CASE

FIG.74



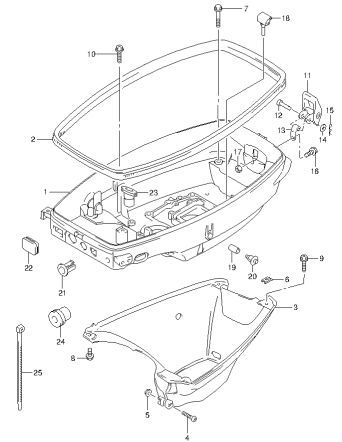
DTB9_15_F40_013_074
LOWER COVER

FIG.75



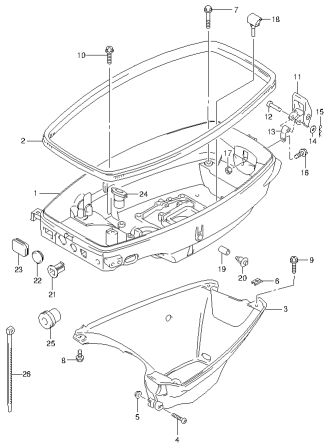
DTB9_15_F40_013_075
LOWER COVER

FIG.76



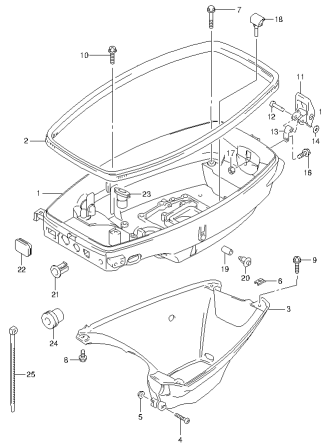
DTB9_15_F40_013_076
LOWER COVER

FIG.77



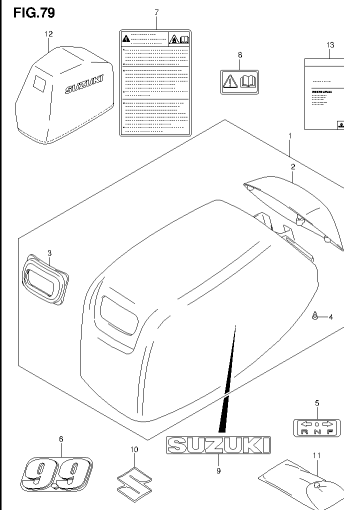
DTB9_15_F40_013_077
LOWER COVER

FIG.78



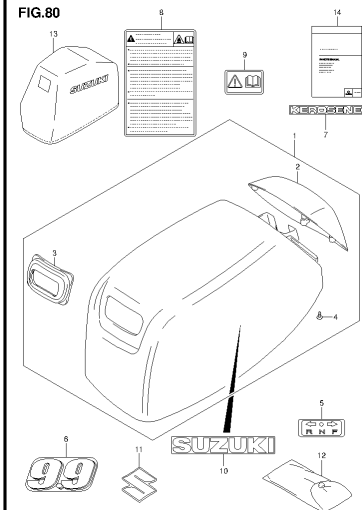
DTB9_15_F40_013_078
LOWER COVER

FIG.79



DTB9_15_F40_013_079
ENGINE COVER

FIG.80



DTB9_15_F40_013_080
ENGINE COVER

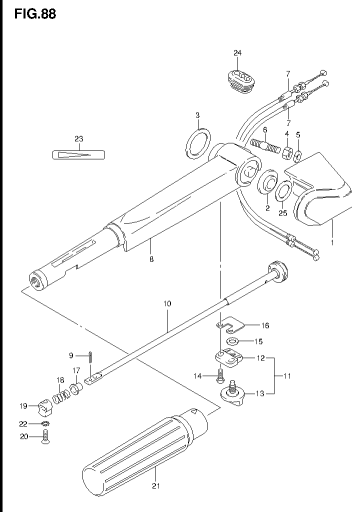
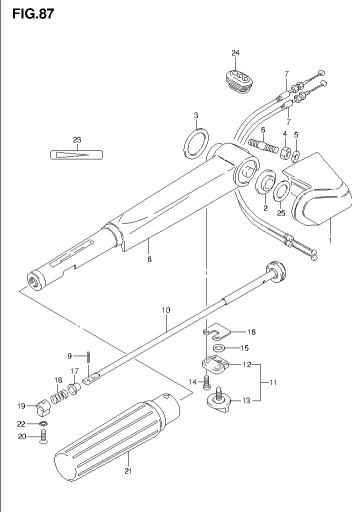
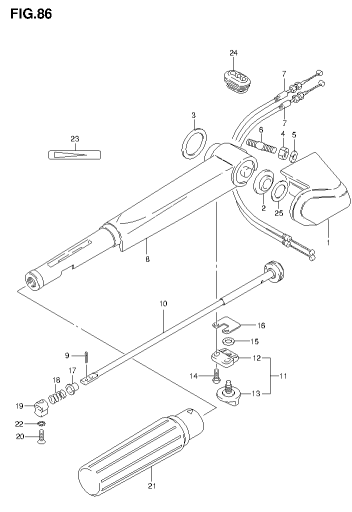
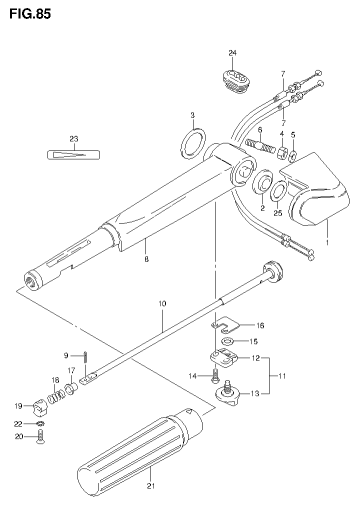
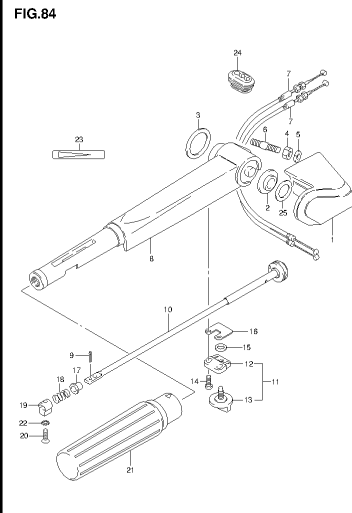
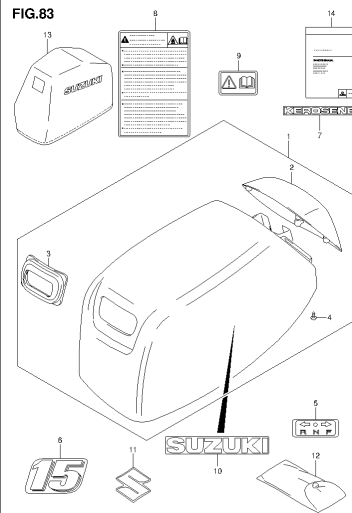
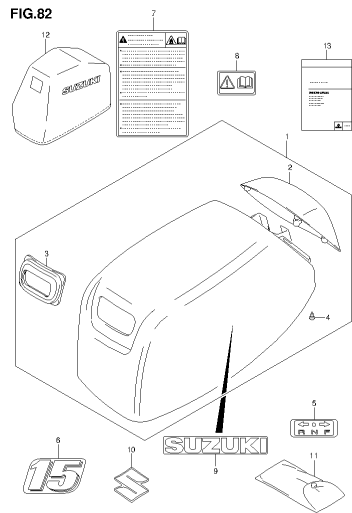
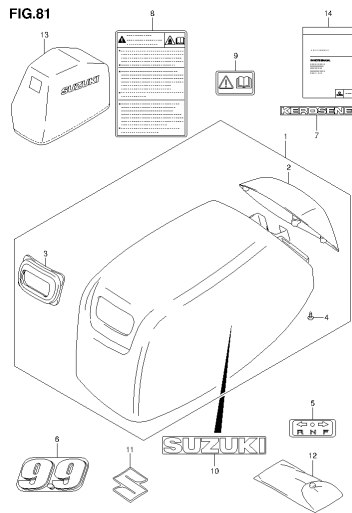
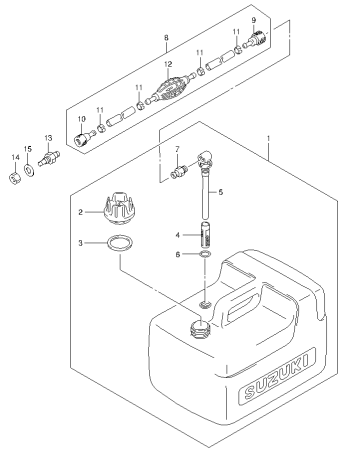
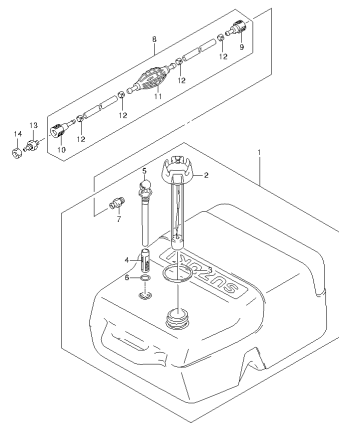


FIG.89



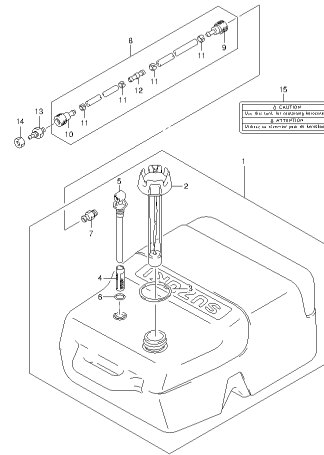
DT89_15_P40_913_069
FUEL TANK (RES IN CL)

FIG.90



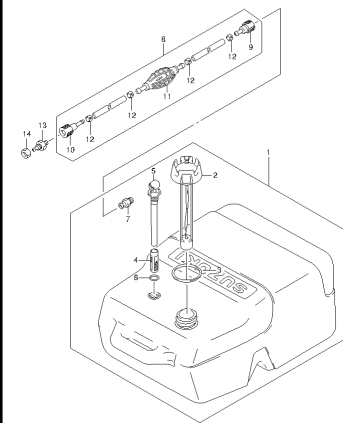
DT89_15_P40_913_090
FUEL TANK (RES IN ZSL)

FIG.91



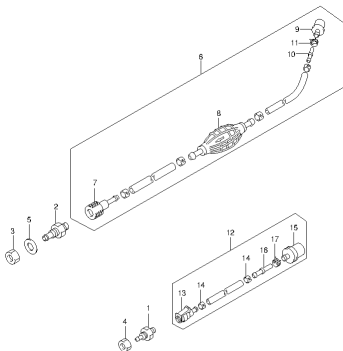
DT89_15_P40_913_091
FUEL TANK (RES IN ZSL)

FIG.92



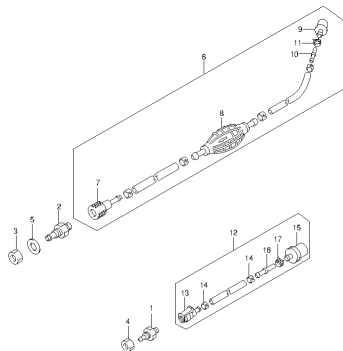
DT89_15_P40_913_092
FUEL TANK (RES IN ZSL)

FIG.93



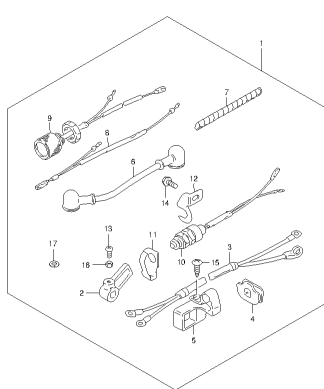
DT89_15_P40_913_093
FUEL HOSE

FIG.94



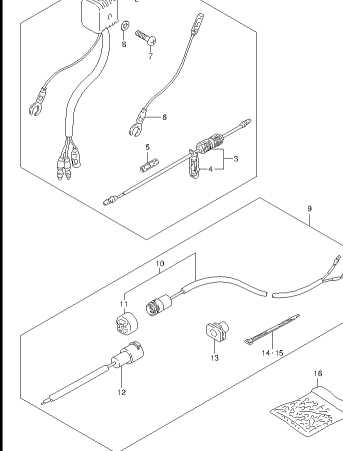
DT89_15_P40_913_094
FUEL HOSE

FIG.95



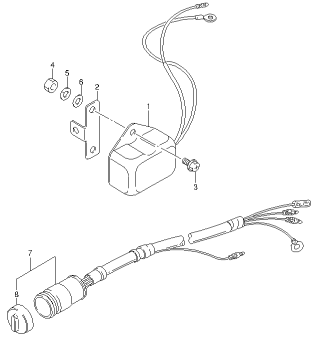
DT89_15_P40_913_095
OPT. STARTER MOTOR

FIG.96



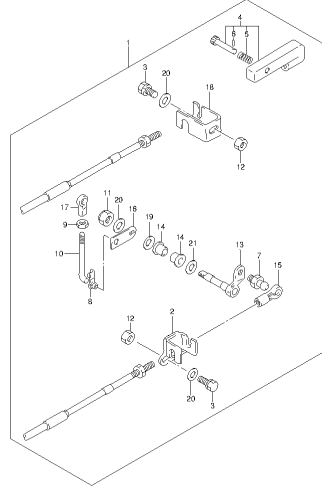
DT89_15_P40_913_096
OPT. ELECTRICAL (1)

FIG.97



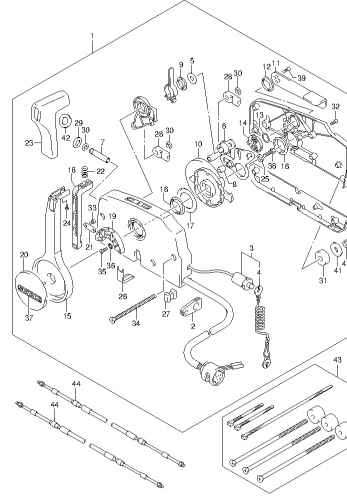
DT8.9_15_F40_013_097
OFF - ELECTRICAL (2)

FIG.98



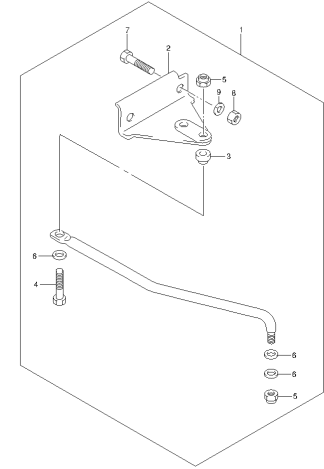
DT8.9_15_F40_013_098
OFF - REMOTE CONTROL PARTS

FIG.99



DT8.9_15_F40_013_099
OFF - REMOTE CONTROL

FIG.100



DT8.9_15_F40_013_100
OFF - DRAG LINK

FIG.1

FIG.1 (1-B-2) CYLINDER (DT9.9 P40)

REF NO.	PART NO.	DESCRIPTION	Q'TY	REMARKS
1	11110-90L20	CYLINDER HEAD	1	
2	11141-93960	GASKET, CYLINDER HEAD	1	
3	01580-08407	BOLT	10	
4	11300-90L11	CYLINDER ASSY	1	
5	04211-09109	.KNOCK PIN	2	
6	01560-06657	.BOLT	2	
7	01560-06457	.BOLT	2	
8	01560-08457	.BOLT	6	
9	14151-90L00	GASKET, EXHAUST COVER	2	
10	14131-90L10	PLATE, EXHAUST COVER	1	
11	14141-90L00	COVER, EXHAUST	1	
12	01550-06257	BOLT	9	
13	17681-90L10	COVER, THERMOSTAT	1	
14	17685-91D00	GASKET, THERMOSTAT COVER	1	
15	01560-06357	BOLT	3	
16	17670-93962	THERMOSTAT (50C)	1	

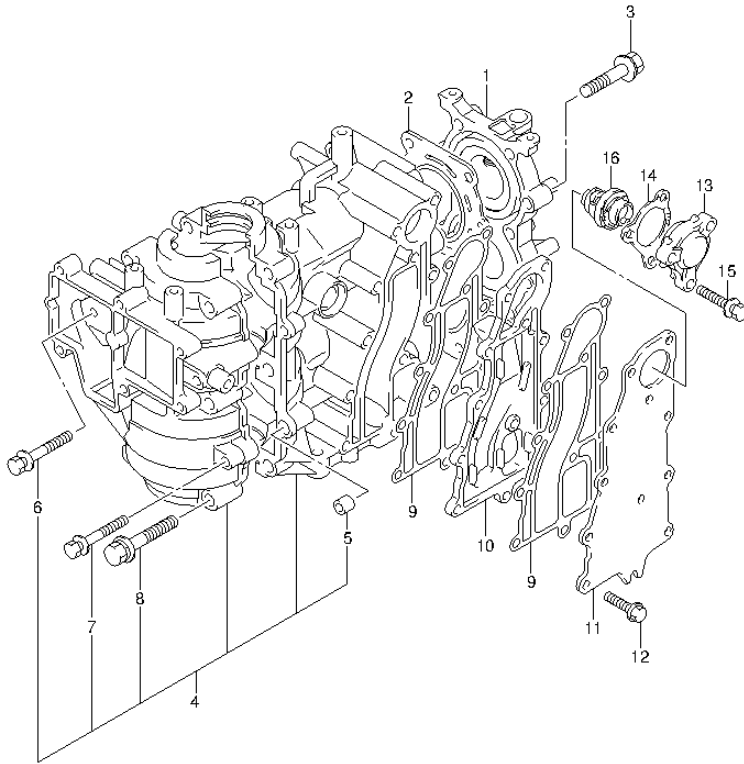


FIG.2

FIG.2 (1-B-3) CYLINDER (DT9.9K P40)

REF NO.	PART NO.	DESCRIPTION	Q'TY	REMARKS
1	11110-90L30	CYLINDER HEAD	1	
2	11141-93960	GASKET, CYLINDER HEAD	1	
3	01580-08407	BOLT	10	
4	11300-90L11	CYLINDER ASSY	1	
5	04211-09109	.KNOCK PIN	2	
6	01560-06657	.BOLT	2	
7	01560-06457	.BOLT	2	
8	01560-08457	.BOLT	6	
9	14151-90L00	GASKET, EXHAUST COVER	2	
10	14131-90L10	PLATE, EXHAUST COVER	1	
11	14141-90L00	COVER, EXHAUST	1	
12	01550-06257	BOLT	9	
13	17681-90L10	COVER, THERMOSTAT	1	
14	17685-91D00	GASKET, THERMOSTAT COVER	1	
15	01560-06357	BOLT	3	
16	17670-93953	THERMOSTAT (60C)	1	

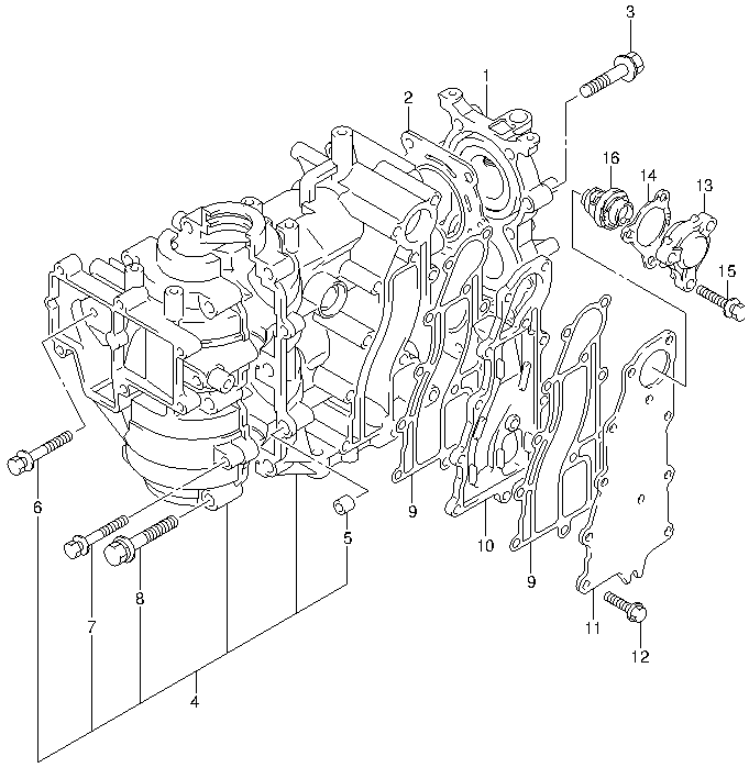


FIG.3

FIG.3 (1-B-4) CYLINDER (DT9.9K P36)

REF NO.	PART NO.	DESCRIPTION	Q'TY	REMARKS
1	11110-90L30	CYLINDER HEAD	1	
2	11141-93960	GASKET, CYLINDER HEAD	1	
3	01580-08407	BOLT	10	
4	11300-90L11	CYLINDER ASSY	1	
5	04211-09109	.KNOCK PIN	2	
6	01560-06657	.BOLT	2	
7	01560-06457	.BOLT	2	
8	01560-08457	.BOLT	6	
9	14151-90L00	GASKET, EXHAUST COVER	2	
10	14131-90L10	PLATE, EXHAUST COVER	1	
11	14141-90L00	COVER, EXHAUST	1	
12	01550-06257	BOLT	9	
13	17681-90L10	COVER, THERMOSTAT	1	
14	17685-91D00	GASKET, THERMOSTAT COVER	1	
15	01560-06357	BOLT	3	
16	17670-93953	THERMOSTAT (60C)	1	

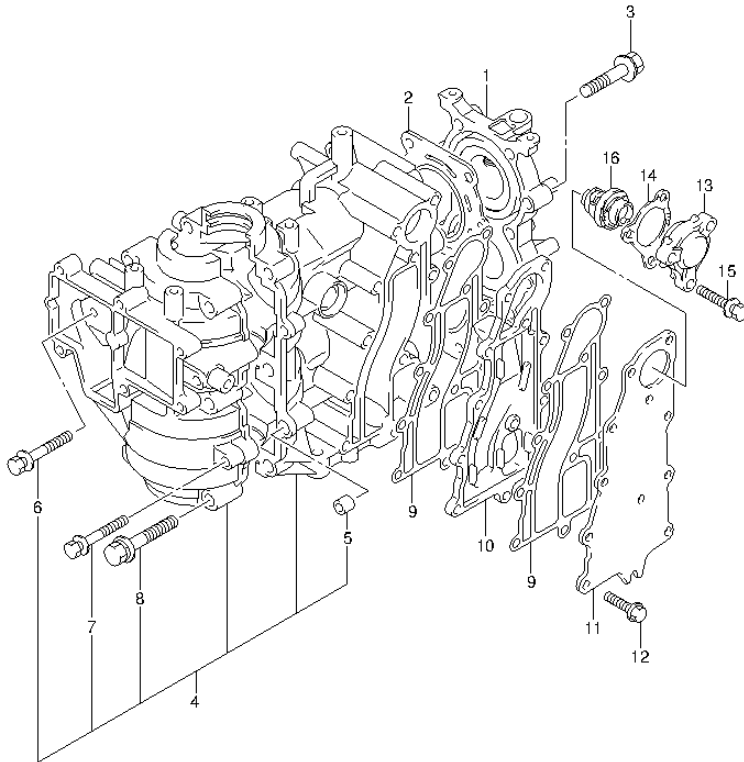


FIG.4

FIG.4 (1-B-5) CYLINDER (DT15 P40)

REF NO.	PART NO.	DESCRIPTION	Q'TY	REMARKS
1	11110-90L20	CYLINDER HEAD	1	
2	11141-93960	GASKET, CYLINDER HEAD	1	
3	01580-08407	BOLT	10	
4	11300-90L11	CYLINDER ASSY	1	
5	04211-09109	.KNOCK PIN	2	
6	01560-06657	.BOLT	2	
7	01560-06457	.BOLT	2	
8	01560-08457	.BOLT	6	
9	14151-90L00	GASKET, EXHAUST COVER	2	
10	14131-90L10	PLATE, EXHAUST COVER	1	
11	14141-90L00	COVER, EXHAUST	1	
12	01550-06257	BOLT	9	
13	17681-90L10	COVER, THERMOSTAT	1	
14	17685-91D00	GASKET, THERMOSTAT COVER	1	
15	01560-06357	BOLT	3	
16	17670-93962	THERMOSTAT (50C)	1	

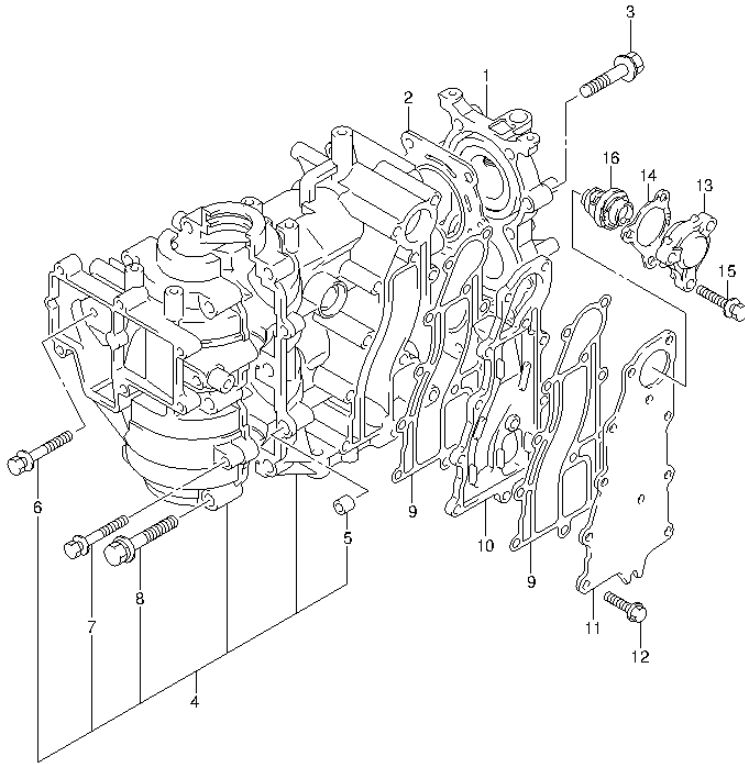


FIG.5

FIG.5 (1-B-6) CYLINDER (DT15K P36)

REF NO.	PART NO.	DESCRIPTION	Q'TY	REMARKS
1	11110-90L30	CYLINDER HEAD	1	
2	11141-93960	GASKET, CYLINDER HEAD	1	
3	01580-08407	BOLT	10	
4	11300-90L11	CYLINDER ASSY	1	
5	04211-09109	.KNOCK PIN	2	
6	01560-06657	.BOLT	2	
7	01560-06457	.BOLT	2	
8	01560-08457	.BOLT	6	
9	14151-90L00	GASKET, EXHAUST COVER	2	
10	14131-90L10	PLATE, EXHAUST COVER	1	
11	14141-90L00	COVER, EXHAUST	1	
12	01550-06257	BOLT	9	
13	17681-90L10	COVER, THERMOSTAT	1	
14	17685-91D00	GASKET, THERMOSTAT COVER	1	
15	01560-06357	BOLT	3	
16	17670-94402	THERMOSTAT (60C)	1	

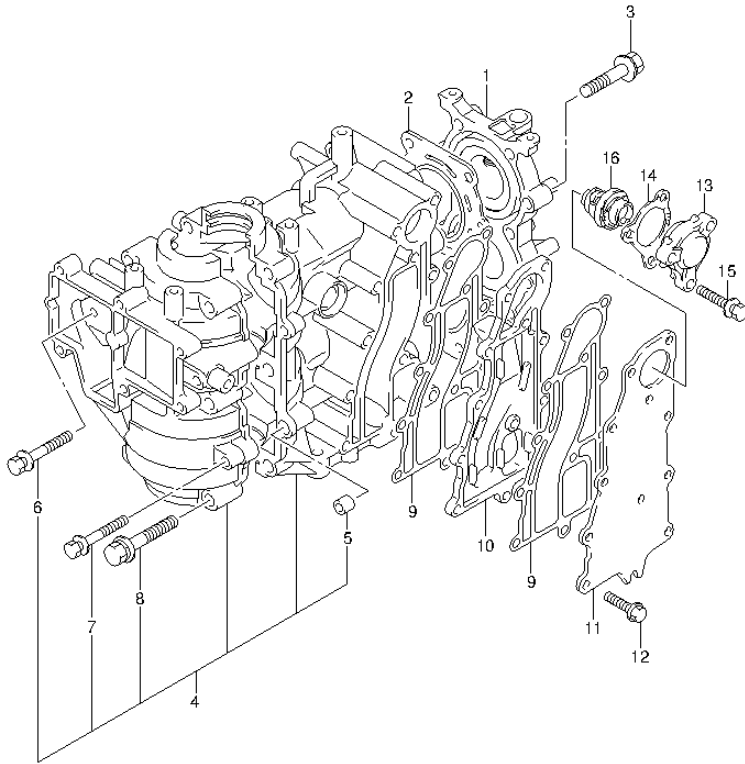


FIG.6

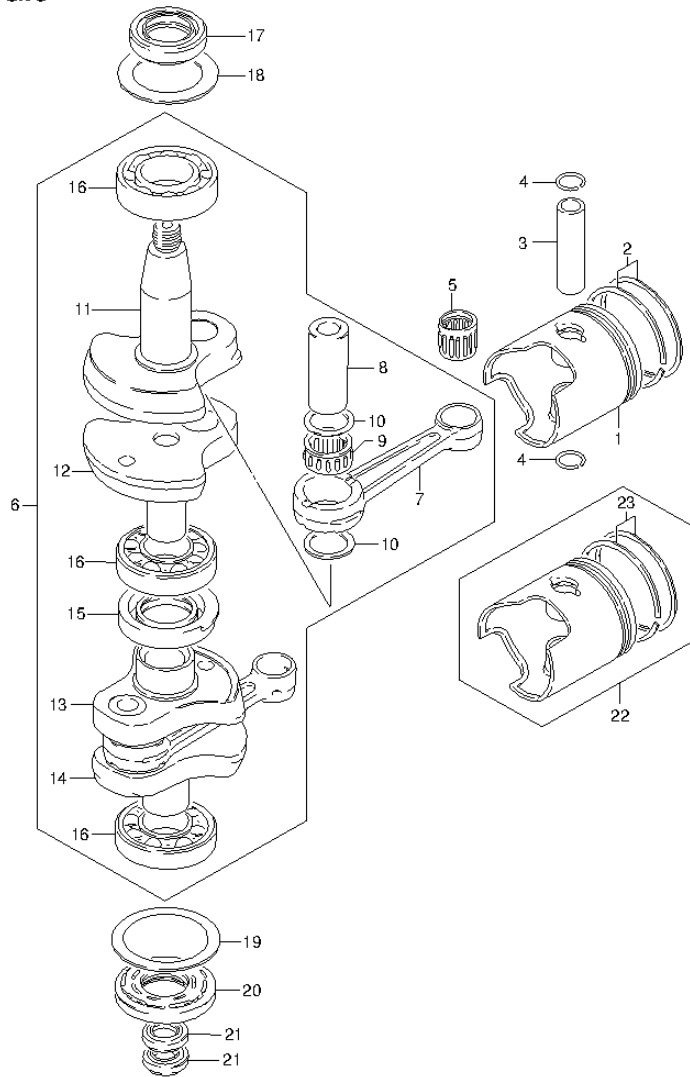


FIG.6 (1-B-7) CRANKSHAFT

REF NO.	PART NO.	DESCRIPTION	Q'TY	REMARKS
1	12110-90L00-0B0	PISTON	2	
2	12140-90L00	RING SET, PISTON	2	
3	12151-90L00	PIN, PISTON	2	
4	09381-14001	SNAP RING	4	
5	09263-14L02	BEARING (14X18X19.8)	2	
6	12200-90L11	CRANKSHAFT ASSY	1	
7	12161-90L00	.ROD, CONNECTING	2	
8	12211-90L00	.PIN, CRANK	2	
9	09263-20L03	.BEARING (20X27X16)	2	
10	09160-20052	.WASHER (20X34X1)	4	
11	12221-90L10	.CRANKSHAFT, UPPER	1	
12	12231-90L10	.WHEEL, MIDDLE UPPER	1	
13	12232-90L10	.WHEEL, MIDDLE UNDER	1	
14	12240-90L10	.CRANKSHAFT, UNDER	1	
15	09289-30L01	.OIL SEAL (30X56.5X10)	1	
16	09262-25L09	.BEARING (25X52X15)	3	
17	09283-25035	OIL SEAL (25X40X7)	1	
18	09160-36003	WASHER (36X52X1)	1	
19	09160-46004	WASHER (44X57X2)	1	
20	09283-25L05	OIL SEAL (25X52X7)	1	
21	09282-12L04	OIL SEAL (12X25X7)	2	
22	12100-90L00-050	PISTON/RING SET (OS:0.50)	2	OPT
23	12140-93140-050	.RING SET, PISTON (OS:0.50)	2	OPT

FIG.7

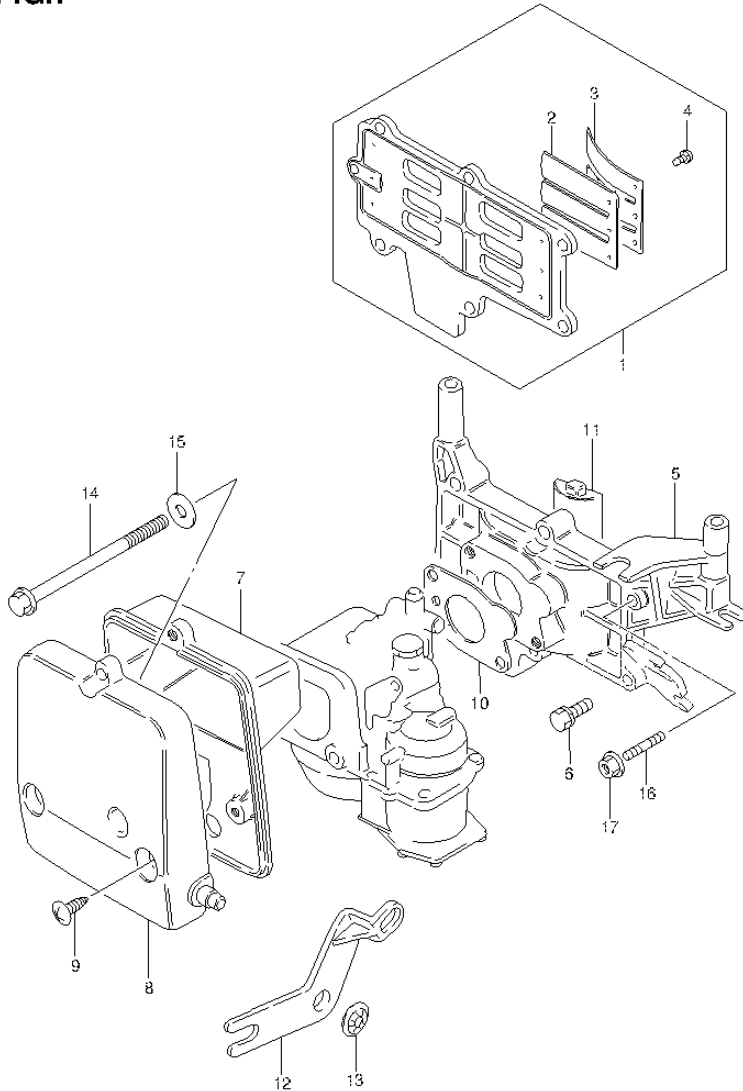


FIG.7 (1-B-8) INLET CASE (DT9.9 P40)

REF NO.	PART NO.	DESCRIPTION	Q'TY	REMARKS
1	13150-93910	REED VALVE ASSY	1	
2	13153-65010	.REED VALVE	2	
3	13152-93910	.STOPPER, REED VALVE	2	
4	02112-3306A	.SCREW	6	
5	12481-90L00	CASE, INLET	1	
6	01550-06357	BOLT	4	
7	13811-93950	CASE, SILENCER	1	
8	13812-93900	COVER, SILENCER	1	
9	03241-0516A	SCREW	3	
10	13125-91D00	GASKET, CARBURETOR	1	
11	12485-93900	PIECE, INLET CASE	1	
12	13633-93900	LEVER, CHOKE	1	
13	09148-06008	NUT	1	
14	01550-06907	BOLT	2	
15	09160-06066	WASHER (6.5X20X1.6)	2	
16	01421-06307	STUD BOLT	2	
17	08316-10067	NUT	2	

FIG.8

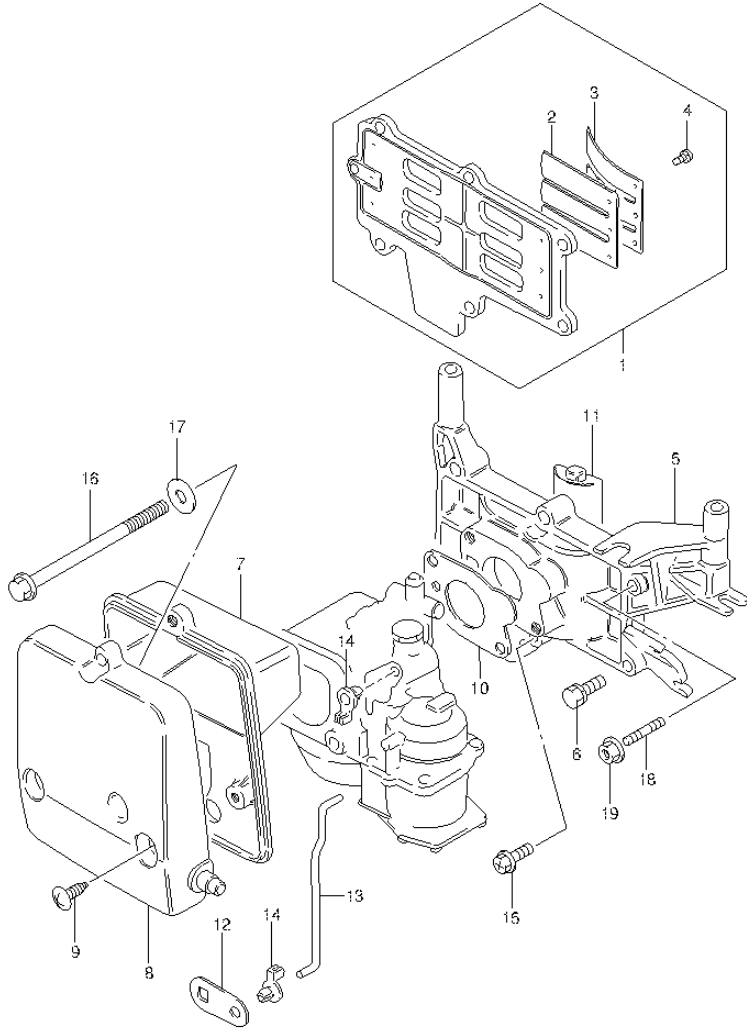


FIG.8 (1-B-9) INLET CASE (DT9.9K P40)

REF NO.	PART NO.	DESCRIPTION	Q'TY	REMARKS
1	13150-93920	REED VALVE ASSY	1	
2	13153-65010	.REED VALVE	2	
3	13152-93920	.STOPPER, REED VALVE	2	
4	02112-3306A	.SCREW	6	
5	12481-90L00	CASE, INLET	1	
6	01550-06357	BOLT	4	
7	13811-93950	CASE, SILENCER	1	
8	13812-93900	COVER, SILENCER	1	
9	03241-0516A	SCREW	3	
10	13125-91D00	GASKET, CARBURETOR	1	
11	12485-93900	PIECE, INLET CASE	1	
12	13633-93950	LEVER, CHOKE	1	
13	13634-93952	ROD, CHOKE LEVER	1	
14	13635-93950	CONNECTOR, CHOKE	2	
15	02162-05127	SCREW	1	
16	01550-06907	BOLT	2	
17	09160-06066	WASHER (6.5X20X1.6)	2	
18	01421-06307	STUD BOLT	2	
19	08316-10067	NUT	2	

FIG.9

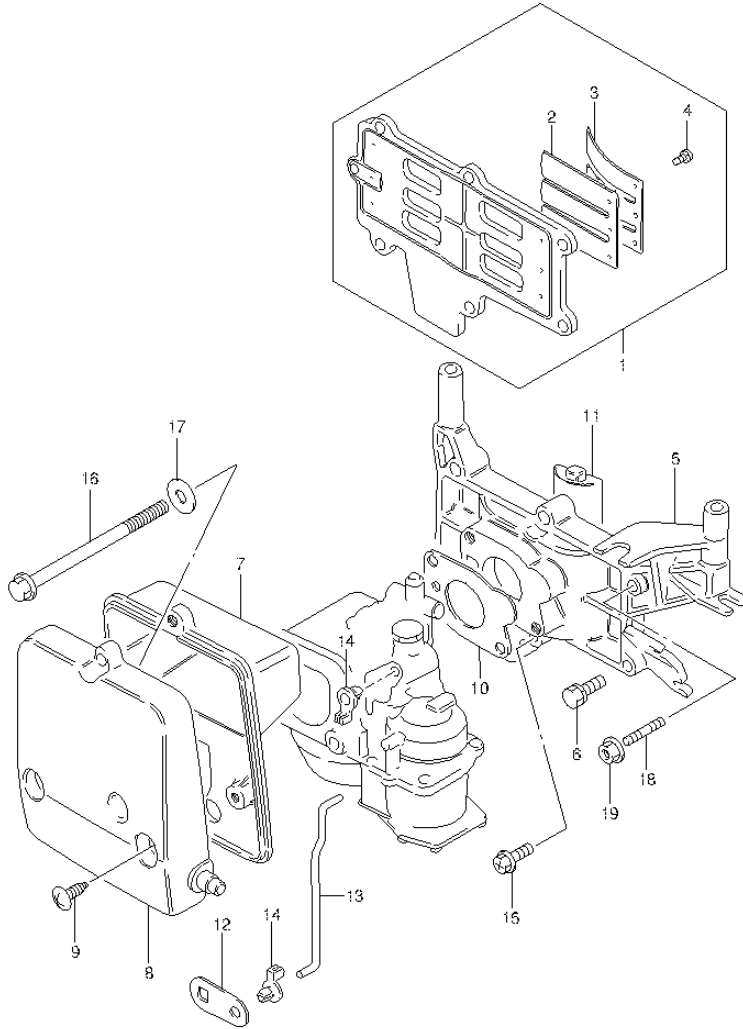


FIG.9 (1-B-10) INLET CASE (DT9.9K P36)

REF NO.	PART NO.	DESCRIPTION	Q'TY	REMARKS
1	13150-93920	REED VALVE ASSY	1	
2	13153-65010	.REED VALVE	2	
3	13152-93920	.STOPPER, REED VALVE	2	
4	02112-3306A	.SCREW	6	
5	12481-90L00	CASE, INLET	1	
6	01550-06357	BOLT	4	
7	13811-93950	CASE, SILENCER	1	
8	13812-93900	COVER, SILENCER	1	
9	03241-0516A	SCREW	3	
10	13125-91D00	GASKET, CARBURETOR	1	
11	12485-93900	PIECE, INLET CASE	1	
12	13633-93950	LEVER, CHOKE	1	
13	13634-93952	ROD, CHOKE LEVER	1	
14	13635-93950	CONNECTOR, CHOKE	2	
15	02162-05127	SCREW	1	
16	01550-06907	BOLT	2	
17	09160-06066	WASHER (6.5X20X1.6)	2	
18	01421-06307	STUD BOLT	2	
19	08316-10067	NUT	2	

FIG.10

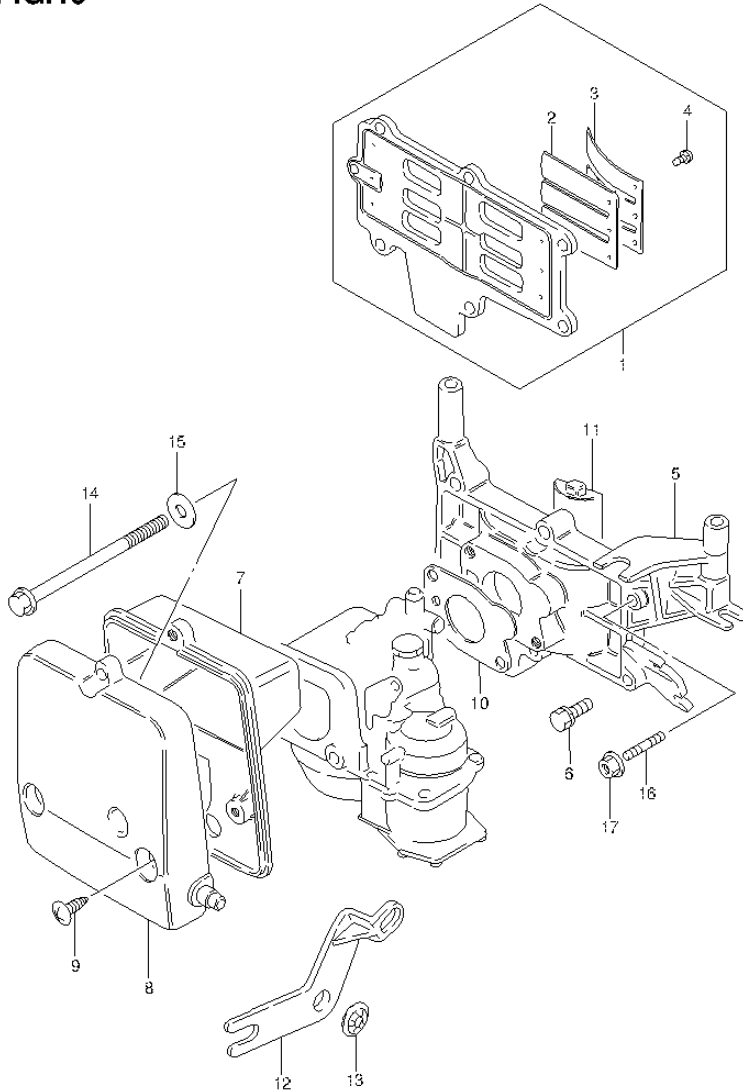


FIG.10 (1-B-11) INLET CASE (DT15 P40)

REF NO.	PART NO.	DESCRIPTION	Q'TY	REMARKS
1	13150-93900	REED VALVE ASSY	1	
2	13153-65010	.REED VALVE	2	
3	13152-93900	.STOPPER, REED VALVE	2	
4	02112-3306A	.SCREW	6	
5	12481-90L00	CASE, INLET	1	
6	01550-06357	BOLT	4	
7	13811-93950	CASE, SILENCER	1	
8	13812-93900	COVER, SILENCER	1	
9	03241-0516A	SCREW	3	
10	13125-91D00	GASKET, CARBURETOR	1	
11	12485-93900	PIECE, INLET CASE	1	
12	13633-93900	LEVER, CHOKE	1	
13	09148-06008	NUT	1	
14	01550-06907	BOLT	2	
15	09160-06066	WASHER (6.5X20X1.6)	2	
16	01421-06307	STUD BOLT	2	
17	08316-10067	NUT	2	

FIG.11

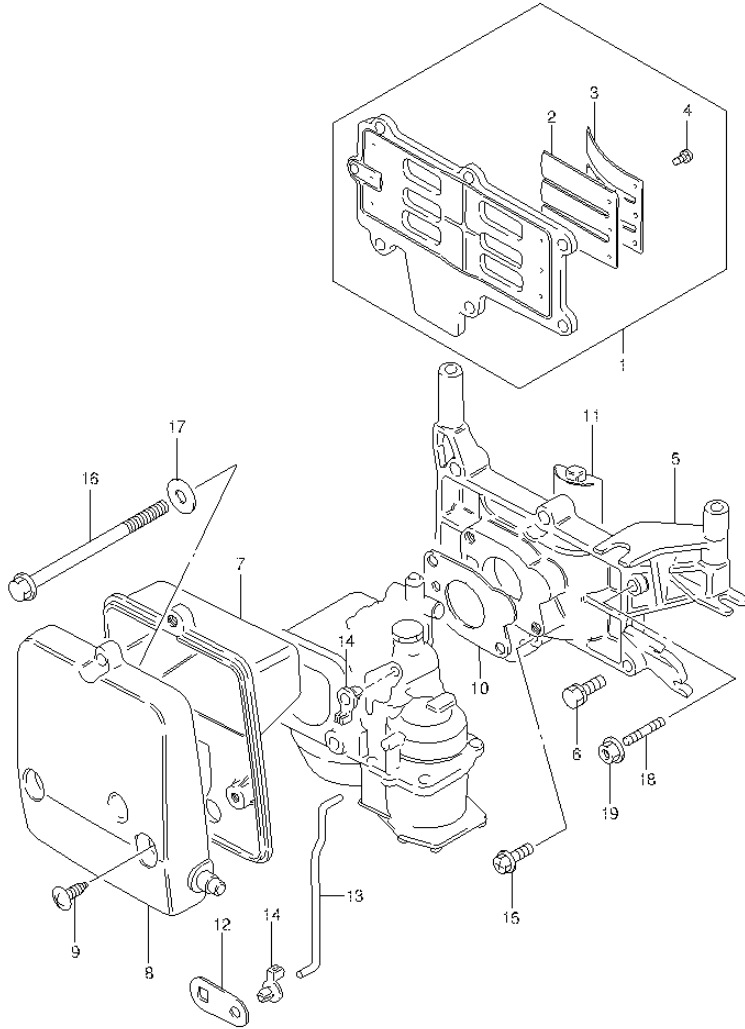


FIG.11 (1-B-12) INLET CASE (DT15K P36)

REF NO.	PART NO.	DESCRIPTION	Q'TY	REMARKS
1	13150-93900	REED VALVE ASSY	1	
2	13153-65010	.REED VALVE	2	
3	13152-93900	.STOPPER, REED VALVE	2	
4	02112-3306A	.SCREW	6	
5	12481-90L00	CASE, INLET	1	
6	01550-06357	BOLT	4	
7	13811-93950	CASE, SILENCER	1	
8	13812-93900	COVER, SILENCER	1	
9	03241-0516A	SCREW	3	
10	13125-91D00	GASKET, CARBURETOR	1	
11	12485-93900	PIECE, INLET CASE	1	
12	13633-93950	LEVER, CHOKE	1	
13	13634-93952	ROD, CHOKE LEVER	1	
14	13635-93950	CONNECTOR, CHOKE	2	
15	02162-05127	SCREW	1	
16	01550-06907	BOLT	2	
17	09160-06066	WASHER (6.5X20X1.6)	2	
18	01421-06307	STUD BOLT	2	
19	08316-10067	NUT	2	

FIG.12

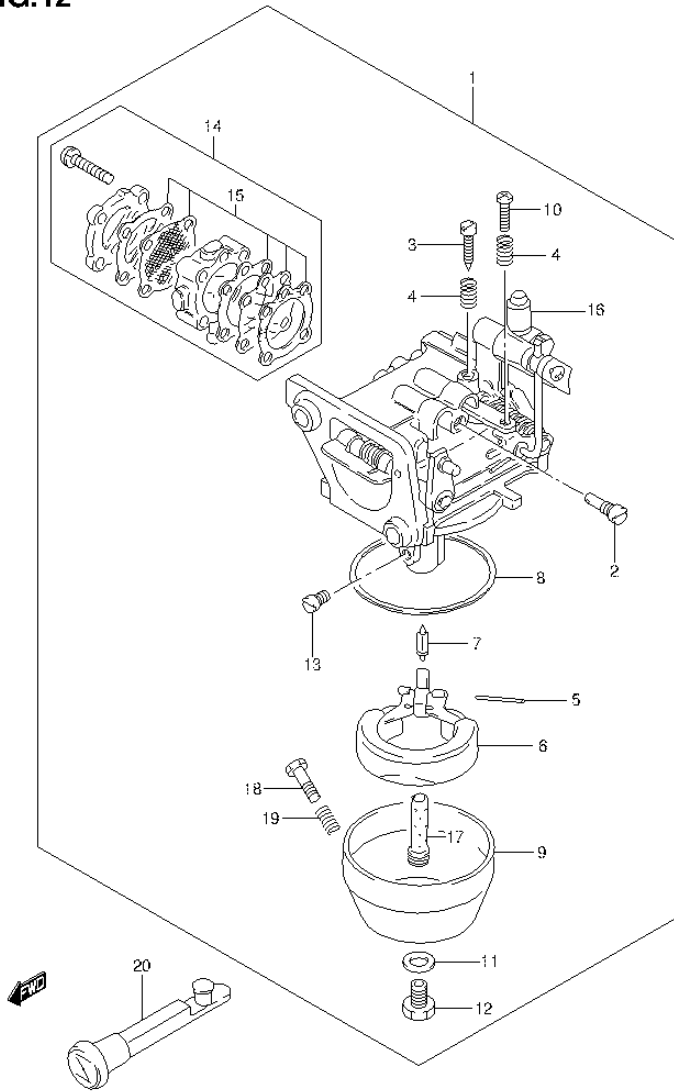


FIG.12 (1-B-13) CARBURETOR (DT9.9 P40)

REF NO.	PART NO.	DESCRIPTION	Q'TY	REMARKS
1	13200-939D1	CARBURETOR ASSY	1	
2	09492-50008	.JET, PILOT	1	
3	13661-93900	.SCREW, PILOT	1	
4	13268-96111	.SPRING, THROTTLE	2	
5	13254-98100	.PIN, FLOAT	1	
6	13250-98110	.FLOAT	1	
7	13371-98100	.NEEDLE	1	
8	13251-98100	.GASKET, FLOAT CHAMBER	1	
9	13245-98110	.CHAMBER, FLOAT	1	
10	13267-93900	.SCREW, THROTTLE STOP	1	
11	13343-98100	.GASKET	1	
12	13613-98100	.BOLT	1	
13	09491-22013	.JET, MAIN (110)	1	
14	15100-93911	.PUMP ASSY, SET	1	
15	15170-93911	.DIAPHRAGM SET	1	
16	13521-93910	.RING	1	
17	13235-93940	.NOZZLE, MAIN	1	
18	13616-93900	.ADJUSTER	1	
19	13268-96111	.SPRING	1	
20	13631-93910	KNOB, CHOKE LEVER	1	

FIG.13

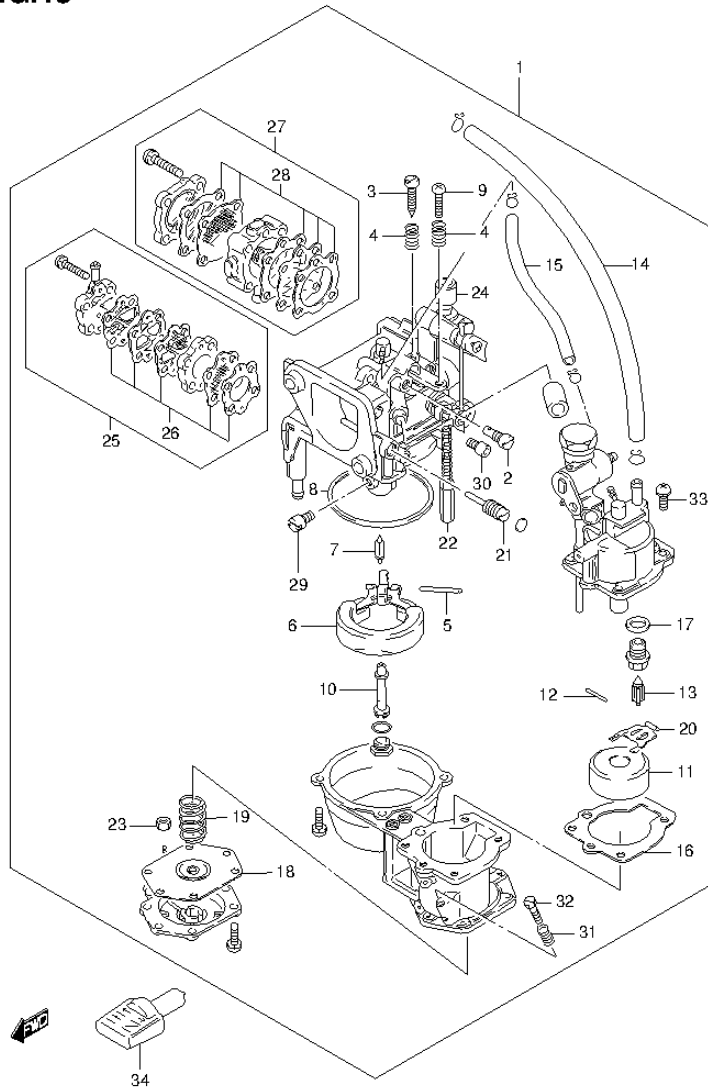


FIG.13 (1-B-14) CARBURETOR (DT9.9K P40)

REF NO.	PART NO.	DESCRIPTION	Q'TY	REMARKS
1	13200-939H1	CARBURETOR ASSY	1	
2	09492-55009	.JET, PILOT	1	
3	13661-93900	.SCREW, PILOT	1	
4	13268-96111	.SPRING, THROTTLE	2	
5	13254-98100	.PIN, FLOAT	1	
6	13250-98110	.FLOAT	1	
7	13371-98100	.NEEDLE	1	
8	13251-98100	.GASKET, FLOAT CHAMBER	1	
9	13267-93900	.SCREW, THROTTLE STOP	1	
10	13235-93950	.NOZZLE	1	
11	13270-94350	.FLOAT	1	
12	13254-98410	.PIN	1	
13	13370-94350	.VALVE ASSY, NEEDLE	1	
14	09355-45855-600	.HOSE (4.5X8.5X600)	1	
15	13652-93950	.HOSE	1	
16	13265-93950	.GASKET	1	
17	13392-58600	.PACKING	1	
18	13450-93950	.MEMBRANE ASSY	1	
19	13441-94350	.SPRING	1	
20	13282-94350	.ARM	1	
21	13443-94350	.VALVE ASSY	1	
22	13599-95211	.NUT	1	
23	13599-95210	.NUT	1	
24	13521-93910	.RING	1	
25	15100-93951	.PUMP ASSY, FUEL	1	FOR GASOLINE
26	15170-93951	..DIAPHRAGM SET	1	FOR GASOLINE
27	15100-93911	.PUMP ASSY, FUEL	1	FOR KEROSENE
28	15170-93911	..DIAPHRAGM SET	1	FOR KEROSENE
29	09491-20025	.JET, MAIN (102.5)	1	
30	09493-32003	.JET AIR (1.6)	1	
31	13268-96111	.SPRING	2	
32	13616-93900	.ADJUSTER	1	
33	13249-93900	.SCREW	8	
34	13631-93960	KNOB, CHOKE LEVER	1	

FIG.14

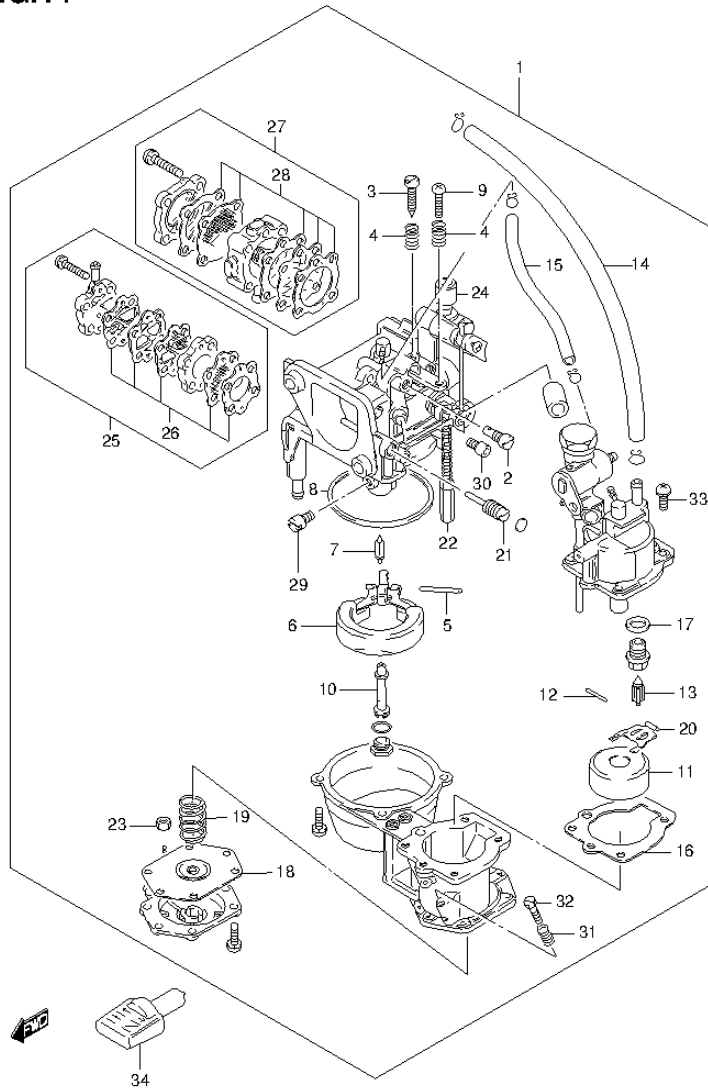


FIG.14 (1-B-15) CARBURETOR (DT9.9K P36)

REF NO.	PART NO.	DESCRIPTION	Q'TY	REMARKS
1	13200-939B1	CARBURETOR ASSY	1	
2	09492-40010	.JET, PILOT	1	
3	13661-93900	.SCREW, PILOT	1	
4	13268-96111	.SPRING, THROTTLE	2	
5	13254-98100	.PIN, FLOAT	1	
6	13250-98110	.FLOAT	1	
7	13371-98100	.NEEDLE	1	
8	13251-98100	.GASKET, FLOAT CHAMBER	1	
9	13267-93900	.SCREW, THROTTLE STOP	1	
10	13235-93950	.NOZZLE	1	
11	13270-94350	.FLOAT	1	
12	13254-98410	.PIN	1	
13	13370-94350	.VALVE ASSY, NEEDLE	1	
14	09355-45855-600	.HOSE (4.5X8.5X600)	1	
15	13652-93950	.HOSE	1	
16	13265-93950	.GASKET	1	
17	13392-58600	.PACKING	1	
18	13450-93950	.MEMBRANE ASSY	1	
19	13441-94350	.SPRING	1	
20	13282-94350	.ARM	1	
21	13443-94350	.VALVE ASSY	1	
22	13599-95211	.NUT	1	
23	13599-95210	.NUT	1	
24	13521-93910	.RING	1	
25	15100-93951	.PUMP ASSY, FUEL	1	FOR GASOLINE
26	15170-93951	..DIAPHRAGM SET	1	FOR GASOLINE
27	15100-93911	.PUMP ASSY, FUEL	1	FOR KEROSENE
28	15170-93911	..DIAPHRAGM SET	1	FOR KEROSENE

FIG.14

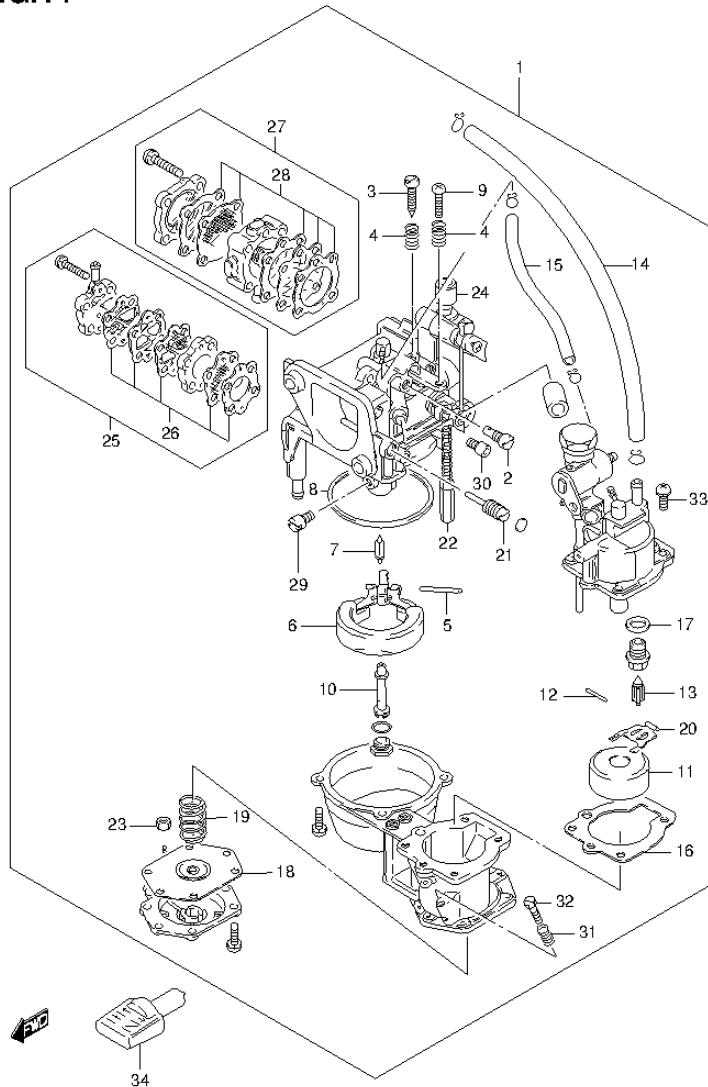


FIG.14 (1-C-2) CARBURETOR (DT9.9K P36)

REF NO.	PART NO.	DESCRIPTION	Q'TY	REMARKS
29	09491-75008	.JET, MAIN (75)	1	
30	09493-30004	.JET, PILOT AIR (1.5)	1	
31	13268-96111	.SPRING	2	
32	13616-93900	.ADJUSTER	1	
33	13249-93900	.SCREW	8	
34	13631-93960	KNOB, CHOKE LEVER	1	

FIG.15

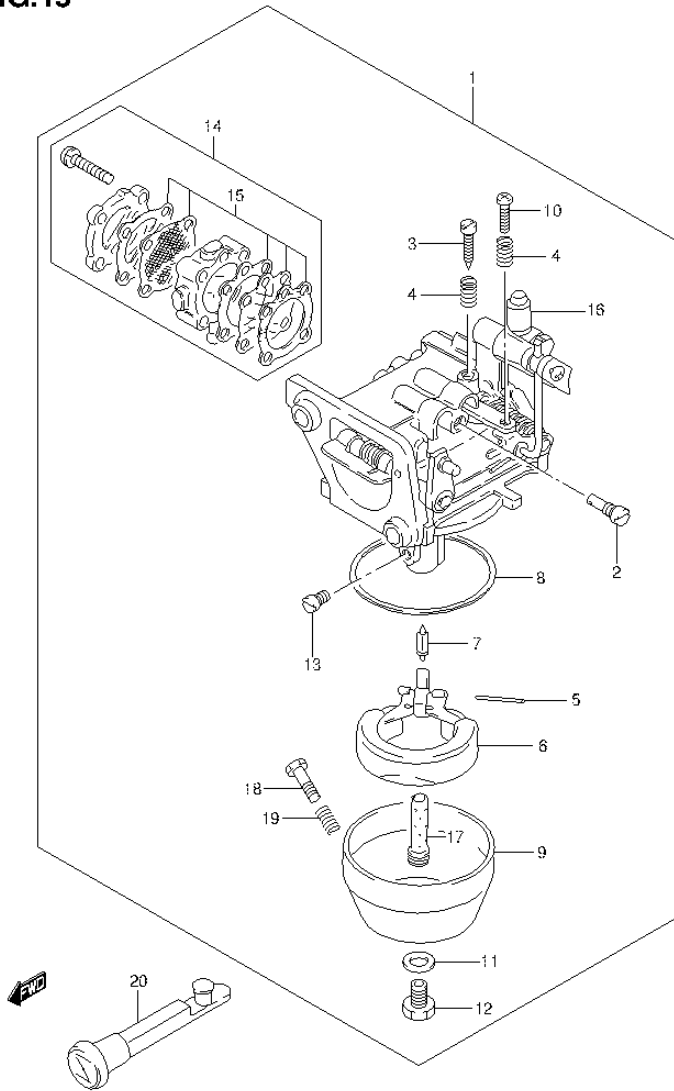


FIG.15 (1-C-3) CARBURETOR (DT15 P40)

REF NO.	PART NO.	DESCRIPTION	Q'TY	REMARKS
1	13200-91D21	CARBURETOR ASSY	1	
2	09492-57003	.JET, PILOT	1	
3	13661-93900	.SCREW, PILOT	1	
4	13268-96111	.SPRING, THROTTLE	2	
5	13254-98100	.PIN, FLOAT	1	
6	13250-98110	.FLOAT	1	
7	13371-98100	.NEEDLE	1	
8	13251-98100	.GASKET, FLOAT CHAMBER	1	
9	13245-98110	.CHAMBER, FLOAT	1	
10	13267-93900	.SCREW, THROTTLE STOP	1	
11	13343-98100	.GASKET	1	
12	13613-98100	.BOLT	1	
13	09491-25014	.JET, MAIN (125)	1	
14	15100-93911	.PUMP ASSY, SET	1	
15	15170-93911	.DIAPHRAGM SET	1	
16	13521-93910	.RING	1	
17	13235-91D00	.NOZZLE, MAIN	1	
18	13616-93900	.ADJUSTER	1	
19	13268-96111	.SPRING	1	
20	13631-93910	KNOB, CHOKE LEVER	1	

FIG.16

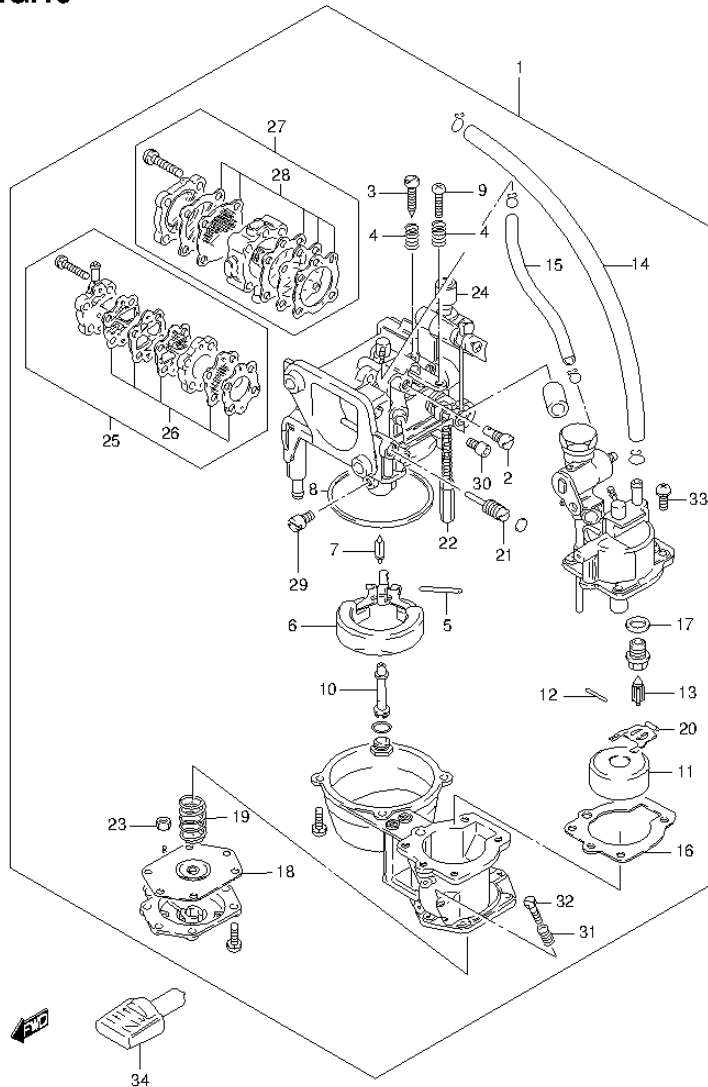


FIG.16 (1-C-4) CARBURETOR (DT15K P36)

REF NO.	PART NO.	DESCRIPTION	Q'TY	REMARKS
1	13200-939C1	CARBURETOR ASSY	1	
2	09492-50008	.JET, PILOT	1	
3	13661-93900	.SCREW, PILOT	1	
4	13268-96111	.SPRING, THROTTLE	2	
5	13254-98100	.PIN, FLOAT	1	
6	13250-98110	.FLOAT	1	
7	13371-98100	.NEEDLE	1	
8	13251-98100	.GASKET, FLOAT CHAMBER	1	
9	13267-93900	.SCREW, THROTTLE STOP	1	
10	13235-93950	.NOZZLE	1	
11	13270-94350	.FLOAT	1	
12	13254-98410	.PIN	1	
13	13370-94350	.VALVE ASSY, NEEDLE	1	
14	09355-45855-600	.HOSE (4.5X8.5X600)	1	
15	13652-93950	.HOSE	1	
16	13265-93950	.GASKET	1	
17	13392-58600	.PACKING	1	
18	13450-93950	.MEMBRANE ASSY	1	
19	13441-94350	.SPRING	1	
20	13282-94350	.ARM	1	
21	13443-94350	.VALVE ASSY	1	
22	13599-95211	.NUT	1	
23	13599-95210	.NUT	1	
24	13521-93910	.RING	1	
25	15100-93951	.PUMP ASSY, FUEL	1	FOR GASOLINE
26	15170-93951	..DIAPHRAGM SET	1	FOR GASOLINE
27	15100-93911	.PUMP ASSY, FUEL	1	FOR KEROSENE
28	15170-93911	..DIAPHRAGM SET	1	FOR KEROSENE
29	09491-20019	.JET, MAIN (100)	1	
30	09493-32003	.JET AIR (1.6)	1	
31	13268-96111	.SPRING	2	
32	13616-93900	.ADJUSTER	1	
33	13249-93900	.SCREW	8	
34	13631-93960	KNOB, CHOKE LEVER	1	

FIG.17

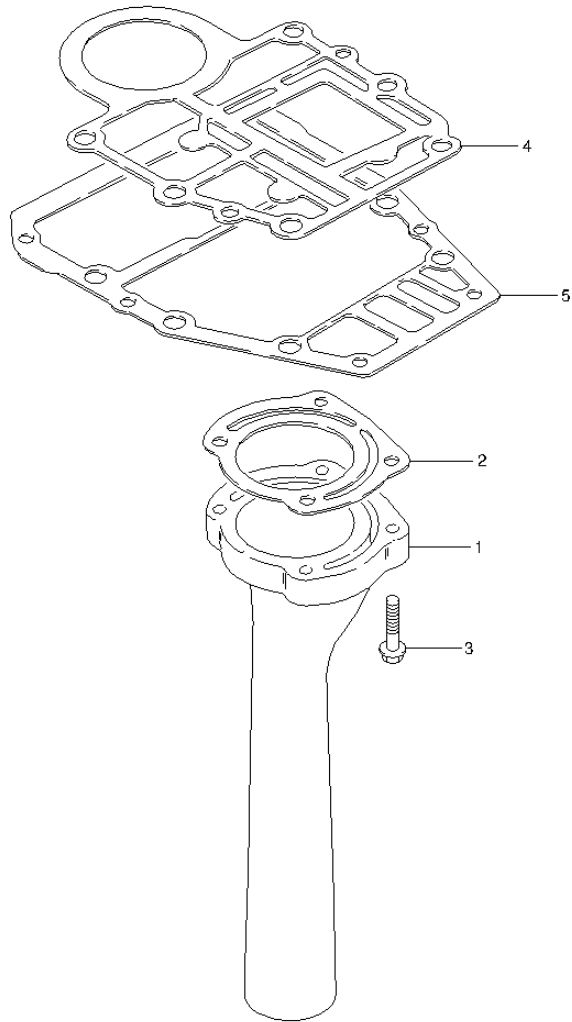


FIG.17 (1-C-5) EXHAUST TUBE

REF NO.	PART NO.	DESCRIPTION	Q'TY	REMARKS
1	14211-90L00	TUBE, EXHAUST	1	
2	14213-93910	GASKET, EXHAUST TUBE	1	
3	09116-06232	BOLT (6X30)	4	
4	11433-90L00	GASKET, UNDER OIL SEAL HOUSING	1	
5	52113-90L00	GASKET, DRIVE SHAFT HOUSING	1	

FIG.18

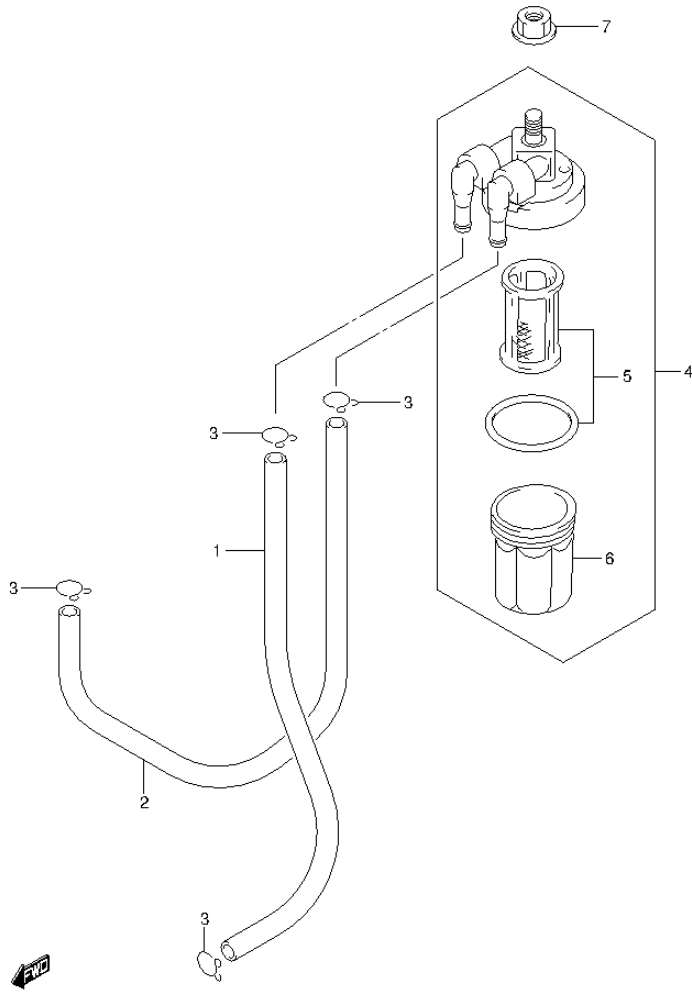


FIG.18 (1-C-6) FUEL PUMP (DT9.9 P40)

REF NO.	PART NO.	DESCRIPTION	Q'TY	REMARKS
1	15211-91J00-125	HOSE, FUEL GAS (CONN TO FILTER)	1	
2	15211-91J00-270	HOSE, FUEL GAS (FILTER TO PUMP)	1	
3	09401-08410	CLIP	4	
4	15410-94400	FILTER ASSY, FUEL	1	
5	15430-87D10	.ELEMENT SET	1	
6	15413-87D10	.CUP	1	
7	08316-10087	NUT	1	

FIG.19

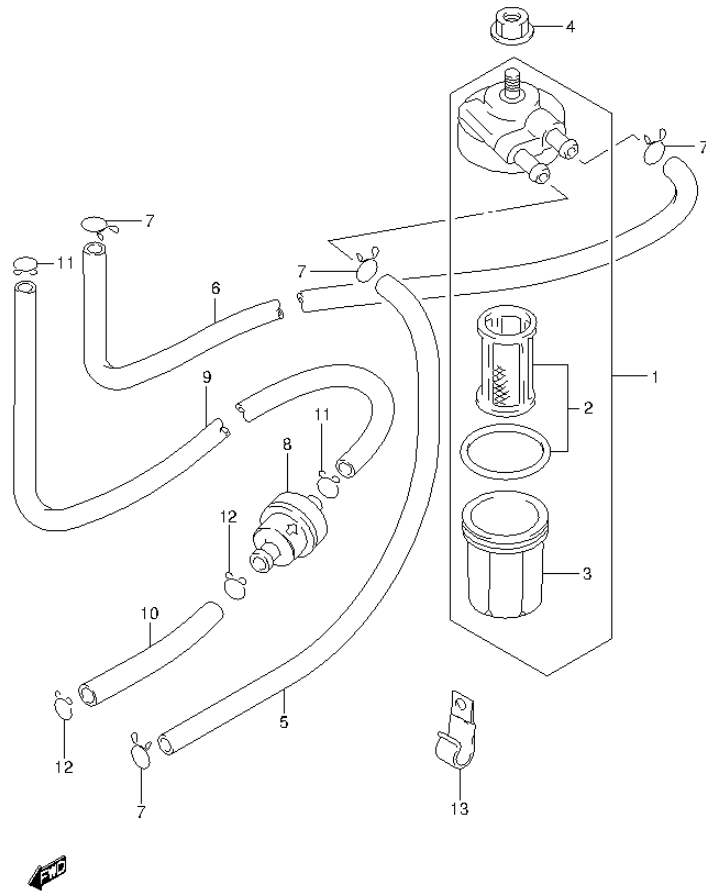


FIG.19 (1-C-7) FUEL PUMP (DT9.9K P40)

REF NO.	PART NO.	DESCRIPTION	Q'TY	REMARKS
1	15410-94400	FILTER ASSY, FUEL	1	FOR KEROSENE
2	15430-87D10	.ELEMENT SET	1	
3	15413-87D10	.CUP	1	
4	08316-10087	NUT	1	
5	09355-50108-130	HOSE	1	FOR KEROSENE CONN TO FILTER
6	09355-50108-250	HOSE	1	FOR KEROSENE FILTER TO PUMP
7	59412-91J00	CLIP, FUEL HOSE	4	FOR KEROSENE
8	15410-94350	FILTER, FUEL	1	FOR GASOLINE
9	15211-91J00-180	HOSE, WATER INSP	1	FOR GASOLINE
10	09352-70113-00B	HOSE (7X11X2000)	1	L:2000->70
11	09401-08410	CLIP	2	FOR GASOLINE
12	09401-11403	CLIP	2	FOR GASOLINE
13	09403-09316	CLAMP	1	FOR KEROSENE

FIG.20

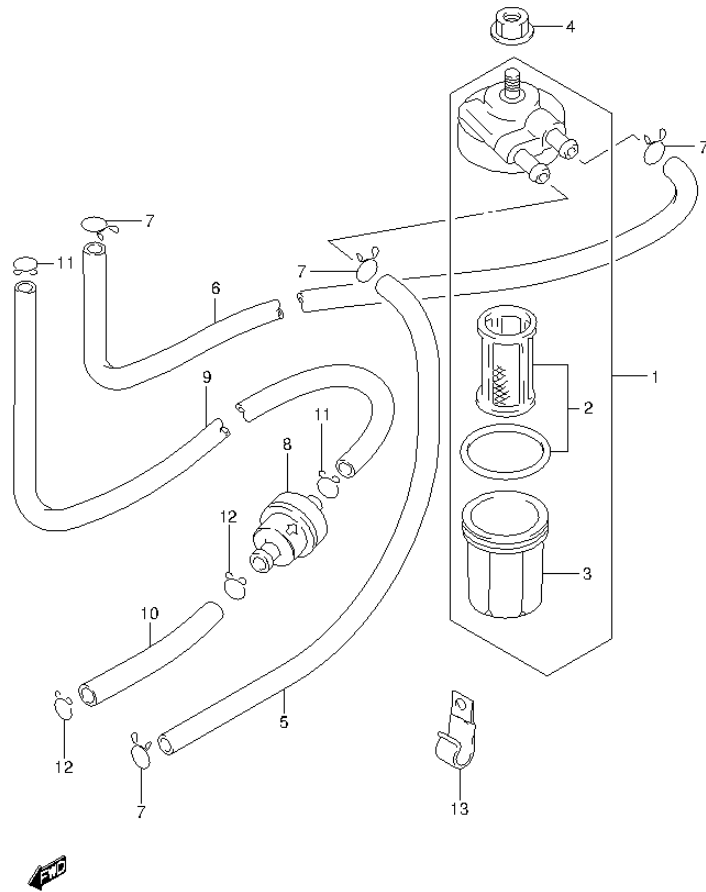


FIG.20 (1-C-8) FUEL PUMP (DT9.9K P36)

REF NO.	PART NO.	DESCRIPTION	Q'TY	REMARKS
1	15410-94400	FILTER ASSY, FUEL	1	FOR KEROSENE
2	15430-87D10	.ELEMENT SET	1	
3	15413-87D10	.CUP	1	
4	08316-10087	NUT	1	
5	09355-50108-130	HOSE	1	FOR KEROSENE CONN TO FILTER
6	09355-50108-250	HOSE	1	FOR KEROSENE FILTER TO PUMP
7	59412-91J00	CLIP, FUEL HOSE	4	FOR KEROSENE
8	15410-94350	FILTER, FUEL	1	FOR GASOLINE
9	15211-91J00-180	HOSE, WATER INSP	1	FOR GASOLINE
10	09352-70113-00B	HOSE (7X11X2000)	1	L:2000->70
11	09401-08410	CLIP	2	FOR GASOLINE
12	09401-11403	CLIP	2	FOR GASOLINE
13	09403-09316	CLAMP	1	FOR KEROSENE

FIG.21

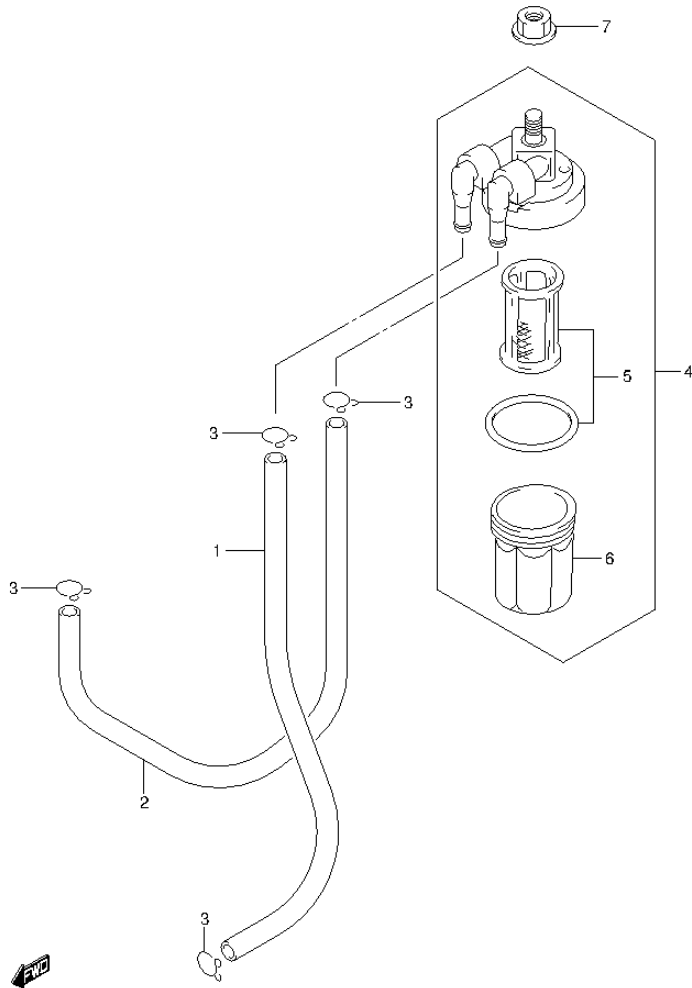


FIG.21 (1-C-9) FUEL PUMP (DT15 P40)

REF NO.	PART NO.	DESCRIPTION	Q'TY	REMARKS
1	15211-91J00-125	HOSE, FUEL GAS (CONN TO FILTER)	1	
2	15211-91J00-270	HOSE, FUEL GAS (FILTER TO PUMP)	1	
3	09401-08410	CLIP	4	
4	15410-94400	FILTER ASSY, FUEL	1	
5	15430-87D10	.ELEMENT SET	1	
6	15413-87D10	.CUP	1	
7	08316-10087	NUT	1	

FIG.22

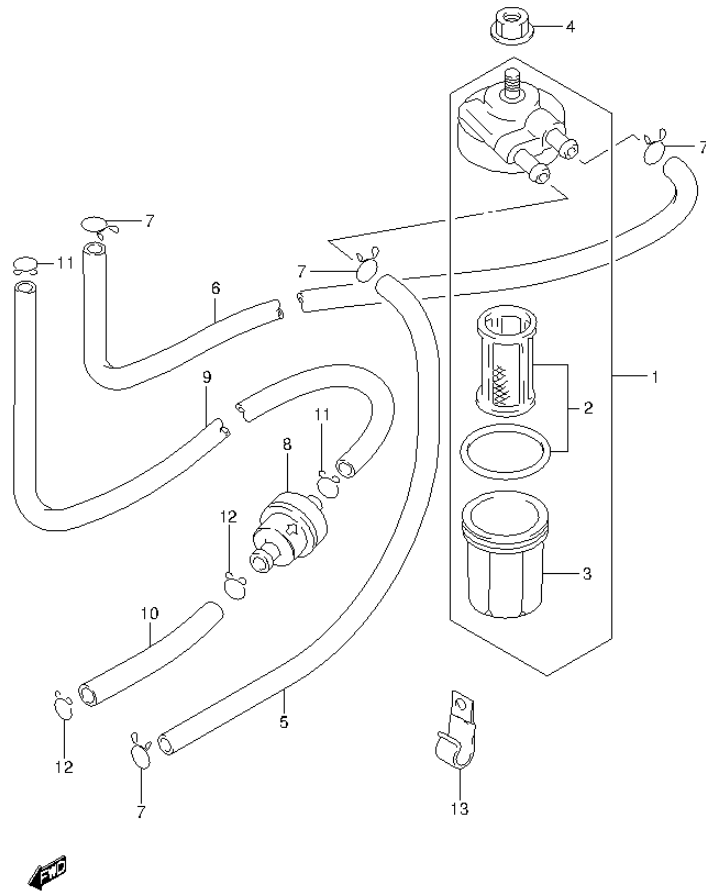


FIG.22 (1-C-10) FUEL PUMP (DT15K P36)

REF NO.	PART NO.	DESCRIPTION	Q'TY	REMARKS
1	15410-94400	FILTER ASSY, FUEL	1	FOR KEROSENE
2	15430-87D10	.ELEMENT SET	1	
3	15413-87D10	.CUP	1	
4	08316-10087	NUT	1	
5	09355-50108-130	HOSE	1	FOR KEROSENE CONN TO FILTER
6	09355-50108-250	HOSE	1	FOR KEROSENE FILTER TO PUMP
7	59412-91J00	CLIP, FUEL HOSE	4	FOR KEROSENE
8	15410-94350	FILTER, FUEL	1	FOR GASOLINE
9	15211-91J00-180	HOSE, WATER INSP	1	FOR GASOLINE
10	09352-70113-00B	HOSE (7X11X2000)	1	L:2000->70
11	09401-08410	CLIP	2	FOR GASOLINE
12	09401-11403	CLIP	2	FOR GASOLINE
13	09403-09316	CLAMP	1	FOR KEROSENE

FIG.23

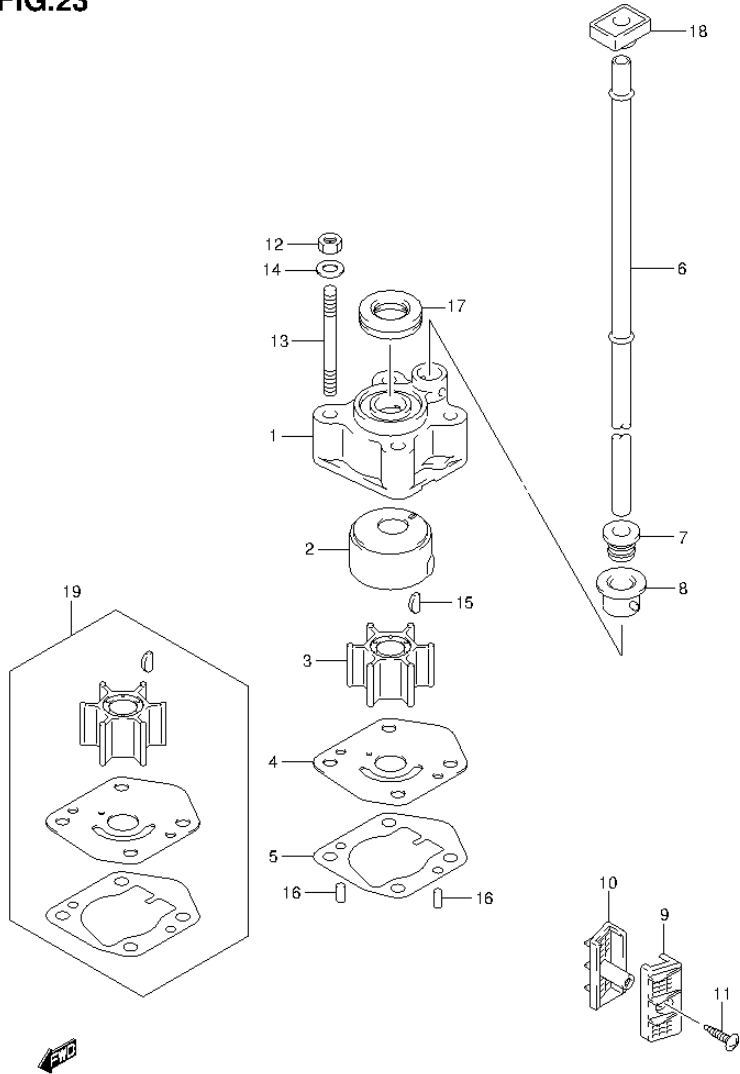


FIG.23 (1-C-11) WATER PUMP (DT9.9 P40)

REF NO.	PART NO.	DESCRIPTION	Q'TY	REMARKS
1	17411-94J00	CASE, WATER PUMP	1	
2	17413-94J10	SLEEVE, WATER PUMP CASE	1	
3	17461-939M0	IMPELLER, WATER PUMP	1	
4	17471-99J10	PANEL, PUMP CASE UNDER	1	
5	17472-90L00	GASKET, PUMP CASE PANEL	1	
6-1	17561-90L10	TUBE, WATER (S)	1	W/TRANSOM(S)
6-2	17561-90L00	TUBE, WATER (L)	1	W/TRANSOM(L)
7	17563-94J00	GROMMET, WATER TUBE	1	
8	17564-93900	BUSH, WATER PUMP CASE	1	
9	17631-99J20	FILTER, WATER PORT SIDE	1	
10	17632-99J30	FILTER, WATER STBD SIDE	1	
11	03141-0416A	SCREW	1	
12	29141-93J00	NUT, WATER PUMP CASE	4	
13	09108-06141	STUD BOLT	4	
14	09160-06082	WASHER (6.5X13X1.0)	4	
15	09420-03005	KEY	1	
16	09202-04008	PIN (D:4,L:9)	2	
17	17417-93910	GROMMET, PUMP CASE	1	
18	17563-93900	RUBBER, WATER TUBE, UPPER	1	
19	17400-90L00	KIT, WATER PUMP REPAIR	1	OPT

FIG.24

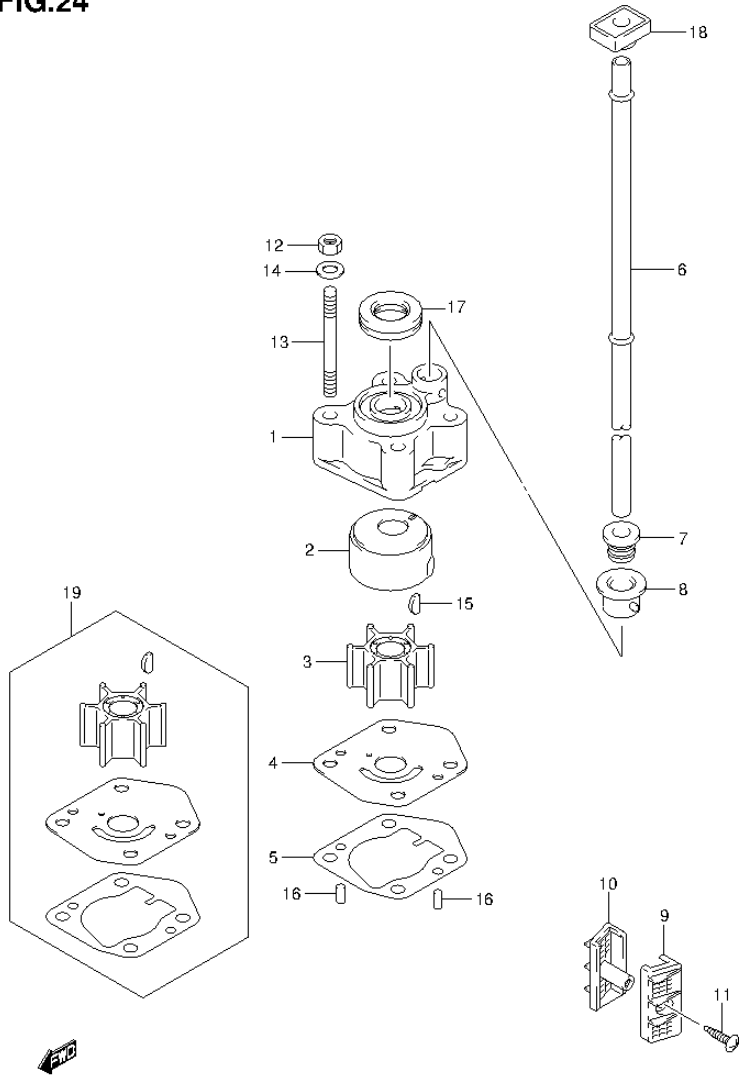


FIG.24 (1-C-12) WATER PUMP (DT9.9K P40)

REF NO.	PART NO.	DESCRIPTION	Q'TY	REMARKS
1	17411-94J00	CASE, WATER PUMP	1	
2	17413-94J10	SLEEVE, WATER PUMP CASE	1	
3	17461-939M0	IMPELLER, WATER PUMP	1	
4	17471-99J10	PANEL, PUMP CASE UNDER	1	
5	17472-90L00	GASKET, PUMP CASE PANEL	1	
6	17561-90L00	TUBE, WATER (L)	1	
7	17563-94J00	GROMMET, WATER TUBE	1	
8	17564-93900	BUSH, WATER PUMP CASE	1	
9	17631-99J20	FILTER, WATER PORT SIDE	1	
10	17632-99J30	FILTER, WATER STBD SIDE	1	
11	03141-0416A	SCREW	1	
12	29141-93J00	NUT, WATER PUMP CASE	4	
13	09108-06141	STUD BOLT	4	
14	09160-06082	WASHER (6.5X13X1.0)	4	
15	09420-03005	KEY	1	
16	09202-04008	PIN (D:4,L:9)	2	
17	17417-93910	GROMMET, PUMP CASE	1	
18	17563-93900	RUBBER, WATER TUBE, UPPER	1	
19	17400-90L00	KIT, WATER PUMP REPAIR	1	OPT

FIG.25

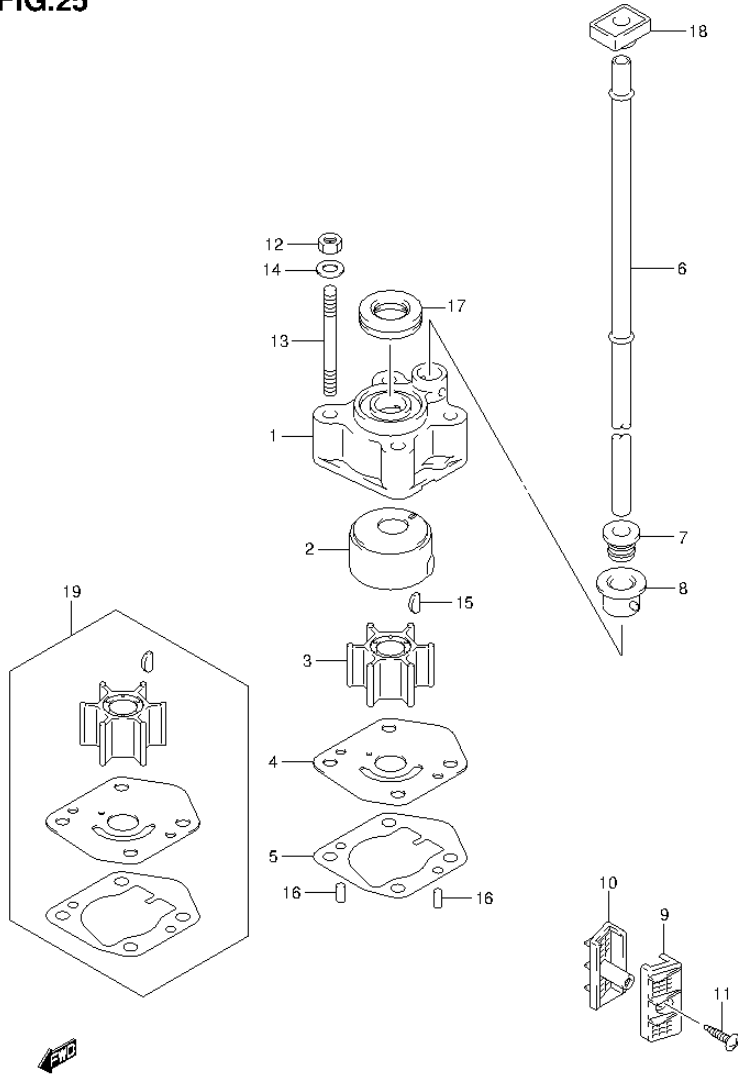


FIG.25 (1-C-13) WATER PUMP (DT9.9K P36)

REF NO.	PART NO.	DESCRIPTION	Q'TY	REMARKS
1	17411-94J00	CASE, WATER PUMP	1	
2	17413-94J10	SLEEVE, WATER PUMP CASE	1	
3	17461-939M0	IMPELLER, WATER PUMP	1	
4	17471-99J10	PANEL, PUMP CASE UNDER	1	
5	17472-90L00	GASKET, PUMP CASE PANEL	1	
6-1	17561-90L10	TUBE, WATER (S)	1	W/TRANSOM(S)
6-2	17561-90L00	TUBE, WATER (L)	1	W/TRANSOM(L)
7	17563-94J00	GROMMET, WATER TUBE	1	
8	17564-93900	BUSH, WATER PUMP CASE	1	
9	17631-99J20	FILTER, WATER PORT SIDE	1	
10	17632-99J30	FILTER, WATER STBD SIDE	1	
11	03141-0416A	SCREW	1	
12	29141-93J00	NUT, WATER PUMP CASE	4	
13	09108-06141	STUD BOLT	4	
14	09160-06082	WASHER (6.5X13X1.0)	4	
15	09420-03005	KEY	1	
16	09202-04008	PIN (D:4,L:9)	2	
17	17417-93910	GROMMET, PUMP CASE	1	
18	17563-93900	RUBBER, WATER TUBE, UPPER	1	
19	17400-90L00	KIT, WATER PUMP REPAIR	1	OPT

FIG.26

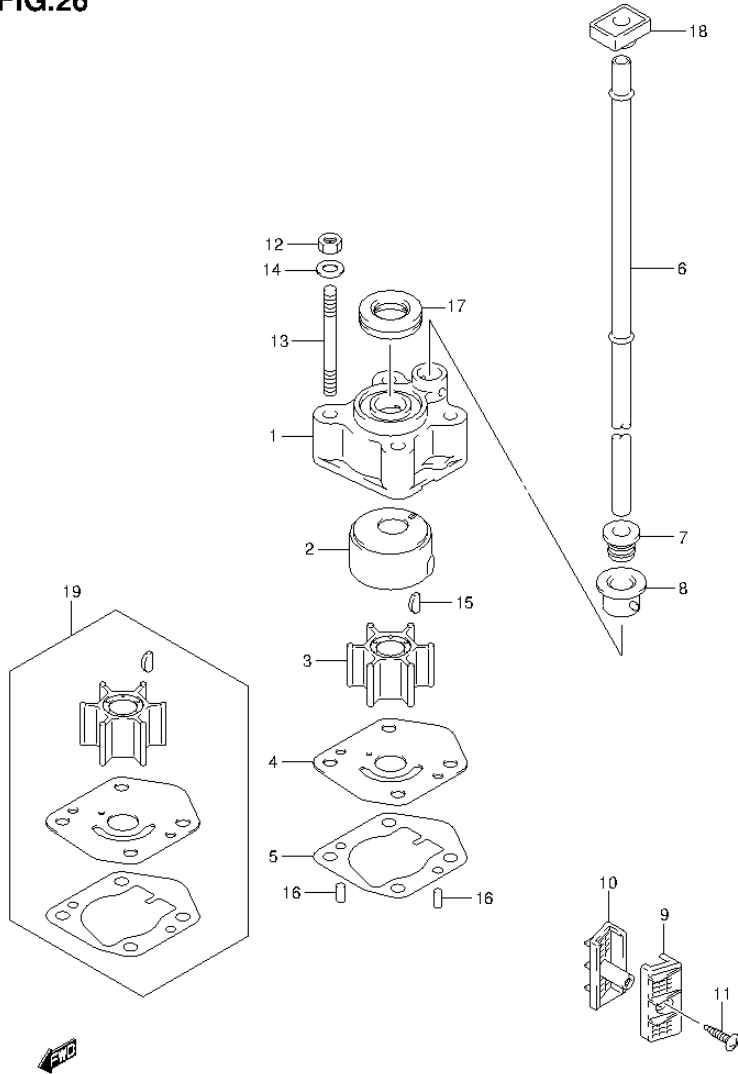


FIG.26 (1-C-14) WATER PUMP (DT15 P40)

REF NO.	PART NO.	DESCRIPTION	Q'TY	REMARKS
1	17411-94J00	CASE, WATER PUMP	1	
2	17413-94J10	SLEEVE, WATER PUMP CASE	1	
3	17461-939M0	IMPELLER, WATER PUMP	1	
4	17471-99J10	PANEL, PUMP CASE UNDER	1	
5	17472-90L00	GASKET, PUMP CASE PANEL	1	
6-1	17561-90L10	TUBE, WATER (S)	1	W/TRANSOM(S)
6-2	17561-90L00	TUBE, WATER (L)	1	W/TRANSOM(L)
7	17563-94J00	GROMMET, WATER TUBE	1	
8	17564-93900	BUSH, WATER PUMP CASE	1	
9	17631-99J20	FILTER, WATER PORT SIDE	1	
10	17632-99J30	FILTER, WATER STBD SIDE	1	
11	03141-0416A	SCREW	1	
12	29141-93J00	NUT, WATER PUMP CASE	4	
13	09108-06141	STUD BOLT	4	
14	09160-06082	WASHER (6.5X13X1.0)	4	
15	09420-03005	KEY	1	
16	09202-04008	PIN (D:4,L:9)	2	
17	17417-93910	GROMMET, PUMP CASE	1	
18	17563-93900	RUBBER, WATER TUBE, UPPER	1	
19	17400-90L00	KIT, WATER PUMP REPAIR	1	OPT

FIG.27

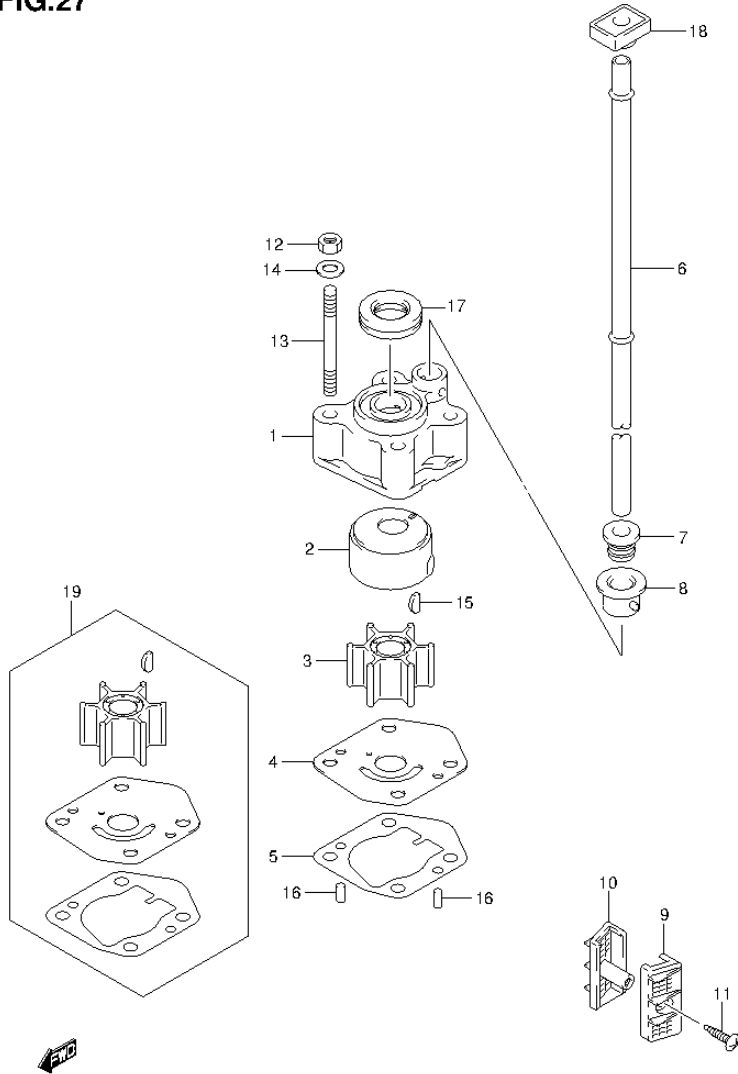


FIG.27 (1-C-15) WATER PUMP (DT15K P36)

REF NO.	PART NO.	DESCRIPTION	Q'TY	REMARKS
1	17411-94J00	CASE, WATER PUMP	1	
2	17413-94J10	SLEEVE, WATER PUMP CASE	1	
3	17461-939M0	IMPELLER, WATER PUMP	1	
4	17471-99J10	PANEL, PUMP CASE UNDER	1	
5	17472-90L00	GASKET, PUMP CASE PANEL	1	
6-1	17561-90L10	TUBE, WATER (S)	1	W/TRANSOM(S)
6-2	17561-90L00	TUBE, WATER (L)	1	W/TRANSOM(L)
7	17563-94J00	GROMMET, WATER TUBE	1	
8	17564-93900	BUSH, WATER PUMP CASE	1	
9	17631-99J20	FILTER, WATER PORT SIDE	1	
10	17632-99J30	FILTER, WATER STBD SIDE	1	
11	03141-0416A	SCREW	1	
12	29141-93J00	NUT, WATER PUMP CASE	4	
13	09108-06141	STUD BOLT	4	
14	09160-06082	WASHER (6.5X13X1.0)	4	
15	09420-03005	KEY	1	
16	09202-04008	PIN (D:4,L:9)	2	
17	17417-93910	GROMMET, PUMP CASE	1	
18	17563-93900	RUBBER, WATER TUBE, UPPER	1	
19	17400-90L00	KIT, WATER PUMP REPAIR	1	OPT

FIG.28

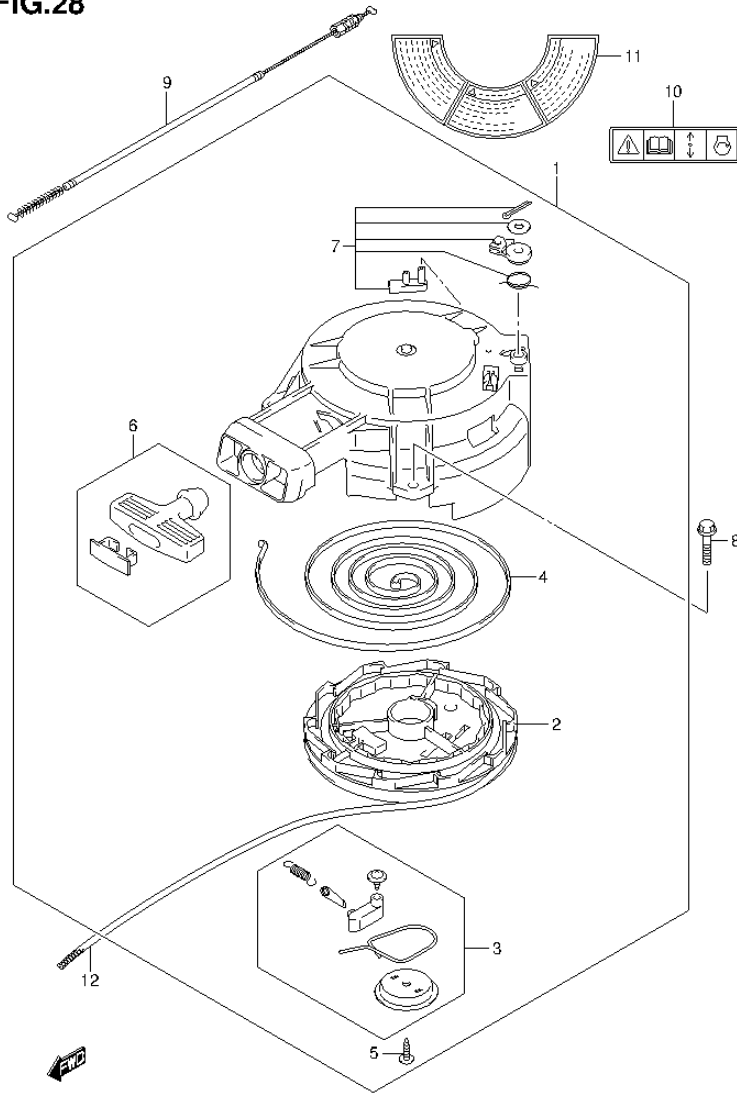


FIG.28 (1-D-2) RECOIL STARTER

REF NO.	PART NO.	DESCRIPTION	Q'TY	REMARKS
1	18100-90L00	STARTER ASSY, RECOIL	1	
2	18121-94JL0	.REEL	1	
3	18130-93E01	.RATCHET SET	1	
4	18142-93E00	.SPRING, SPIRAL	1	
5	18132-89L00	.SCREW, TAPPING	1	
6	18210-93002	.GRIP ASSY	1	
7	18280-93E00	.NSI SET	1	
8	01550-06207	BOLT	3	
9	18290-90L00	CABLE ASSY, NSI	1	
10	69711-93E10	LABEL (S.I.G.P.)	1	
11	61472-94J00	LABEL, RECOIL STARTER	1	
12	99000-81159-50M	ROPE	1	OPT L:50000->1500

FIG.29

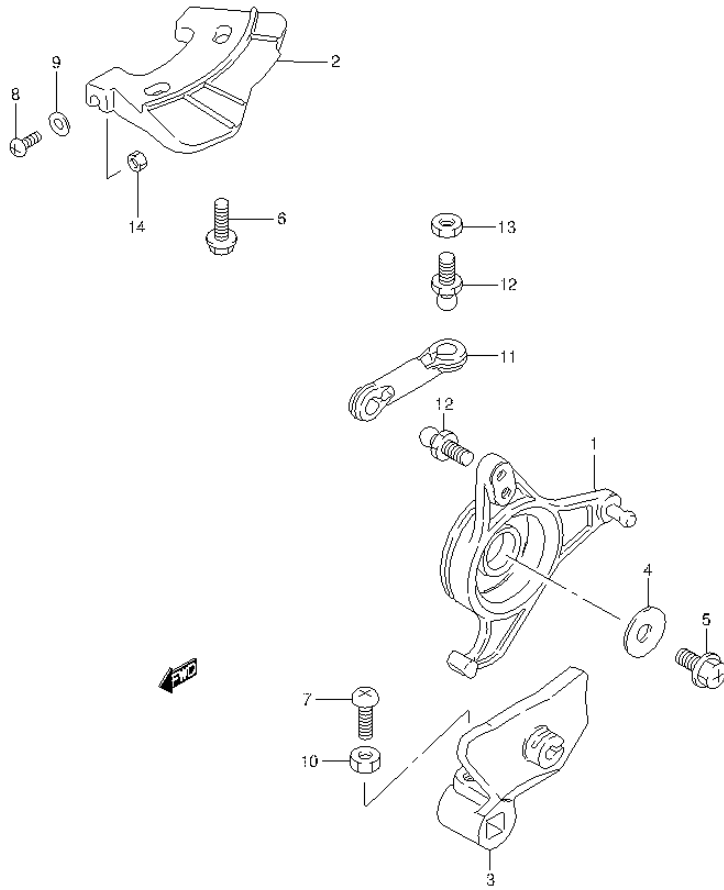


FIG.29 (1-D-3) THROTTLE CONTROL (DT9.9 P40)

REF NO.	PART NO.	DESCRIPTION	Q'TY	REMARKS
1	19121-90L00	LEVER, THROTTLE	1	
2	19141-90L00	CAM, THROTTLE	1	
3	19811-93900	LIMITER, THROTTLE	1	
4	09160-06066	WASHER (6.5X20X1.6)	1	
5	02162-06127	SCREW	1	
6	02162-05167	SCREW	2	
7	02112-05167	SCREW	1	
8	02112-05207	SCREW	1	
9	08322-01057	WASHER	1	
10	08310-00057	NUT	1	
11	19132-94501	CONNECTOR	1	
12	09119-05010	PIVOT	2	
13	08310-00057	NUT	1	
14	08310-00057	NUT	1	

FIG.30

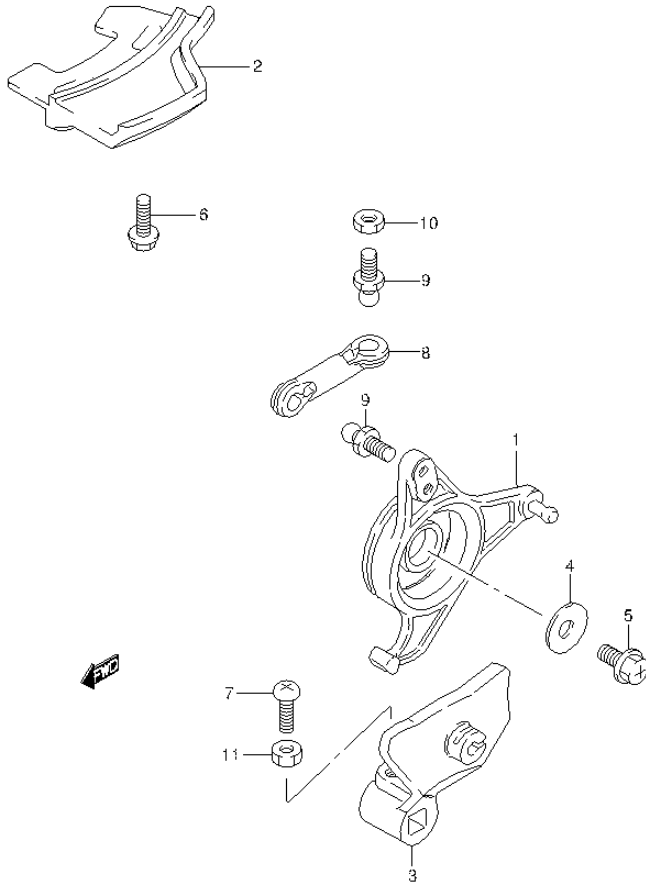


FIG.30 (1-D-4) THROTTLE CONTROL (DT9.9K P40)

REF NO.	PART NO.	DESCRIPTION	Q'TY	REMARKS
1	19121-90L00	LEVER, THROTTLE	1	
2	19141-93960	CAM, THROTTLE	1	
3	19811-93900	LIMITER, THROTTLE	1	
4	09160-06066	WASHER (6.5X20X1.6)	1	
5	02162-06127	SCREW	1	
6	02162-05167	SCREW	2	
7	02112-05167	SCREW	1	
8	19132-95500	CONNECTOR	1	
9	09119-05010	PIVOT	2	
10	08310-00057	NUT	1	
11	08310-00057	NUT	1	

FIG.31

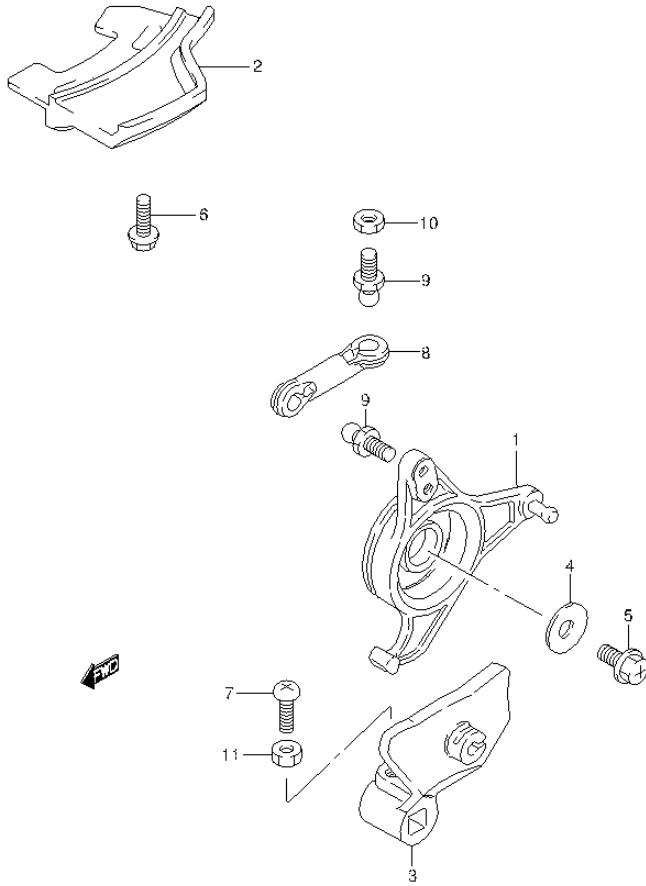


FIG.31 (1-D-5) THROTTLE CONTROL (DT9.9K P36)

REF NO.	PART NO.	DESCRIPTION	Q'TY	REMARKS
1	19121-90L00	LEVER, THROTTLE	1	
2	19141-93960	CAM, THROTTLE	1	
3	19811-93900	LIMITER, THROTTLE	1	
4	09160-06066	WASHER (6.5X20X1.6)	1	
5	02162-06127	SCREW	1	
6	02162-05167	SCREW	2	
7	02112-05167	SCREW	1	
8	19132-95500	CONNECTOR	1	
9	09119-05010	PIVOT	2	
10	08310-00057	NUT	1	
11	08310-00057	NUT	1	

FIG.32

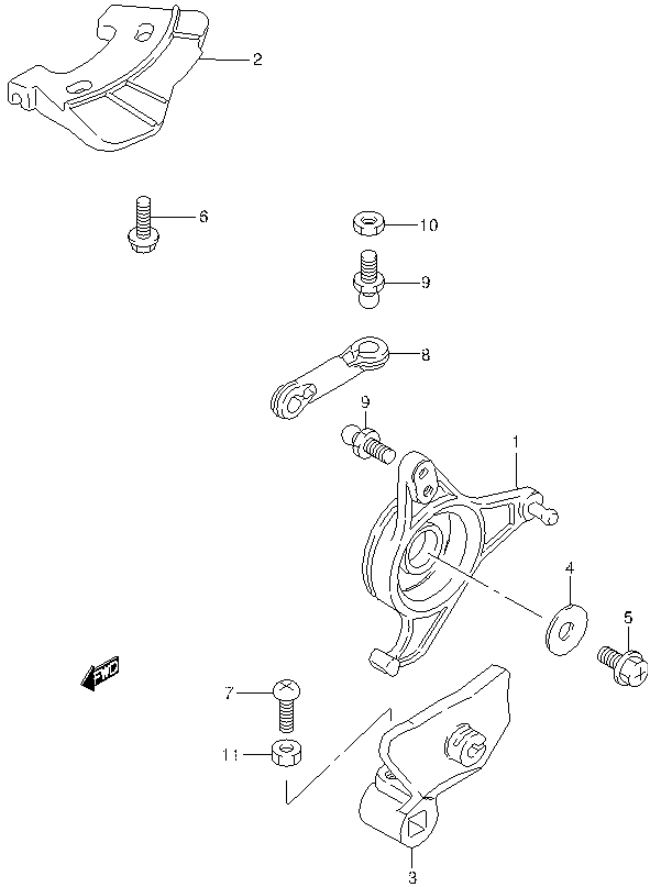


FIG.32 (1-D-6) THROTTLE CONTROL (DT15 P40)

REF NO.	PART NO.	DESCRIPTION	Q'TY	REMARKS
1	19121-90L00	LEVER, THROTTLE	1	
2	19141-90L00	CAM, THROTTLE	1	
3	19811-93900	LIMITER, THROTTLE	1	
4	09160-06066	WASHER (6.5X20X1.6)	1	
5	02162-06127	SCREW	1	
6	02162-05167	SCREW	2	
7	02112-05167	SCREW	1	
8	19132-94501	CONNECTOR	1	
9	09119-05010	PIVOT	2	
10	08310-00057	NUT	1	
11	08310-00057	NUT	1	

FIG.33

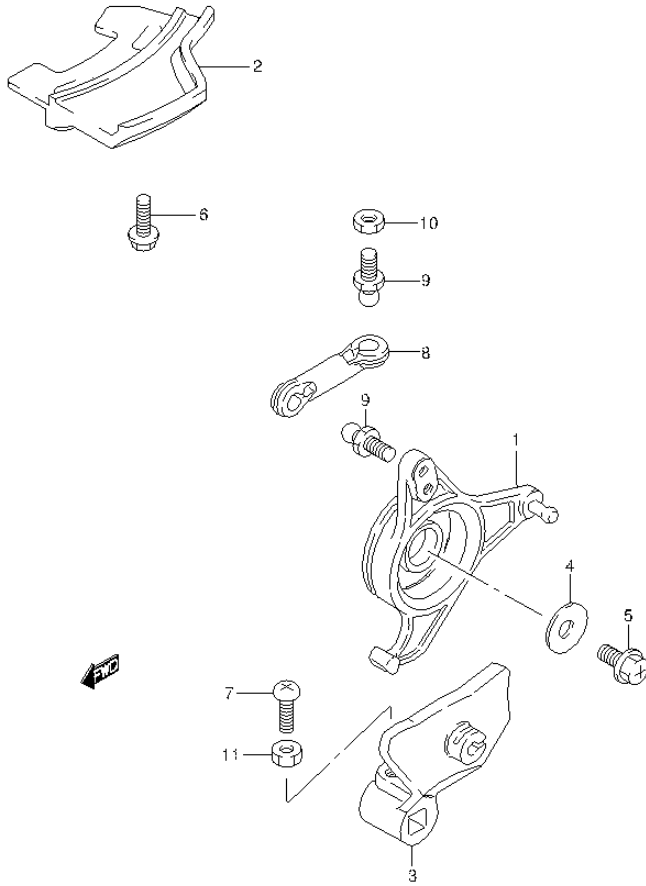


FIG.33 (1-D-7) THROTTLE CONTROL (DT15K P36)

REF NO.	PART NO.	DESCRIPTION	Q'TY	REMARKS
1	19121-90L00	LEVER, THROTTLE	1	
2	19141-93960	CAM, THROTTLE	1	
3	19811-93900	LIMITER, THROTTLE	1	
4	09160-06066	WASHER (6.5X20X1.6)	1	
5	02162-06127	SCREW	1	
6	02162-05167	SCREW	2	
7	02112-05167	SCREW	1	
8	19132-95500	CONNECTOR	1	
9	09119-05010	PIVOT	2	
10	08310-00057	NUT	1	
11	08310-00057	NUT	1	

FIG.34

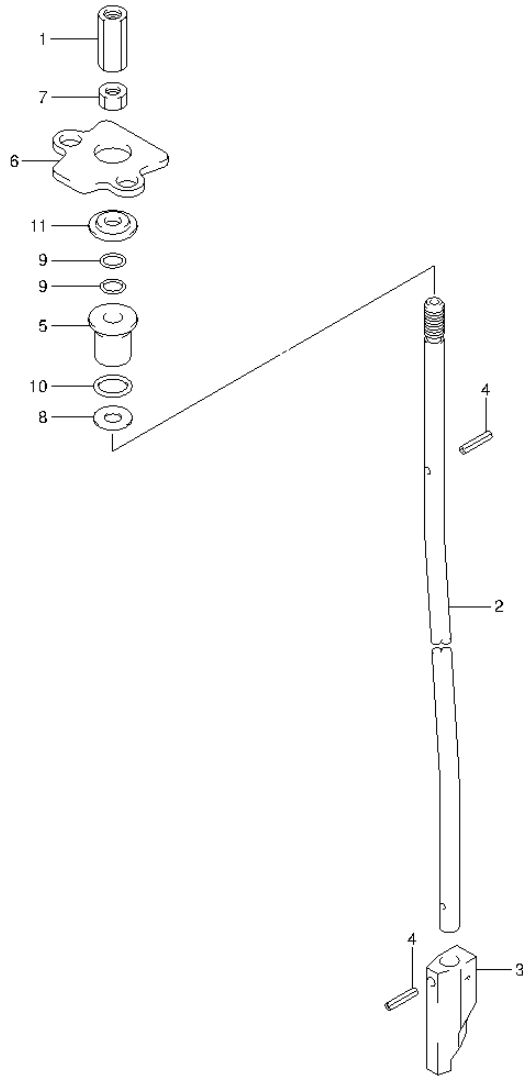


FIG.34 (1-D-8) SHIFT ROD (DT9.9 P40)

REF NO.	PART NO.	DESCRIPTION	Q'TY	REMARKS
1	23311-95JL0	CONNECTOR, CLUTCH ROD	1	
2-1	25111-90L00	ROD, SHIFT (S)	1	TRANSOM (S)
2-2	25111-90L10	ROD, SHIFT (L)	1	TRANSOM (L)
3	25311-99J00	CAM, SHIFT	1	
4	09205-02004	SPRING PIN (2.5X12)	2	
5	25211-99JL0	GUIDE, SHIFT ROD	1	
6	25215-90L00	STOPPER, SHIFT ROD GUIDE	1	
7	29141-93J00	NUT, CLUTCH ROD (M6)	1	
8	09160-06082	WASHER (6.5X13X1.0)	1	
9	09280-06012	O RING (D:1.7,ID:5.8)	2	
10	09280-09012	O RING (D:2.3,ID:9)	1	
11	09289-06L02	DUST SEAL (5X17X3.5)	1	



FIG.35

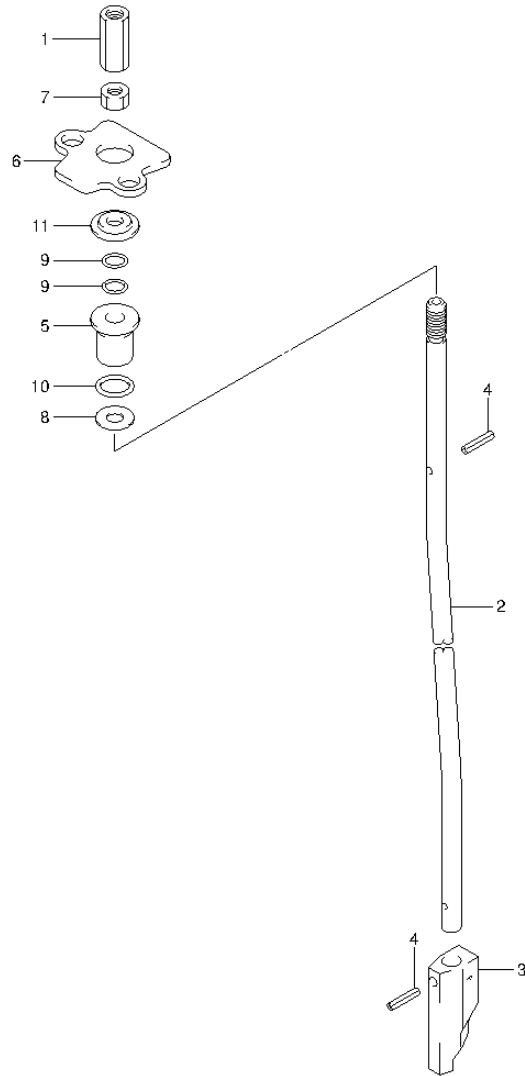


FIG.35 (1-D-9) SHIFT ROD (DT9.9K P40)

REF NO.	PART NO.	DESCRIPTION	Q'TY	REMARKS
1	23311-95JL0	CONNECTOR, CLUTCH ROD	1	
2	25111-90L10	ROD, SHIFT (L)	1	
3	25311-99J00	CAM, SHIFT	1	
4	09205-02004	SPRING PIN (2.5X12)	2	
5	25211-99JL0	GUIDE, SHIFT ROD	1	
6	25215-90L00	STOPPER, SHIFT ROD GUIDE	1	
7	29141-93J00	NUT, CLUTCH ROD (M6)	1	
8	09160-06082	WASHER (6.5X13X1.0)	1	
9	09280-06012	O RING (D:1.7,ID:5.8)	2	
10	09280-09012	O RING (D:2.3,ID:9)	1	
11	09289-06L02	DUST SEAL (5X17X3.5)	1	

FIG.36

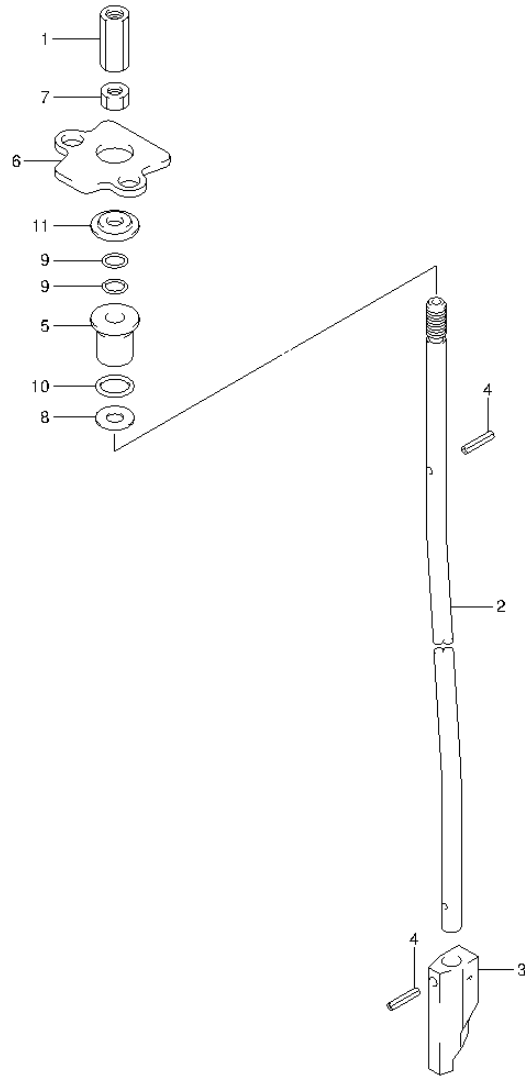


FIG.36 (1-D-10) SHIFT ROD (DT9.9K P36)

REF NO.	PART NO.	DESCRIPTION	Q'TY	REMARKS
1	23311-95JL0	CONNECTOR, CLUTCH ROD	1	
2-1	25111-90L00	ROD, SHIFT (S)	1	TRANSOM (S)
2-2	25111-90L10	ROD, SHIFT (L)	1	TRANSOM (L)
3	25311-99J00	CAM, SHIFT	1	
4	09205-02004	SPRING PIN (2.5X12)	2	
5	25211-99JL0	GUIDE, SHIFT ROD	1	
6	25215-90L00	STOPPER, SHIFT ROD GUIDE	1	
7	29141-93J00	NUT, CLUTCH ROD (M6)	1	
8	09160-06082	WASHER (6.5X13X1.0)	1	
9	09280-06012	O RING (D:1.7,ID:5.8)	2	
10	09280-09012	O RING (D:2.3,ID:9)	1	
11	09289-06L02	DUST SEAL (5X17X3.5)	1	

FIG.37

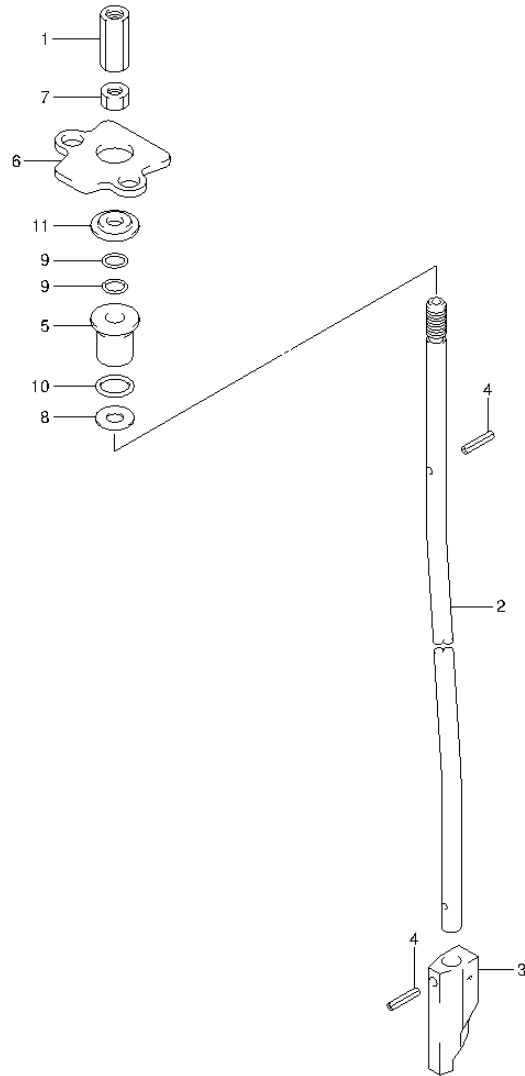


FIG.37 (1-D-11) SHIFT ROD (DT15 P40)

REF NO.	PART NO.	DESCRIPTION	Q'TY	REMARKS
1	23311-95JL0	CONNECTOR, CLUTCH ROD	1	
2-1	25111-90L00	ROD, SHIFT (S)	1	TRANSOM (S)
2-2	25111-90L10	ROD, SHIFT (L)	1	TRANSOM (L)
3	25311-99J00	CAM, SHIFT	1	
4	09205-02004	SPRING PIN (2.5X12)	2	
5	25211-99JL0	GUIDE, SHIFT ROD	1	
6	25215-90L00	STOPPER, SHIFT ROD GUIDE	1	
7	29141-93J00	NUT, CLUTCH ROD (M6)	1	
8	09160-06082	WASHER (6.5X13X1.0)	1	
9	09280-06012	O RING (D:1.7,ID:5.8)	2	
10	09280-09012	O RING (D:2.3,ID:9)	1	
11	09289-06L02	DUST SEAL (5X17X3.5)	1	

FIG.38

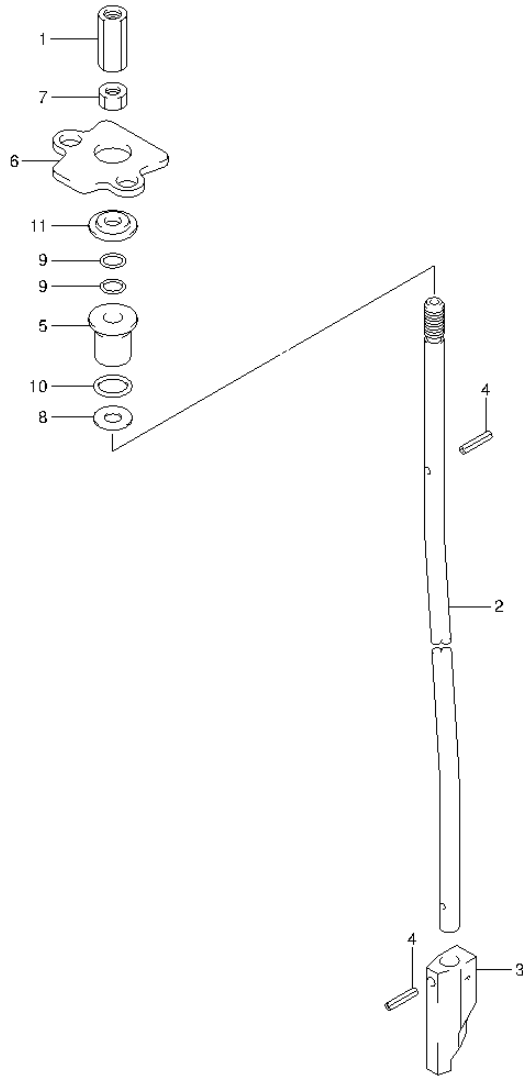


FIG.38 (1-D-12) SHIFT ROD (DT15K P36)

REF NO.	PART NO.	DESCRIPTION	Q'TY	REMARKS
1	23311-95JL0	CONNECTOR, CLUTCH ROD	1	
2-1	25111-90L00	ROD, SHIFT (S)	1	TRANSOM (S)
2-2	25111-90L10	ROD, SHIFT (L)	1	TRANSOM (L)
3	25311-99J00	CAM, SHIFT	1	
4	09205-02004	SPRING PIN (2.5X12)	2	
5	25211-99JL0	GUIDE, SHIFT ROD	1	
6	25215-90L00	STOPPER, SHIFT ROD GUIDE	1	
7	29141-93J00	NUT, CLUTCH ROD (M6)	1	
8	09160-06082	WASHER (6.5X13X1.0)	1	
9	09280-06012	O RING (D:1.7,ID:5.8)	2	
10	09280-09012	O RING (D:2.3,ID:9)	1	
11	09289-06L02	DUST SEAL (5X17X3.5)	1	

FIG.39

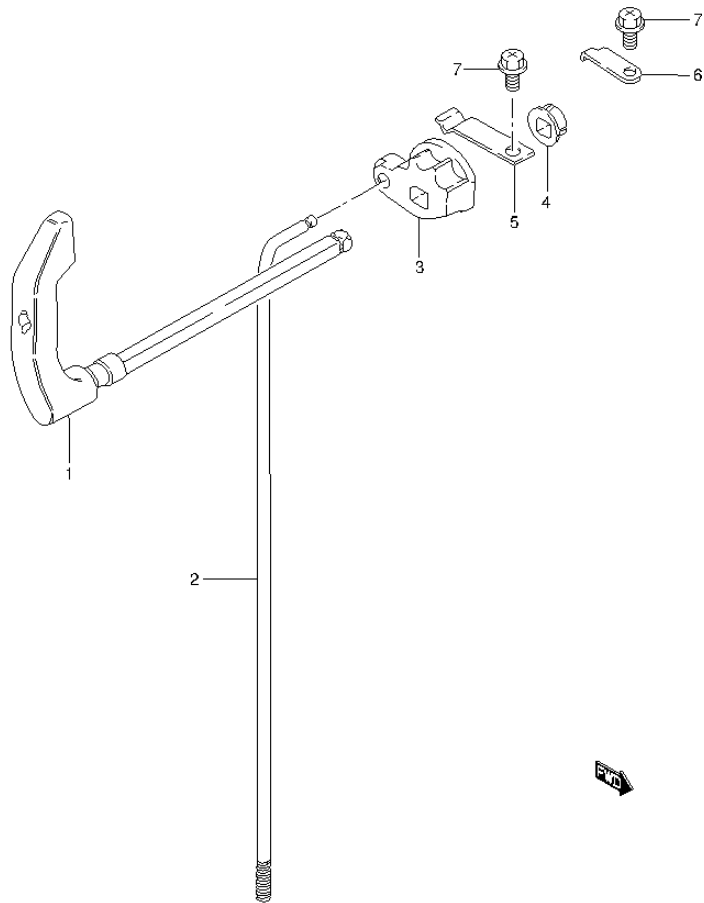


FIG.39 (1-D-13) CLUTCH LEVER (DT9.9 P40)

REF NO.	PART NO.	DESCRIPTION	Q'TY	REMARKS
1	21110-90L00	LEVER, CLUTCH	1	
2	23111-90L00	ROD, CLUTCH	1	
3	23211-93900	ARM, CLUTCH ROD	1	
4	21220-93900	BUSH, CLUTCH LEVER	1	
5	23213-93900	SPRING, NOTCH PLATE	1	
6	21126-92D00	HOLDER, CLUTCH SHAFT	1	
7	02162-06127	SCREW	2	

FIG.40

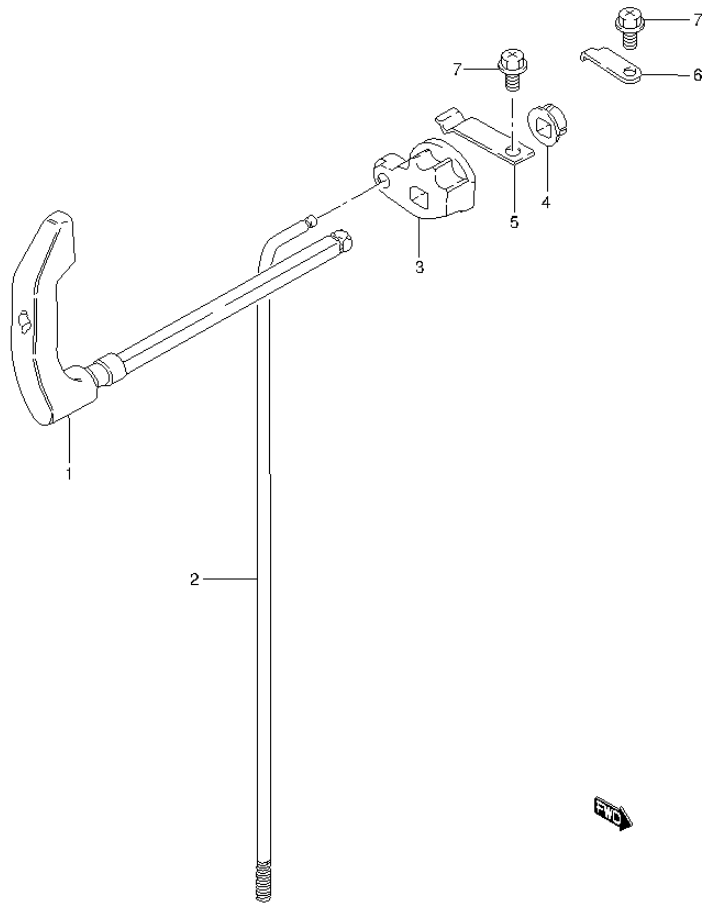


FIG.40 (1-D-14) CLUTCH LEVER (DT9.9K P40)

REF NO.	PART NO.	DESCRIPTION	Q'TY	REMARKS
1	21110-90L00	LEVER, CLUTCH	1	
2	23111-90L00	ROD, CLUTCH	1	
3	23211-93900	ARM, CLUTCH ROD	1	
4	21220-93900	BUSH, CLUTCH LEVER	1	
5	23213-93900	SPRING, NOTCH PLATE	1	
6	21126-92D00	HOLDER, CLUTCH SHAFT	1	
7	02162-06127	SCREW	2	

FIG.41

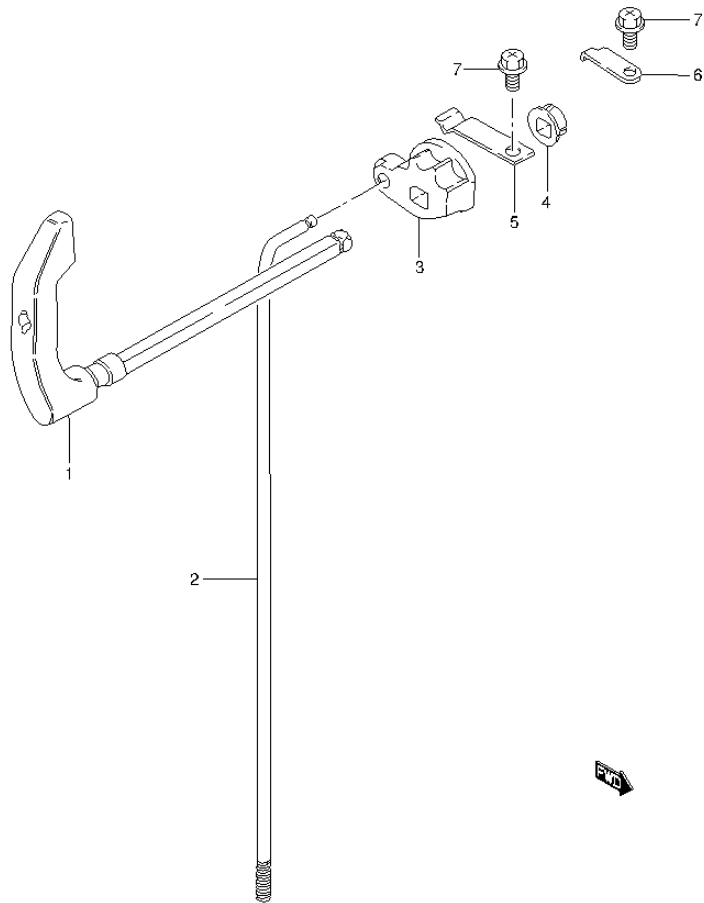


FIG.41 (1-D-15) CLUTCH LEVER (DT9.9K P36)

REF NO.	PART NO.	DESCRIPTION	Q'TY	REMARKS
1	21110-90L00	LEVER, CLUTCH	1	
2	23111-90L00	ROD, CLUTCH	1	
3	23211-93900	ARM, CLUTCH ROD	1	
4	21220-93900	BUSH, CLUTCH LEVER	1	
5	23213-93900	SPRING, NOTCH PLATE	1	
6	21126-92D00	HOLDER, CLUTCH SHAFT	1	
7	02162-06127	SCREW	2	

FIG.42

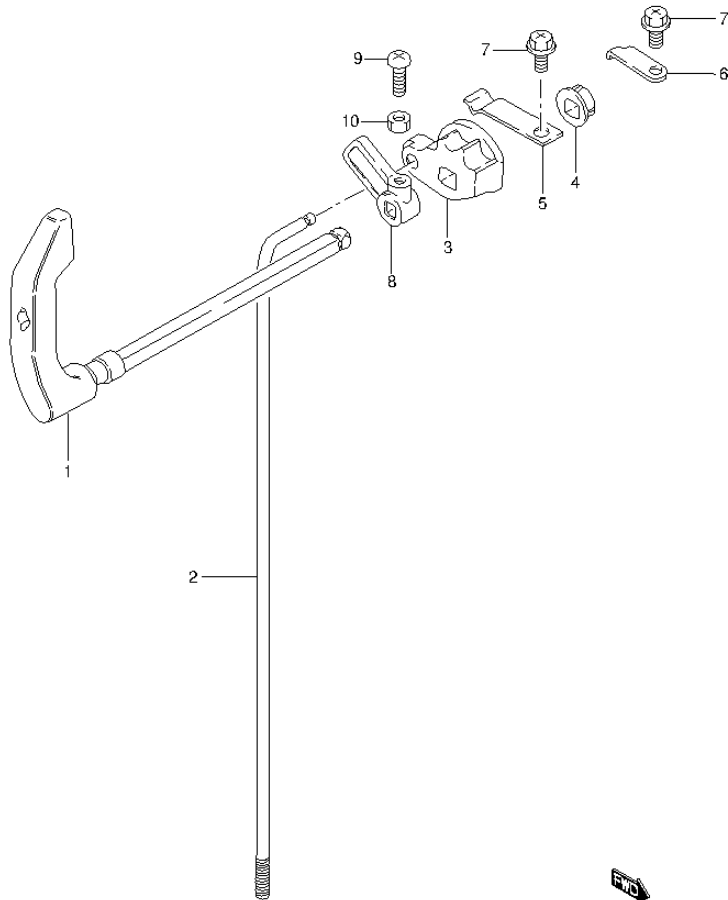


FIG.42 (1-E-2) CLUTCH LEVER (DT15 P40)

REF NO.	PART NO.	DESCRIPTION	Q'TY	REMARKS
1	21110-90L00	LEVER, CLUTCH	1	
2	23111-90L00	ROD, CLUTCH	1	
3	23211-93900	ARM, CLUTCH ROD	1	
4	21220-93900	BUSH, CLUTCH LEVER	1	
5	23213-93900	SPRING, NOTCH PLATE	1	
6	21126-92D00	HOLDER, CLUTCH SHAFT	1	
7	02162-06127	SCREW	2	
8	21313-93900	ARM, ELECTRICAL NSI	1	ELECTRIC STARTER
9	02112-05167	SCREW	1	ELECTRIC STARTER
10	08310-00057	NUT	1	ELECTRIC STARTER

FIG.43

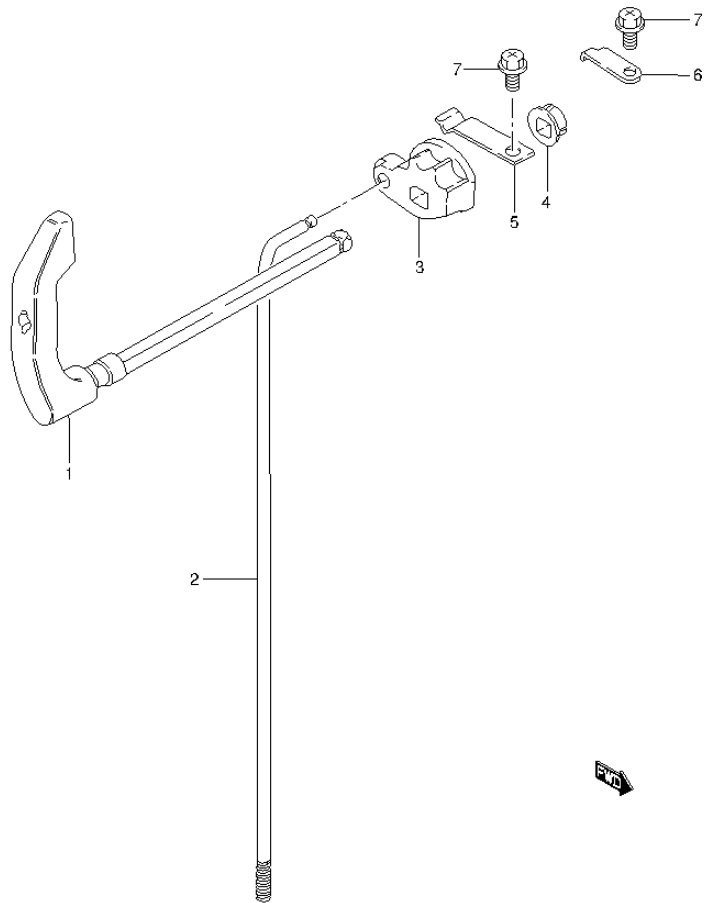


FIG.43 (1-E-3) CLUTCH LEVER (DT15K P36)

REF NO.	PART NO.	DESCRIPTION	Q'TY	REMARKS
1	21110-90L00	LEVER, CLUTCH	1	
2	23111-90L00	ROD, CLUTCH	1	
3	23211-93900	ARM, CLUTCH ROD	1	
4	21220-93900	BUSH, CLUTCH LEVER	1	
5	23213-93900	SPRING, NOTCH PLATE	1	
6	21126-92D00	HOLDER, CLUTCH SHAFT	1	
7	02162-06127	SCREW	2	

FIG.44

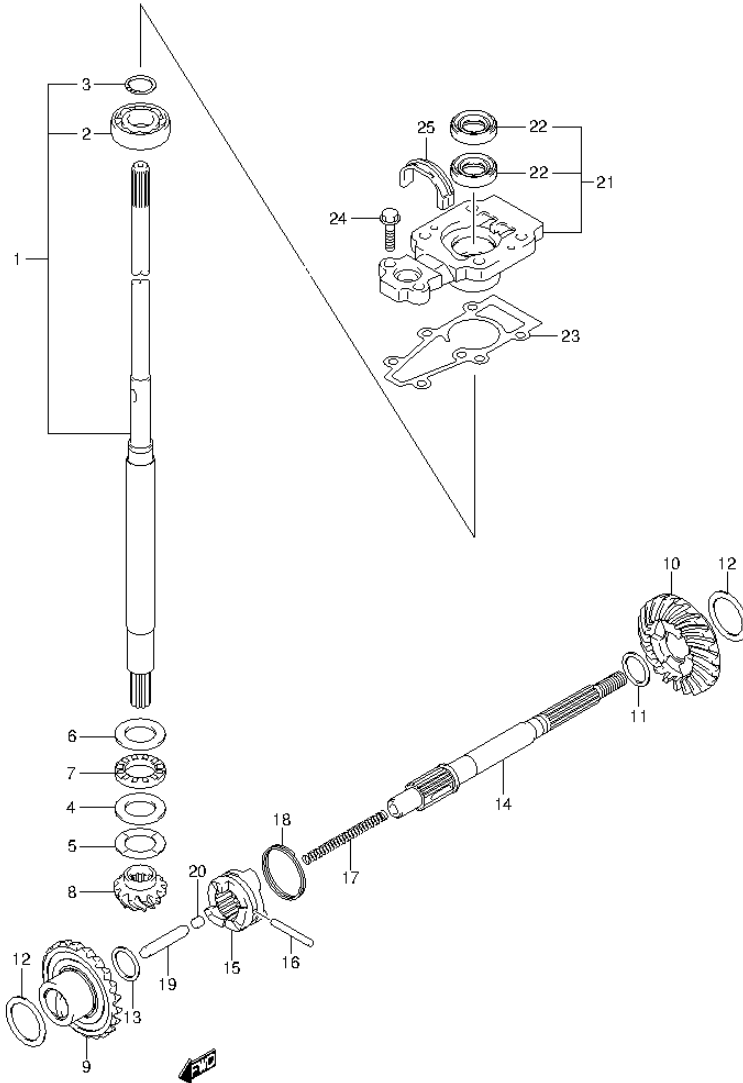


FIG.44 (1-E-4) TRANSMISSION (DT9.9 P40)

REF NO.	PART NO.	DESCRIPTION	Q'TY	REMARKS
1-1	57100-90L40	SHAFT ASSY, DRIVE (S)	1	W/TRANSOM(S)
1-2	57100-90L30	SHAFT ASSY, DRIVE (L)	1	W/TRANSOM(L)
2	08110-60020	.BEARING	1	
3	09380-15001	.SNAP RING	1	
4	09160-20027	WASHER (20X35X2.75)	1	
5-1	09181-20251	SHIM (T:1.0)	1	
5-2	09160-20042	SHIM (T:1.1)	1	
5-3	09160-20043	SHIM (T:1.2)	1	
5-4	09160-20044	SHIM (T:1.3)	1	
5-5	09181-20244	SHIM (T:0.7)	1	
5-6	09181-20246	SHIM (T:0.8)	1	
5-7	09181-20248	SHIM (T:0.9)	1	
6	09160-21L01	WASHER (21X35X2.75)	1	
7	09263-20L04	BEARING (20X35X4.5)	1	
8	57311-99J10	PINION	1	
9	57510-99J10	GEAR, FORWARD (NT:25)	1	
10	57521-99J10	GEAR, REVERSE (NT:25)	1	
11-1	09160-17024	WASHER (T:1.1)	1	REV
11-2	09160-17039	WASHER (T:1.2)	1	REV
11-3	09160-17025	WASHER (T:1.3)	1	REV
11-4	09160-17040	WASHER (T:1.4)	1	REV
11-5	09160-17026	WASHER (T:1.5)	1	REV
11-6	09160-17041	WASHER (T:1.6)	1	REV
11-7	09160-17027	WASHER (T:1.7)	1	REV
11-8	09160-17042	WASHER (T:1.8)	1	REV
11-9	09160-17028	WASHER (T:1.9)	1	REV
12-1	09181-25160	SHIM (T:0.7)	2	
12-2	09181-25162	SHIM (T:0.8)	2	
12-3	09181-25164	SHIM (T:0.9)	2	
12-4	09160-25040	SHIM (T:1.0)	2	
12-5	09160-25041	SHIM (T:1.1)	2	
12-6	09160-25042	SHIM (T:1.2)	2	
12-7	09181-25181	SHIM (T:1.3)	2	
13	09181-15241	WASHER (15X22X2)	1	FWD

FIG.44

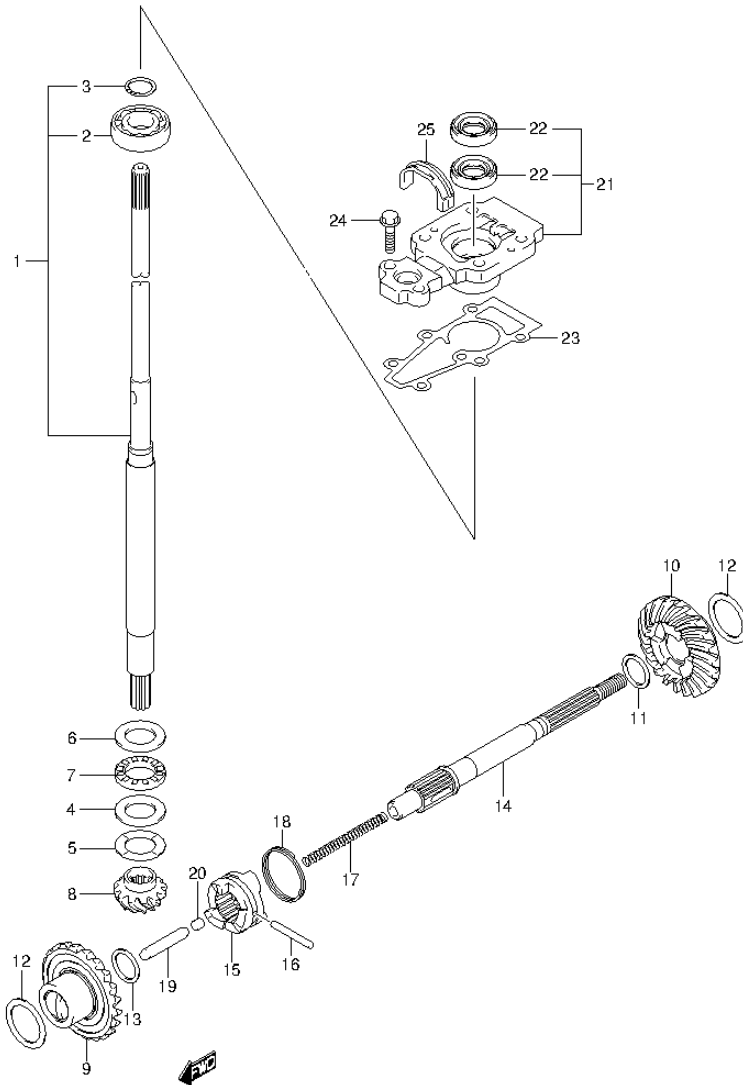


FIG.44 (1-E-5) TRANSMISSION (DT9.9 P40)

REF NO.	PART NO.	DESCRIPTION	Q'TY	REMARKS
14	57610-99JL0	SHAFT, PROPELLER	1	
15	57621-99J11	SHIFTER, CLUTCH DOG	1	
16	09202-04025	PIN (4X31)	1	
17	59441-94J00	SPRING, RETURN	1	
18	59441-99J00	SPRING, DOG	1	
19	57631-93901	ROD, PUSH	1	
20	57632-98501	PIN (6X6)	1	
21	56130-90L00	HOUSING, DRIVE SHAFT	1	
22	09282-13L01	.OIL SEAL (12.5X25X7)	2	
23	56132-99J10	GASKET, DRIVE SHAFT BRG HSG	1	
24	09116-06229	BOLT (6X25)	2	
25	55332-90L00	RUBBER, EXHAUST SEAL	1	

FIG.45

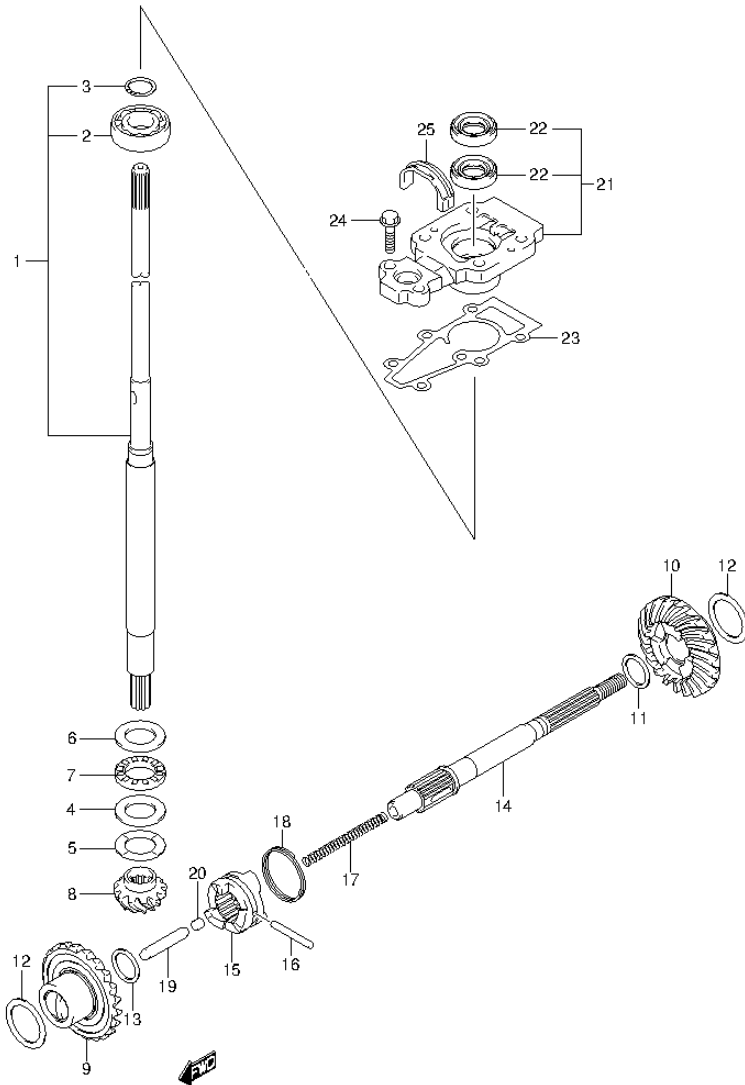


FIG.45 (1-E-6) TRANSMISSION (DT9.9K P40)

REF NO.	PART NO.	DESCRIPTION	Q'TY	REMARKS
1	57100-90L30	SHAFT ASSY, DRIVE (L)	1	
2	08110-60020	.BEARING	1	
3	09380-15001	.SNAP RING	1	
4	09160-20027	WASHER (20X35X2.75)	1	
5-1	09181-20251	SHIM (T:1.0)	1	
5-2	09160-20042	SHIM (T:1.1)	1	
5-3	09160-20043	SHIM (T:1.2)	1	
5-4	09160-20044	SHIM (T:1.3)	1	
5-5	09181-20244	SHIM (T:0.7)	1	
5-6	09181-20246	SHIM (T:0.8)	1	
5-7	09181-20248	SHIM (T:0.9)	1	
6	09160-21L01	WASHER (21X35X2.75)	1	
7	09263-20L04	BEARING (20X35X4.5)	1	
8	57311-99J10	PINION	1	
9	57510-99J10	GEAR, FORWARD (NT:25)	1	
10	57521-99J10	GEAR, REVERSE (NT:25)	1	
11-1	09160-17024	WASHER (T:1.1)	1	REV
11-2	09160-17039	WASHER (T:1.2)	1	REV
11-3	09160-17025	WASHER (T:1.3)	1	REV
11-4	09160-17040	WASHER (T:1.4)	1	REV
11-5	09160-17026	WASHER (T:1.5)	1	REV
11-6	09160-17041	WASHER (T:1.6)	1	REV
11-7	09160-17027	WASHER (T:1.7)	1	REV
11-8	09160-17042	WASHER (T:1.8)	1	REV
11-9	09160-17028	WASHER (T:1.9)	1	REV
12-1	09181-25160	SHIM (T:0.7)	2	
12-2	09181-25162	SHIM (T:0.8)	2	
12-3	09181-25164	SHIM (T:0.9)	2	
12-4	09160-25040	SHIM (T:1.0)	2	
12-5	09160-25041	SHIM (T:1.1)	2	
12-6	09160-25042	SHIM (T:1.2)	2	
12-7	09181-25181	SHIM (T:1.3)	2	
13	09181-15241	WASHER (15X22X2)	1	FWD

FIG.45

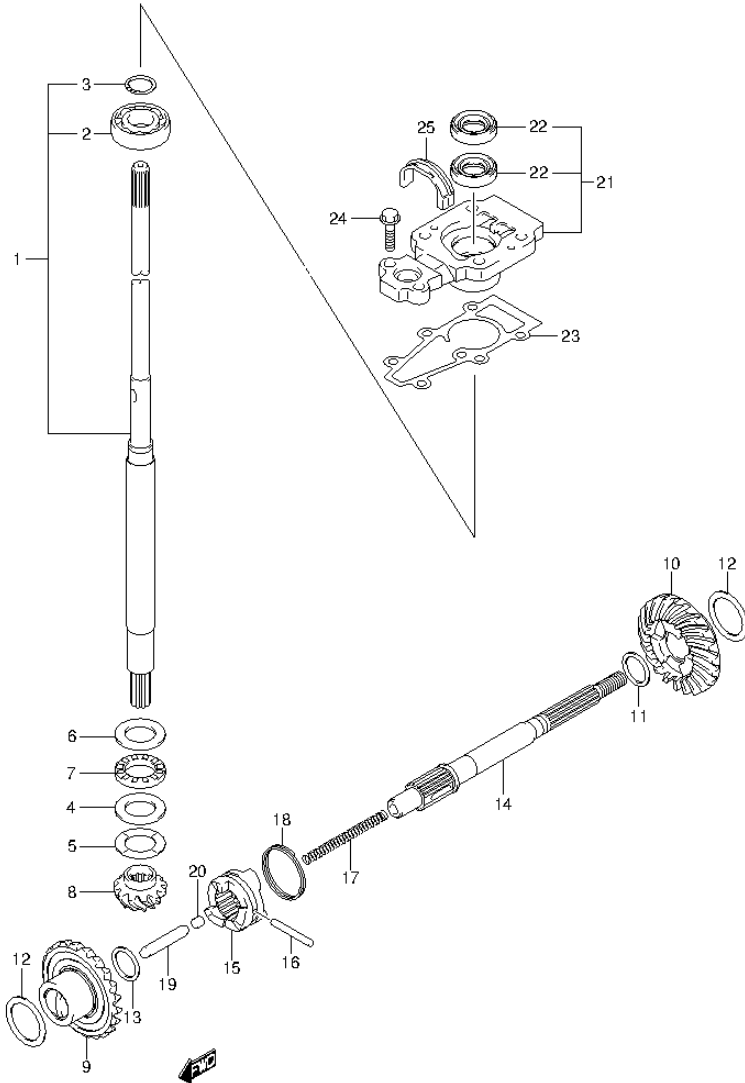


FIG.45 (1-E-7) TRANSMISSION (DT9.9K P40)

REF NO.	PART NO.	DESCRIPTION	Q'TY	REMARKS
14	57610-99JL0	SHAFT, PROPELLER	1	
15	57621-99J11	SHIFTER, CLUTCH DOG	1	
16	09202-04025	PIN (4X31)	1	
17	59441-94J00	SPRING, RETURN	1	
18	59441-99J00	SPRING, DOG	1	
19	57631-93901	ROD, PUSH	1	
20	57632-98501	PIN (6X6)	1	
21	56130-90L00	HOUSING, DRIVE SHAFT	1	
22	09282-13L01	.OIL SEAL (12.5X25X7)	2	
23	56132-99J10	GASKET, DRIVE SHAFT BRG HSG	1	
24	09116-06229	BOLT (6X25)	2	
25	55332-90L00	RUBBER, EXHAUST SEAL	1	

FIG.46

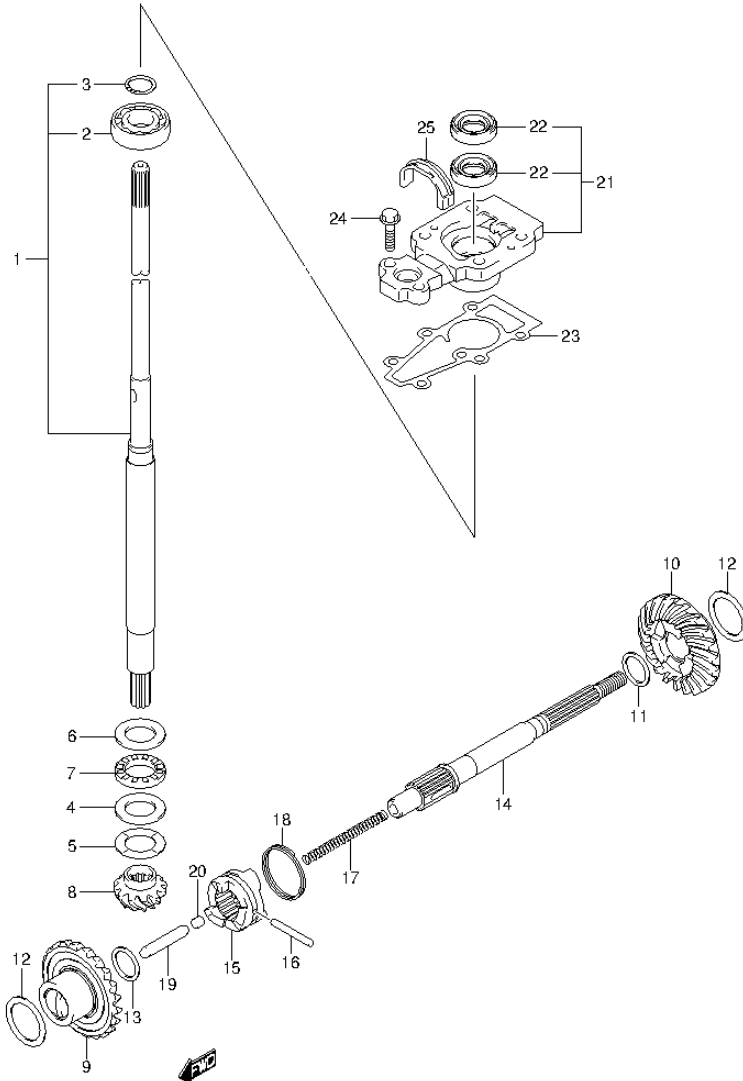


FIG.46 (1-E-8) TRANSMISSION (DT9.9K P36)

REF NO.	PART NO.	DESCRIPTION	Q'TY	REMARKS
1-1	57100-90L40	SHAFT ASSY, DRIVE (S)	1	W/TRANSOM(S)
1-2	57100-90L30	SHAFT ASSY, DRIVE (L)	1	W/TRANSOM(L)
2	08110-60020	.BEARING	1	
3	09380-15001	.SNAP RING	1	
4	09160-20027	WASHER (20X35X2.75)	1	
5-1	09181-20251	SHIM (T:1.0)	1	
5-2	09160-20042	SHIM (T:1.1)	1	
5-3	09160-20043	SHIM (T:1.2)	1	
5-4	09160-20044	SHIM (T:1.3)	1	
5-5	09181-20244	SHIM (T:0.7)	1	
5-6	09181-20246	SHIM (T:0.8)	1	
5-7	09181-20248	SHIM (T:0.9)	1	
6	09160-21L01	WASHER (21X35X2.75)	1	
7	09263-20L04	BEARING (20X35X4.5)	1	
8	57311-99J10	PINION	1	
9	57510-99J10	GEAR, FORWARD (NT:25)	1	
10	57521-99J10	GEAR, REVERSE (NT:25)	1	
11-1	09160-17024	WASHER (T:1.1)	1	REV
11-2	09160-17039	WASHER (T:1.2)	1	REV
11-3	09160-17025	WASHER (T:1.3)	1	REV
11-4	09160-17040	WASHER (T:1.4)	1	REV
11-5	09160-17026	WASHER (T:1.5)	1	REV
11-6	09160-17041	WASHER (T:1.6)	1	REV
11-7	09160-17027	WASHER (T:1.7)	1	REV
11-8	09160-17042	WASHER (T:1.8)	1	REV
11-9	09160-17028	WASHER (T:1.9)	1	REV
12-1	09181-25160	SHIM (T:0.7)	2	
12-2	09181-25162	SHIM (T:0.8)	2	
12-3	09181-25164	SHIM (T:0.9)	2	
12-4	09160-25040	SHIM (T:1.0)	2	
12-5	09160-25041	SHIM (T:1.1)	2	
12-6	09160-25042	SHIM (T:1.2)	2	
12-7	09181-25181	SHIM (T:1.3)	2	
13	09181-15241	WASHER (15X22X2)	1	FWD

FIG.46

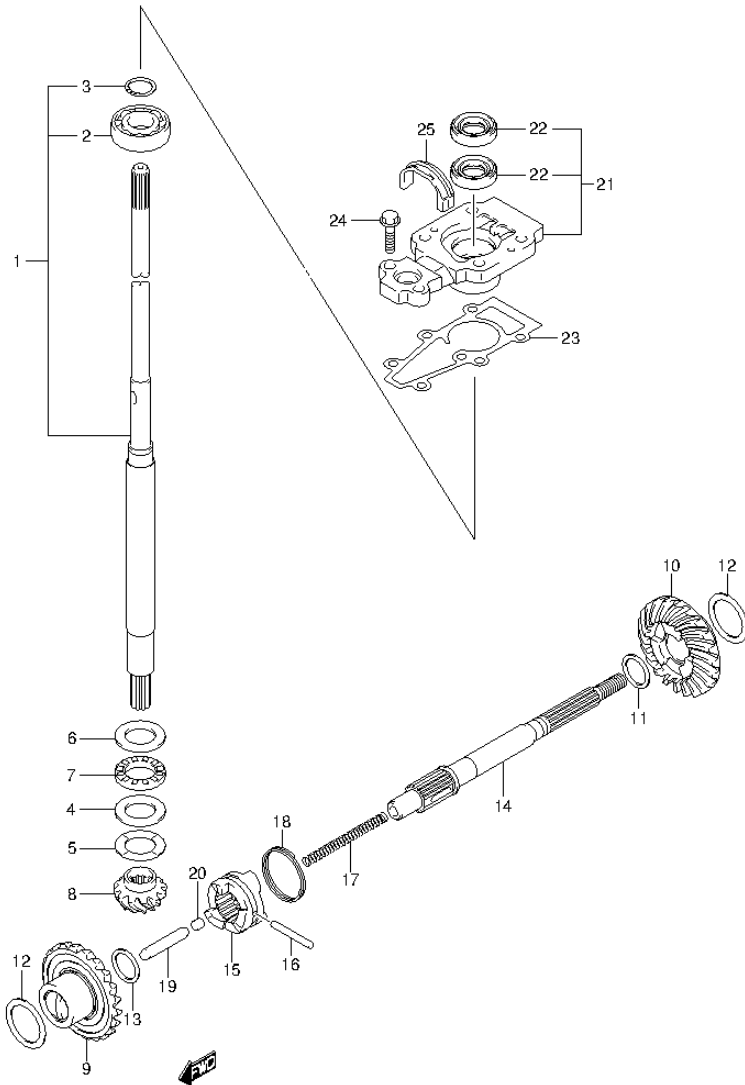


FIG.46 (1-E-9) TRANSMISSION (DT9.9K P36)

REF NO.	PART NO.	DESCRIPTION	Q'TY	REMARKS
14	57610-99JL0	SHAFT, PROPELLER	1	
15	57621-99J11	SHIFTER, CLUTCH DOG	1	
16	09202-04025	PIN (4X31)	1	
17	59441-94J00	SPRING, RETURN	1	
18	59441-99J00	SPRING, DOG	1	
19	57631-93901	ROD, PUSH	1	
20	57632-98501	PIN (6X6)	1	
21	56130-90L00	HOUSING, DRIVE SHAFT	1	
22	09282-13L01	.OIL SEAL (12.5X25X7)	2	
23	56132-99J10	GASKET, DRIVE SHAFT BRG HSG	1	
24	09116-06229	BOLT (6X25)	2	
25	55332-90L00	RUBBER, EXHAUST SEAL	1	

FIG.47

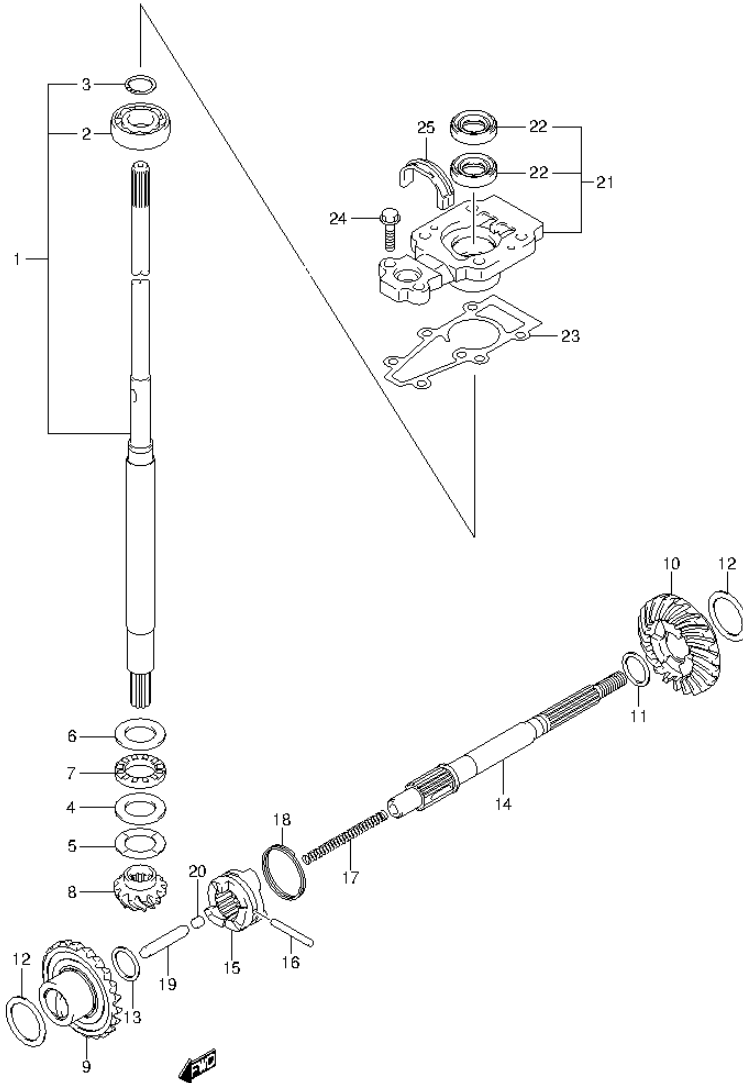


FIG.47 (1-E-10) TRANSMISSION (DT15 P40)

REF NO.	PART NO.	DESCRIPTION	Q'TY	REMARKS
1-1	57100-90L40	SHAFT ASSY, DRIVE (S)	1	W/TRANSOM(S)
1-2	57100-90L30	SHAFT ASSY, DRIVE (L)	1	W/TRANSOM(L)
2	08110-60020	.BEARING	1	
3	09380-15001	.SNAP RING	1	
4	09160-20027	WASHER (20X35X2.75)	1	
5-1	09181-20251	SHIM (T:1.0)	1	
5-2	09160-20042	SHIM (T:1.1)	1	
5-3	09160-20043	SHIM (T:1.2)	1	
5-4	09160-20044	SHIM (T:1.3)	1	
5-5	09181-20244	SHIM (T:0.7)	1	
5-6	09181-20246	SHIM (T:0.8)	1	
5-7	09181-20248	SHIM (T:0.9)	1	
6	09160-21L01	WASHER (21X35X2.75)	1	
7	09263-20L04	BEARING (20X35X4.5)	1	
8	57311-99J10	PINION	1	
9	57510-99J10	GEAR, FORWARD (NT:25)	1	
10	57521-99J10	GEAR, REVERSE (NT:25)	1	
11-1	09160-17024	WASHER (T:1.1)	1	REV
11-2	09160-17039	WASHER (T:1.2)	1	REV
11-3	09160-17025	WASHER (T:1.3)	1	REV
11-4	09160-17040	WASHER (T:1.4)	1	REV
11-5	09160-17026	WASHER (T:1.5)	1	REV
11-6	09160-17041	WASHER (T:1.6)	1	REV
11-7	09160-17027	WASHER (T:1.7)	1	REV
11-8	09160-17042	WASHER (T:1.8)	1	REV
11-9	09160-17028	WASHER (T:1.9)	1	REV
12-1	09181-25160	SHIM (T:0.7)	2	
12-2	09181-25162	SHIM (T:0.8)	2	
12-3	09181-25164	SHIM (T:0.9)	2	
12-4	09160-25040	SHIM (T:1.0)	2	
12-5	09160-25041	SHIM (T:1.1)	2	
12-6	09160-25042	SHIM (T:1.2)	2	
12-7	09181-25181	SHIM (T:1.3)	2	
13	09181-15241	WASHER (15X22X2)	1	FWD

FIG.47

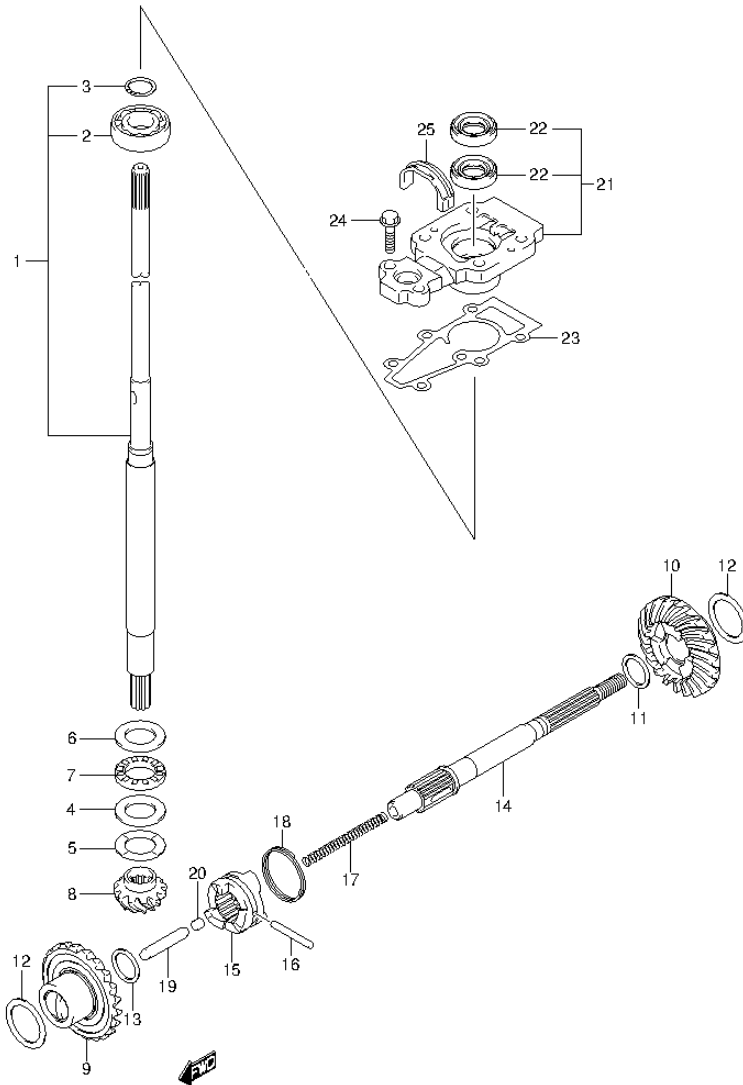


FIG.47 (1-E-11) TRANSMISSION (DT15 P40)

REF NO.	PART NO.	DESCRIPTION	Q'TY	REMARKS
14	57610-99JL0	SHAFT, PROPELLER	1	
15	57621-99J11	SHIFTER, CLUTCH DOG	1	
16	09202-04025	PIN (4X31)	1	
17	59441-94J00	SPRING, RETURN	1	
18	59441-99J00	SPRING, DOG	1	
19	57631-93901	ROD, PUSH	1	
20	57632-98501	PIN (6X6)	1	
21	56130-90L00	HOUSING, DRIVE SHAFT	1	
22	09282-13L01	.OIL SEAL (12.5X25X7)	2	
23	56132-99J10	GASKET, DRIVE SHAFT BRG HSG	1	
24	09116-06229	BOLT (6X25)	2	
25	55332-90L00	RUBBER, EXHAUST SEAL	1	

FIG.48

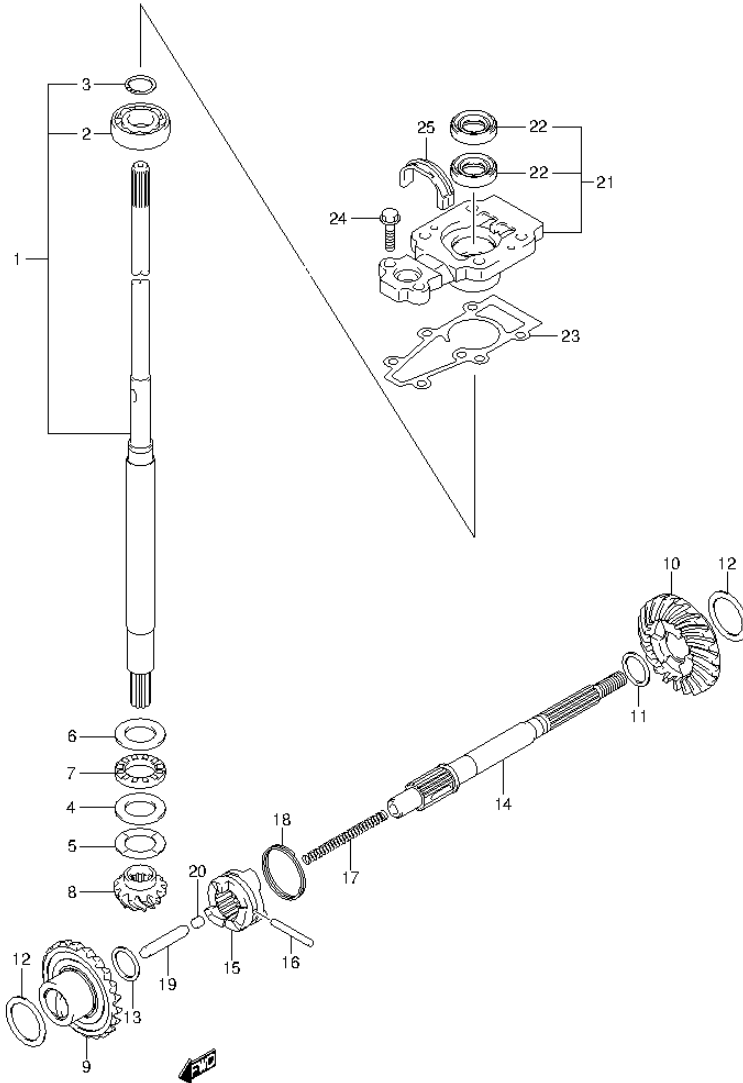


FIG.48 (1-E-12) TRANSMISSION (DT15K P36)

REF NO.	PART NO.	DESCRIPTION	Q'TY	REMARKS
1-1	57100-90L40	SHAFT ASSY, DRIVE (S)	1	W/TRANSOM(S)
1-2	57100-90L30	SHAFT ASSY, DRIVE (L)	1	W/TRANSOM(L)
2	08110-60020	.BEARING	1	
3	09380-15001	.SNAP RING	1	
4	09160-20027	WASHER (20X35X2.75)	1	
5-1	09181-20251	SHIM (T:1.0)	1	
5-2	09160-20042	SHIM (T:1.1)	1	
5-3	09160-20043	SHIM (T:1.2)	1	
5-4	09160-20044	SHIM (T:1.3)	1	
5-5	09181-20244	SHIM (T:0.7)	1	
5-6	09181-20246	SHIM (T:0.8)	1	
5-7	09181-20248	SHIM (T:0.9)	1	
6	09160-21L01	WASHER (21X35X2.75)	1	
7	09263-20L04	BEARING (20X35X4.5)	1	
8	57311-99J10	PINION	1	
9	57510-99J10	GEAR, FORWARD (NT:25)	1	
10	57521-99J10	GEAR, REVERSE (NT:25)	1	
11-1	09160-17024	WASHER (T:1.1)	1	REV
11-2	09160-17039	WASHER (T:1.2)	1	REV
11-3	09160-17025	WASHER (T:1.3)	1	REV
11-4	09160-17040	WASHER (T:1.4)	1	REV
11-5	09160-17026	WASHER (T:1.5)	1	REV
11-6	09160-17041	WASHER (T:1.6)	1	REV
11-7	09160-17027	WASHER (T:1.7)	1	REV
11-8	09160-17042	WASHER (T:1.8)	1	REV
11-9	09160-17028	WASHER (T:1.9)	1	REV
12-1	09181-25160	SHIM (T:0.7)	2	
12-2	09181-25162	SHIM (T:0.8)	2	
12-3	09181-25164	SHIM (T:0.9)	2	
12-4	09160-25040	SHIM (T:1.0)	2	
12-5	09160-25041	SHIM (T:1.1)	2	
12-6	09160-25042	SHIM (T:1.2)	2	
12-7	09181-25181	SHIM (T:1.3)	2	
13	09181-15241	WASHER (15X22X2)	1	FWD

FIG.48

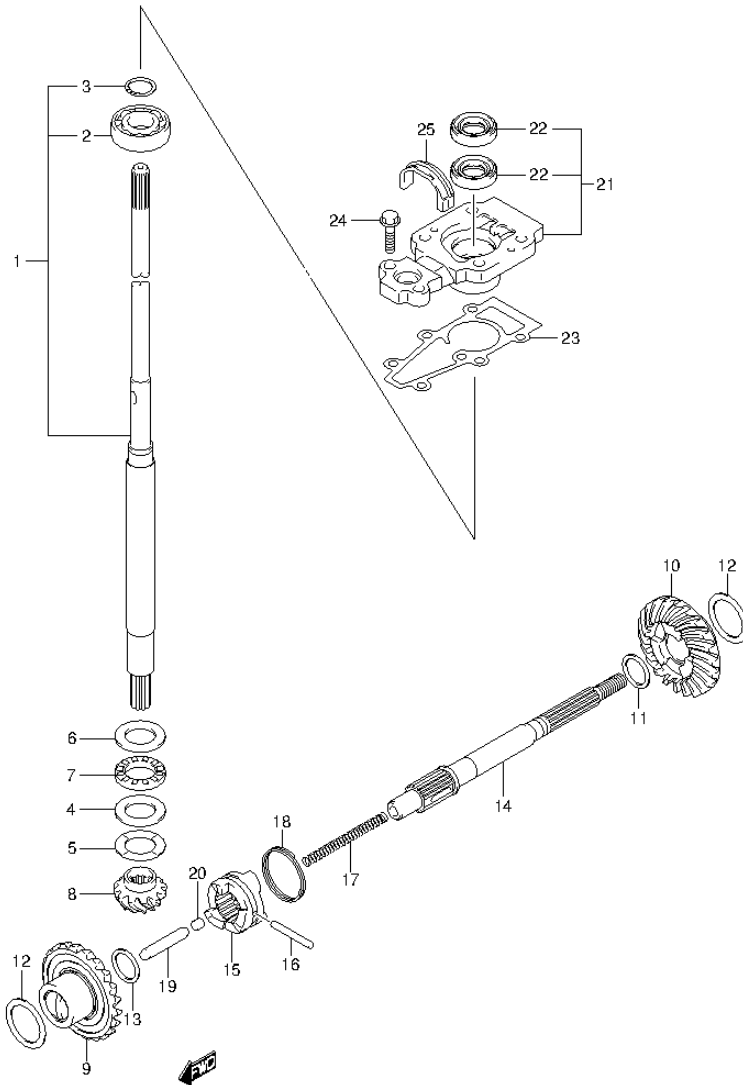


FIG.48 (1-E-13) TRANSMISSION (DT15K P36)

REF NO.	PART NO.	DESCRIPTION	Q'TY	REMARKS
14	57610-99JL0	SHAFT, PROPELLER	1	
15	57621-99J11	SHIFTER, CLUTCH DOG	1	
16	09202-04025	PIN (4X31)	1	
17	59441-94J00	SPRING, RETURN	1	
18	59441-99J00	SPRING, DOG	1	
19	57631-93901	ROD, PUSH	1	
20	57632-98501	PIN (6X6)	1	
21	56130-90L00	HOUSING, DRIVE SHAFT	1	
22	09282-13L01	.OIL SEAL (12.5X25X7)	2	
23	56132-99J10	GASKET, DRIVE SHAFT BRG HSG	1	
24	09116-06229	BOLT (6X25)	2	
25	55332-90L00	RUBBER, EXHAUST SEAL	1	

FIG.49

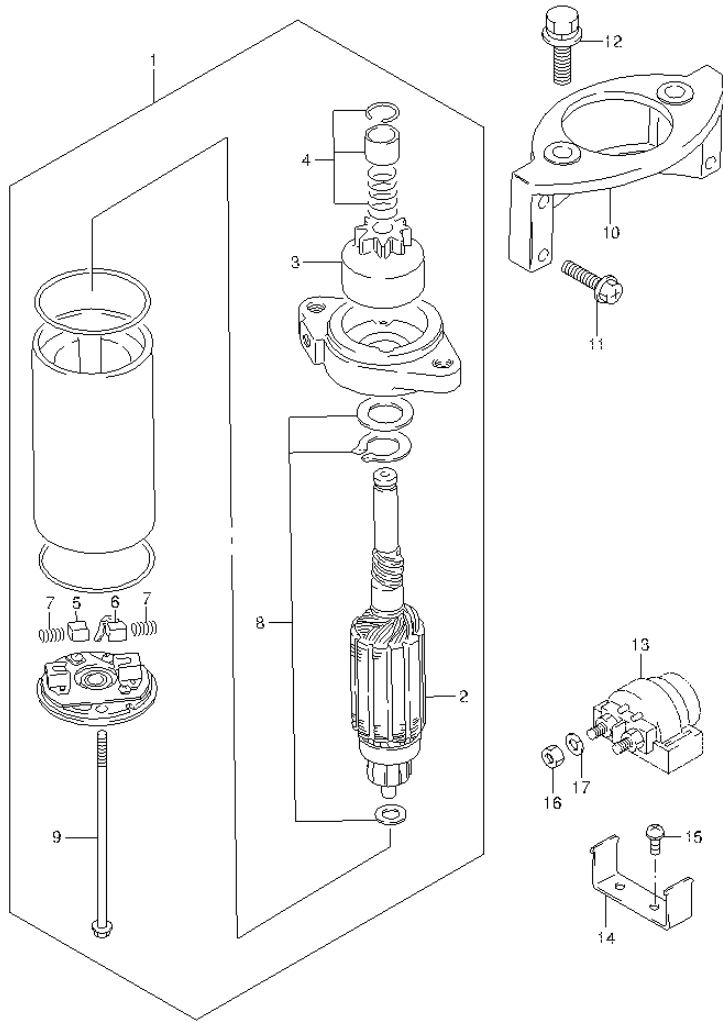


FIG.49 (1-E-14) STARTING MOTOR (DT15 P40)

REF NO.	PART NO.	DESCRIPTION	Q'TY	REMARKS
1	31100-89E01	MOTOR, STARTING	1	
2	31310-92D10	ARMATURE, STARTER	1	
3	31320-89E00	.PINION ASSY	1	
4	31312-92D10	.STOPPER SET, PINION	1	
5	31131-89E00	.BRUSH (+)	1	
6	31132-89E00	.BRUSH (-)	1	
7	31135-92D10	.SPRING	2	
8	31360-92D10	.WASHER KIT	1	
9	31281-92D10	.BOLT, STARTER HOUSING	2	
10	31911-90L00-0EP	BRACKET, STARTER (BLACK)	1	
11	02162-06257	SCREW	4	
12	01580-08257	BOLT	2	
13	31800-94401	RELAY ASSY, STARTING MOTOR	1	
14	31805-95501	BRACKET, STARTING MOTOR RELAY	1	
15	02112-35127	SCREW	2	
16	08310-00067	NUT	2	
17	08321-01067	LOCK WASHER	2	

FIG.50

FIG.50 (1-E-15) MAGNETO (DT9.9 P40)

REF NO.	PART NO.	DESCRIPTION	Q'TY	REMARKS
1	32101-90L10	STATOR ASSY	1	
2	32102-90L10	FLYWHEEL	1	
3	09140-14008	NUT	1	
4	09160-14052	WASHER (14X27X4)	1	
5	09420-04008	KEY	1	
6	32390-93910	RETAINER, MAGNETO STATOR	2	
7	09126-06022	SCREW (6X16)	4	
8	29404-93J10	CLAMP	1	
9	02112-06127	SCREW	1	
10	32140-93900	COIL, PRIMARY	1	
11	02112-06257	SCREW	2	
12	08321-01067	LOCK WASHER	2	
13	32200-93910	COIL SET, LIGHTING	1	
14	02112-06257	.SCREW	2	
15	08321-01067	.LOCK WASHER	2	

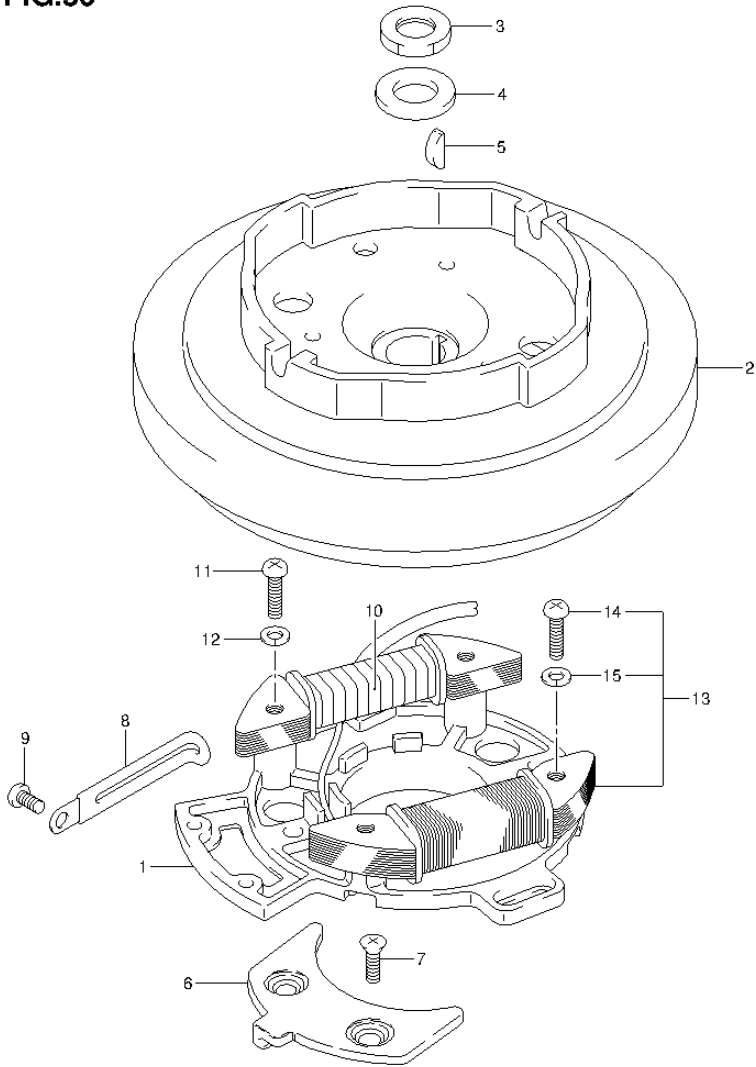


FIG.51

FIG.51 (1-F-2) MAGNETO (DT9.9K P40)

REF NO.	PART NO.	DESCRIPTION	Q'TY	REMARKS
1	32101-90L10	STATOR ASSY	1	
2	32102-90L10	FLYWHEEL	1	
3	09140-14008	NUT	1	
4	09160-14052	WASHER (14X27X4)	1	
5	09420-04008	KEY	1	
6	32390-93910	RETAINER, MAGNETO STATOR	2	
7	09126-06022	SCREW (6X16)	4	
8	29404-93J10	CLAMP	1	
9	02112-06127	SCREW	1	
10	32140-93900	COIL, PRIMARY	1	
11	02112-06257	SCREW	2	
12	08321-01067	LOCK WASHER	2	
13	32200-93910	COIL SET, LIGHTING	1	
14	02112-06257	.SCREW	2	
15	08321-01067	.LOCK WASHER	2	

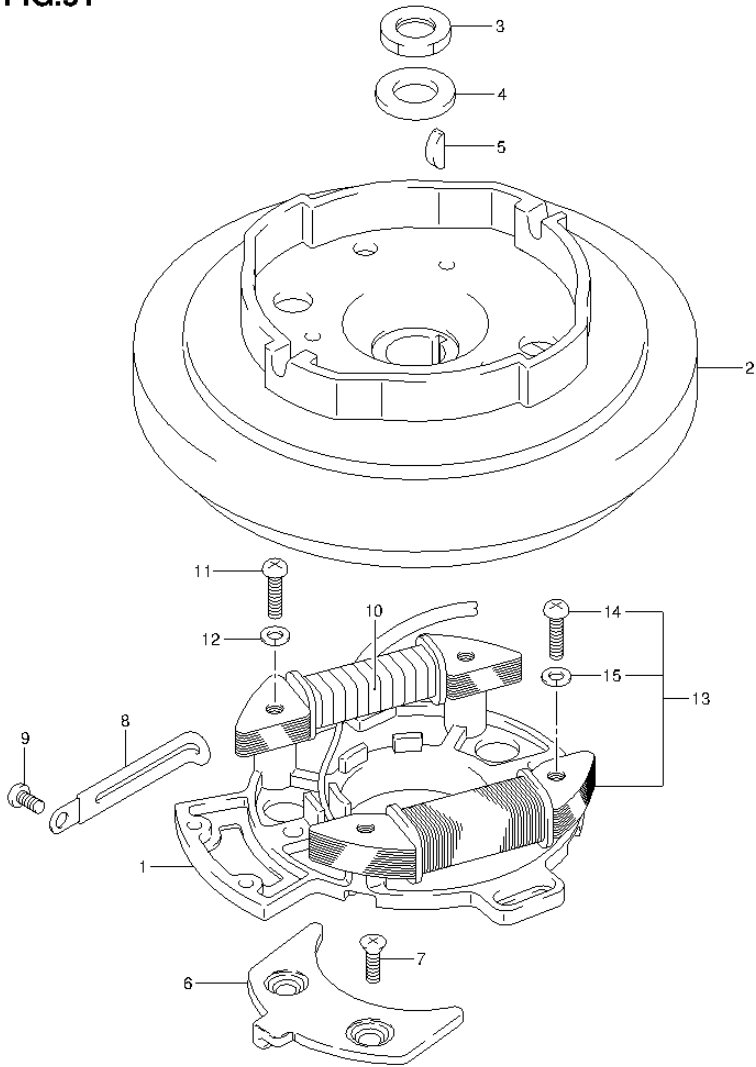


FIG.52

FIG.52 (1-F-3) MAGNETO (DT9.9K P36)

REF NO.	PART NO.	DESCRIPTION	Q'TY	REMARKS
1	32101-90L10	STATOR ASSY	1	
2	32102-90L10	FLYWHEEL	1	
3	09140-14008	NUT	1	
4	09160-14052	WASHER (14X27X4)	1	
5	09420-04008	KEY	1	
6	32390-93910	RETAINER, MAGNETO STATOR	2	
7	09126-06022	SCREW (6X16)	4	
8	29404-93J10	CLAMP	1	
9	02112-06127	SCREW	1	
10	32140-93900	COIL, PRIMARY	1	
11	02112-06257	SCREW	2	
12	08321-01067	LOCK WASHER	2	
13	32200-93910	COIL SET, LIGHTING	1	
14	02112-06257	.SCREW	2	
15	08321-01067	.LOCK WASHER	2	

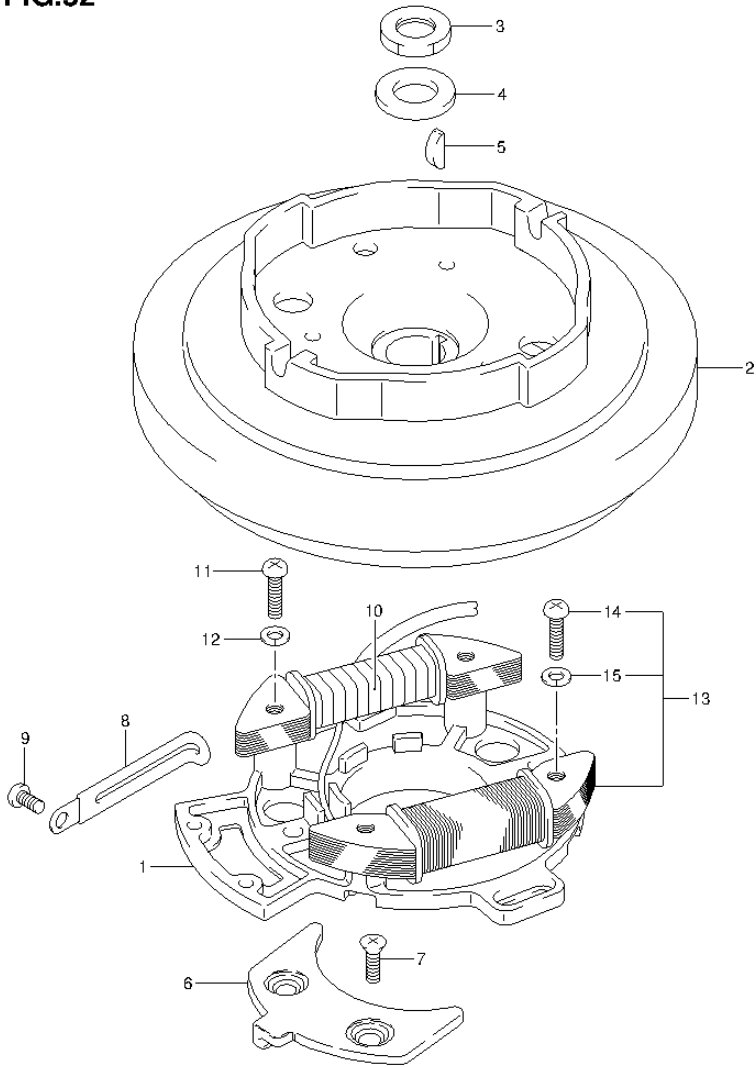


FIG.53

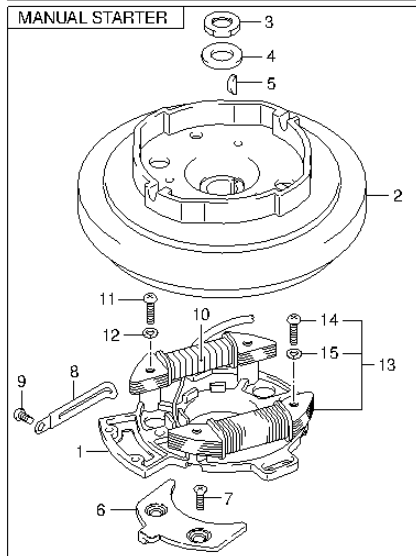
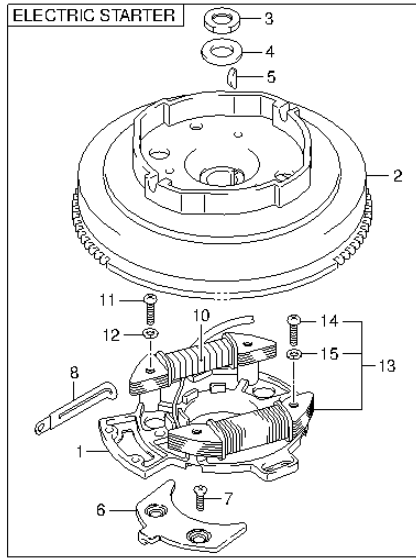


FIG.53 (1-F-4) MAGNETO (DT15 P40)

REF NO.	PART NO.	DESCRIPTION	Q'TY	REMARKS
1-1	32101-90L10	STATOR ASSY	1	MANUAL STARTER
1-2	32101-90L00	STATOR ASSY	1	ELECTRIC STARTER
2-1	32102-90L10	FLYWHEEL	1	MANUAL STARTER
2-2	32102-90L00	FLYWHEEL	1	ELECTRIC STARTER
3	09140-14008	NUT	1	
4	09160-14052	WASHER (14X27X4)	1	
5	09420-04008	KEY	1	
6	32390-93910	RETAINER, MAGNETO STATOR	2	
7	09126-06022	SCREW (6X16)	4	
8	29404-93J10	CLAMP	1	
9	02112-06127	SCREW	1	MANUAL STARTER
10	32140-93900	COIL, PRIMARY	1	
11	02112-06257	SCREW	2	
12	08321-01067	LOCK WASHER	2	
13	32200-93910	COIL SET, LIGHTING	1	
14	02112-06257	SCREW	2	
15	08321-01067	LOCK WASHER	2	

FIG.54

FIG.54 (1-F-5) MAGNETO (DT15K P36)

REF NO.	PART NO.	DESCRIPTION	Q'TY	REMARKS
1	32101-90L10	STATOR ASSY	1	
2	32102-90L10	FLYWHEEL	1	
3	09140-14008	NUT	1	
4	09160-14052	WASHER (14X27X4)	1	
5	09420-04008	KEY	1	
6	32390-93910	RETAINER, MAGNETO STATOR	2	
7	09126-06022	SCREW (6X16)	4	
8	29404-93J10	CLAMP	1	
9	02112-06127	SCREW	1	
10	32140-93900	COIL, PRIMARY	1	
11	02112-06257	SCREW	2	
12	08321-01067	LOCK WASHER	2	
13	32200-93910	COIL SET, LIGHTING	1	
14	02112-06257	.SCREW	2	
15	08321-01067	.LOCK WASHER	2	

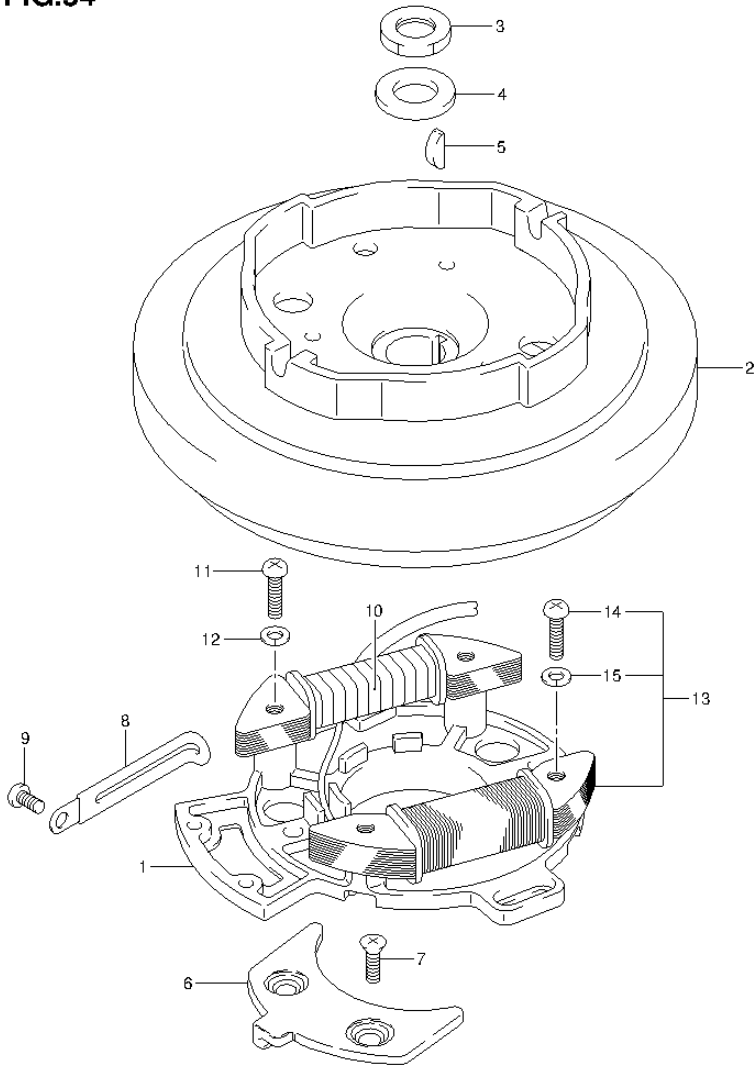


FIG.55

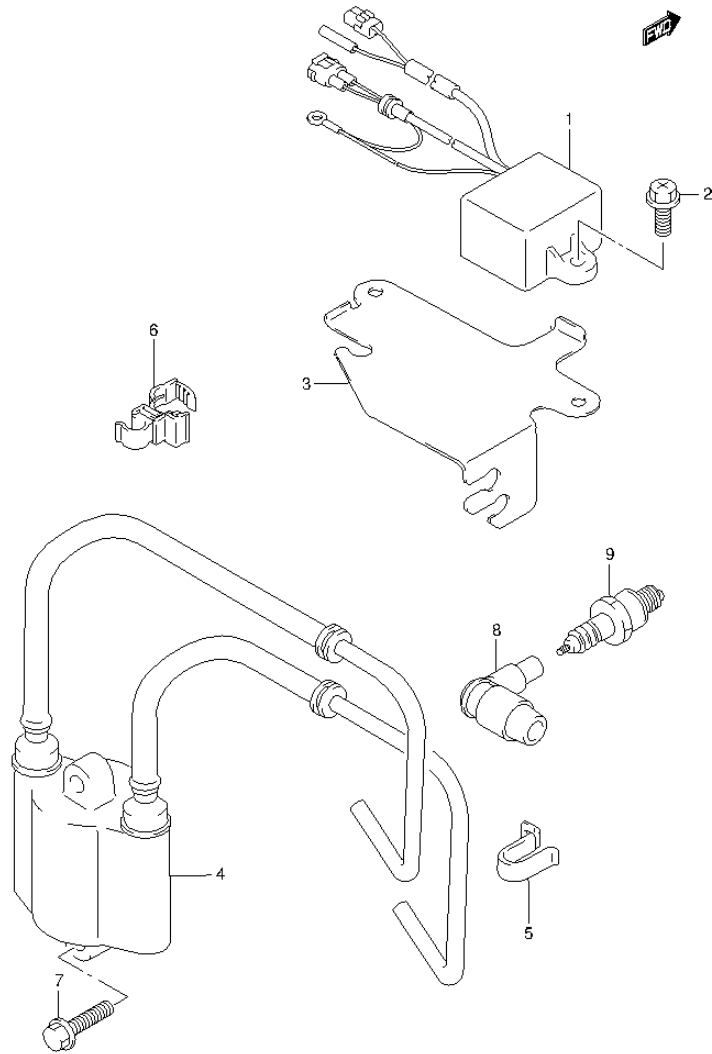


FIG.55 (1-F-6) IGNITION COIL (DT9.9 P40)

REF NO.	PART NO.	DESCRIPTION	Q'TY	REMARKS
1	32900-90L00	CDI UNIT	1	
2	02162-06167	SCREW	2	
3	32915-93900	BRACKET, CDI UNIT	1	
4	33410-90L00	COIL, IGNITION	1	
5	09403-11307	CLAMP	1	
6	09408-00265	CLAMP	1	
7	02162-06257	SCREW	2	
8	33510-90L00	CAP, SPARK PLUG	2	
9	09482-00533	SPARK PLUG (NGK, BR7HS-10)	2	

FIG.56

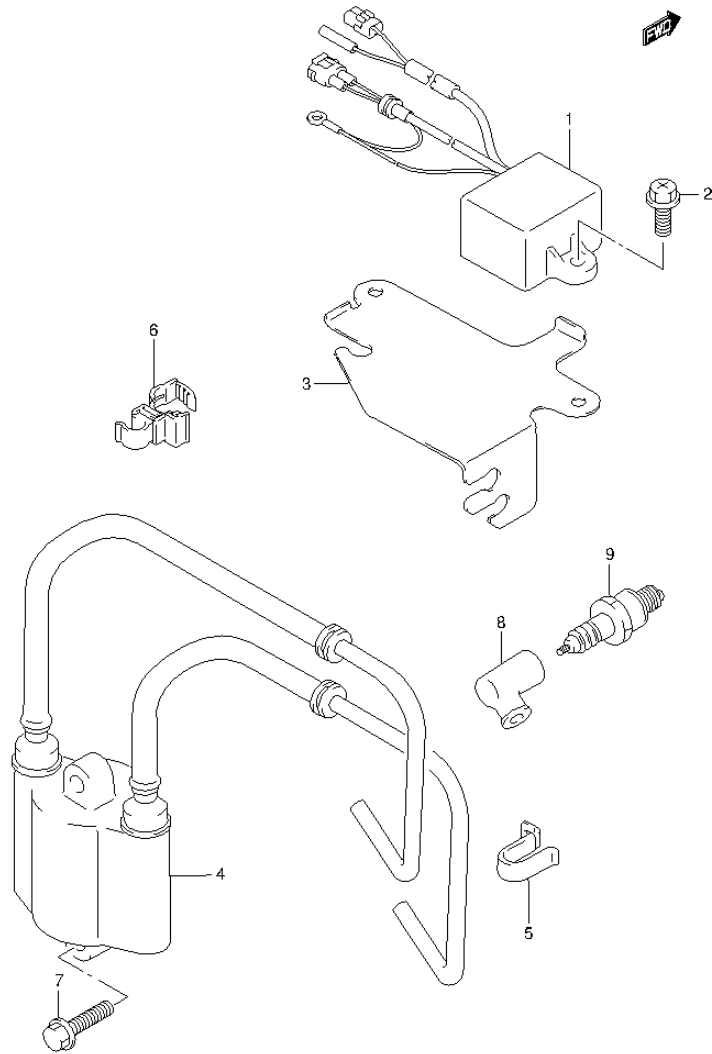


FIG.56 (1-F-7) IGNITION COIL (DT9.9K P40)

REF NO.	PART NO.	DESCRIPTION	Q'TY	REMARKS
1	32900-90L00	CDI UNIT	1	
2	02162-06167	SCREW	2	
3	32915-93900	BRACKET, CDI UNIT	1	
4	33410-90L00	COIL, IGNITION	1	
5	09403-11307	CLAMP	1	
6	09408-00265	CLAMP	1	
7	02162-06257	SCREW	2	
8	33510-95520	CAP, SPARK PLUG	2	
9	09482-00534	SPARK PLUG (NGK, BR6HS-10)	2	

FIG.57

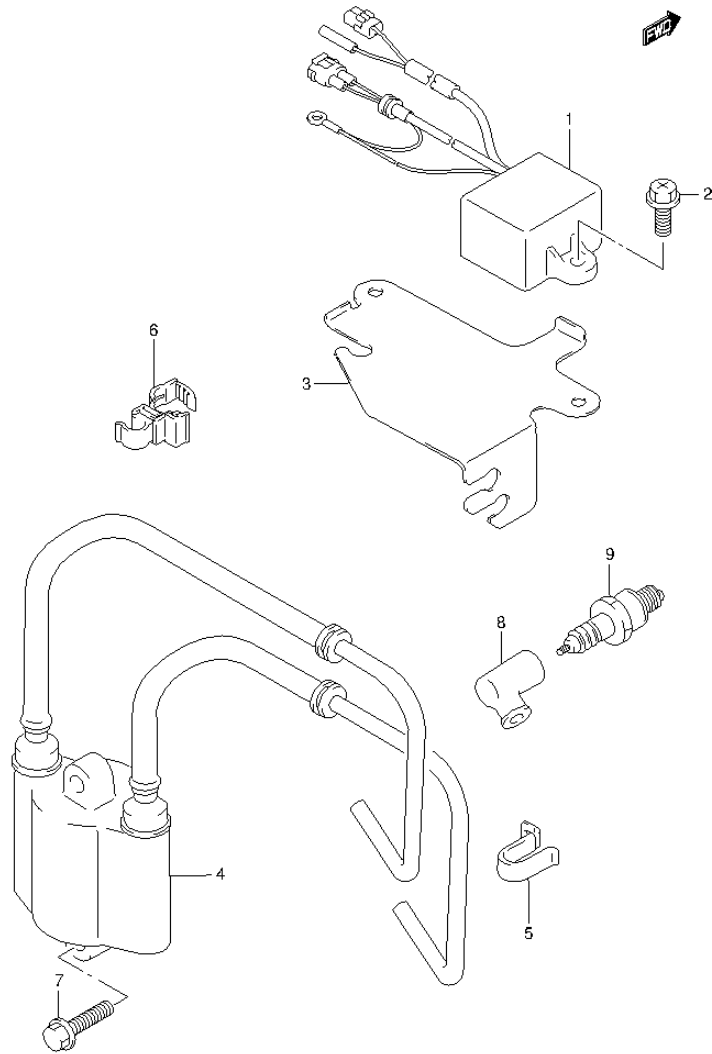


FIG.57 (1-F-8) IGNITION COIL (DT9.9K P36)

REF NO.	PART NO.	DESCRIPTION	Q'TY	REMARKS
1	32900-90L00	CDI UNIT	1	
2	02162-06167	SCREW	2	
3	32915-93900	BRACKET, CDI UNIT	1	
4	33410-90L00	COIL, IGNITION	1	
5	09403-11307	CLAMP	1	
6	09408-00265	CLAMP	1	
7	02162-06257	SCREW	2	
8	33510-95520	CAP, SPARK PLUG	2	
9	09482-00534	SPARK PLUG (NGK, BR6HS-10)	2	

FIG.58

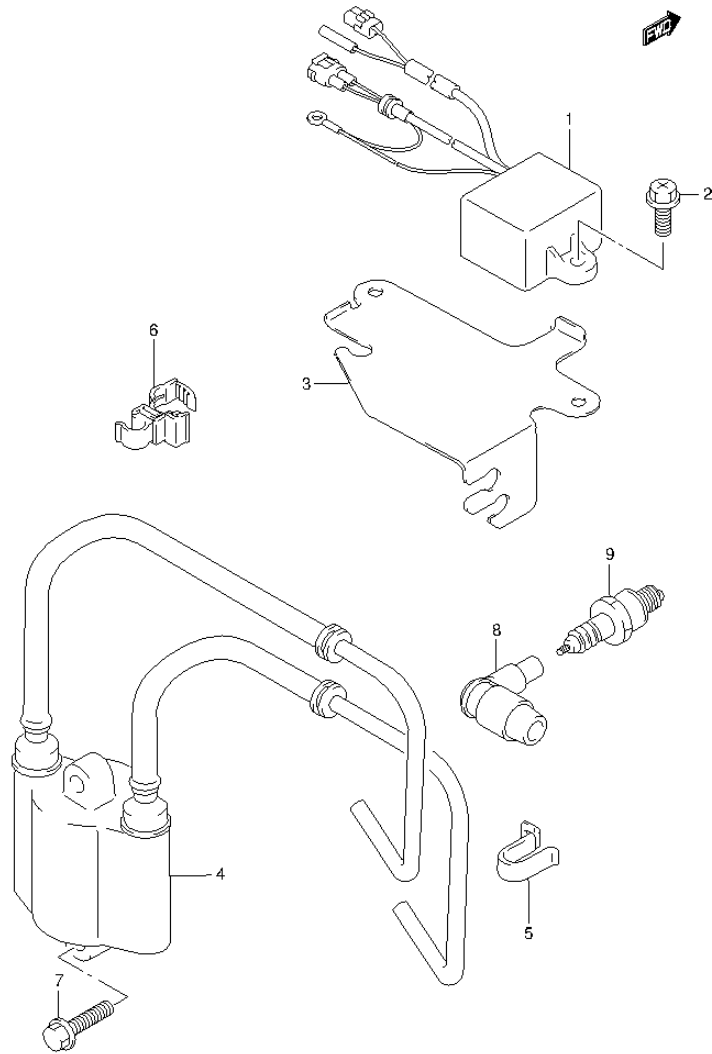


FIG.58 (1-F-9) IGNITION COIL (DT15 P40)

REF NO.	PART NO.	DESCRIPTION	Q'TY	REMARKS
1	32900-90L00	CDI UNIT	1	
2	02162-06167	SCREW	2	
3	32915-93900	BRACKET, CDI UNIT	1	
4	33410-90L00	COIL, IGNITION	1	
5	09403-11307	CLAMP	1	
6	09408-00265	CLAMP	1	
7	02162-06257	SCREW	2	
8	33510-90L00	CAP, SPARK PLUG	2	
9	09482-00533	SPARK PLUG (NGK, BR7HS-10)	2	

FIG.59

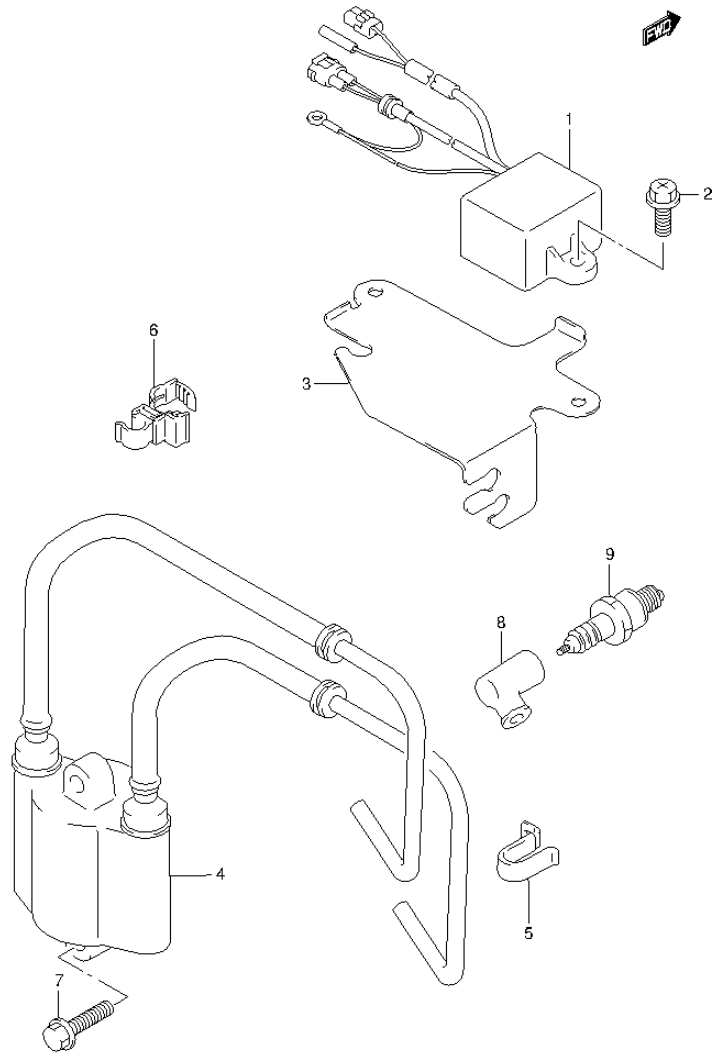


FIG.59 (1-F-10) IGNITION COIL (DT15K P36)

REF NO.	PART NO.	DESCRIPTION	Q'TY	REMARKS
1	32900-90L00	CDI UNIT	1	
2	02162-06167	SCREW	2	
3	32915-93900	BRACKET, CDI UNIT	1	
4	33410-90L00	COIL, IGNITION	1	
5	09403-11307	CLAMP	1	
6	09408-00265	CLAMP	1	
7	02162-06257	SCREW	2	
8	33510-95520	CAP, SPARK PLUG	2	
9	09482-00534	SPARK PLUG (NGK, BR6HS-10)	2	

FIG.60

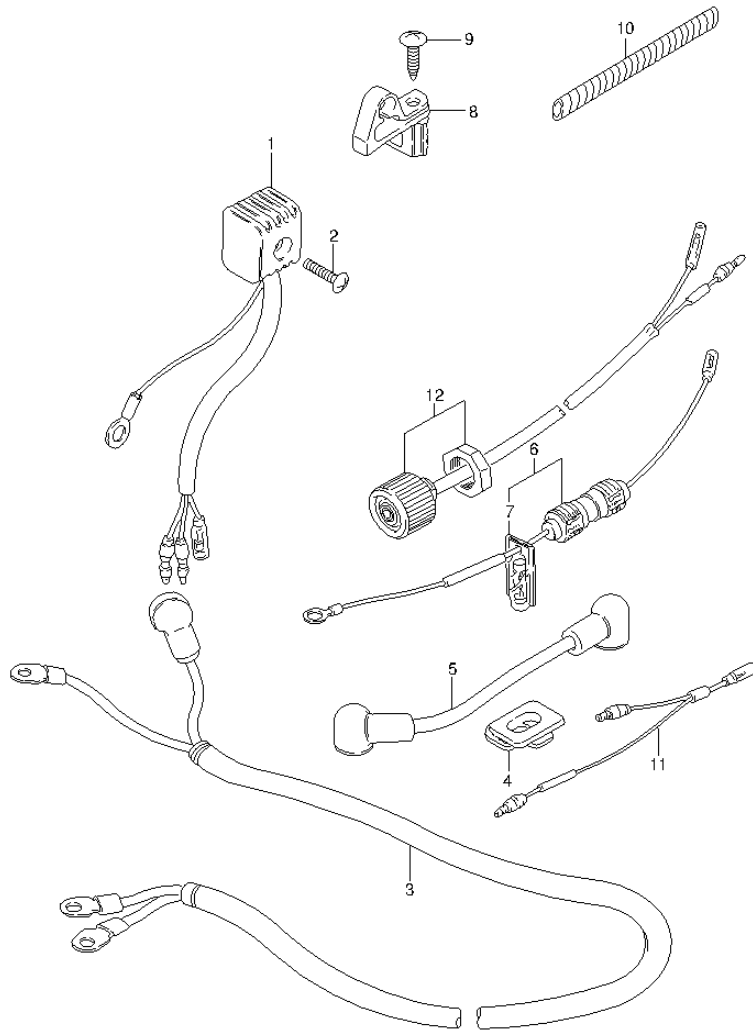


FIG.60 (1-F-11) HARNESS (DT15 P40)

REF NO.	PART NO.	DESCRIPTION	Q'TY	REMARKS
1	32800-95D01	RECTIFIER ASSY	1	
2	02142-05257	SCREW	1	
3	33810-92D00	CABLE ASSY, STARTER	1	
4	33811-96300	GROMMET, STARTER CABLE	1	
5	33820-93900	CABLE ASSY, PLUS TERM TO RELAY	1	
6	36740-93901	CASE ASSY, FUSE	1	
7	09481-20001	.FUSE (20A)	1	
8	33816-96300	CLAMP, CABLE	1	
9	03241-0625A	SCREW	1	
10	33833-91J00	TUBE, TRIM RELAY CABLE	1	L:250->100
11	36610-93901	WIRE HARNESS	1	
12	37160-93922	SWITCH ASSY, START	1	ELECTRIC STARTER

FIG.61

FIG.61 (1-F-12) ELECTRICAL (DT9.9 P40)

REF NO.	PART NO.	DESCRIPTION	Q'TY	REMARKS
1	37835-95D00	LABEL, STOP	1	
2	02162-06127	SCREW	1	
3	37830-90L00	SWITCH ASSY, EMERGENCY/STOP	1	
4	37823-97J00	.PLATE	1	
5	37826-97J00	.NUT	1	
6	37801-98300	LEAD, EMERGENCY/STOP SWITCH	1	

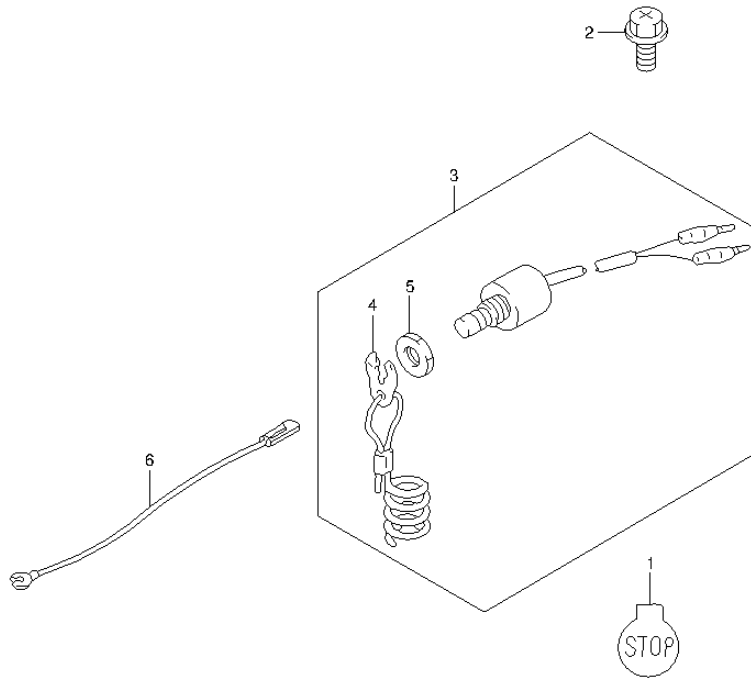


FIG.62

FIG.62 (1-F-13) ELECTRICAL (DT9.9K P40)

REF NO.	PART NO.	DESCRIPTION	Q'TY	REMARKS
1	37835-95D00	LABEL, STOP	1	
2	02162-06127	SCREW	1	
3	37830-90L00	SWITCH ASSY, EMERGENCY/STOP	1	
4	37823-97J00	.PLATE	1	
5	37826-97J00	.NUT	1	
6	37801-98300	LEAD, EMERGENCY/STOP SWITCH	1	
7	56123-986L0	WASHER, EMER & STOP SW	1	
8	09160-16053	SPACER (16X20X2)	1	

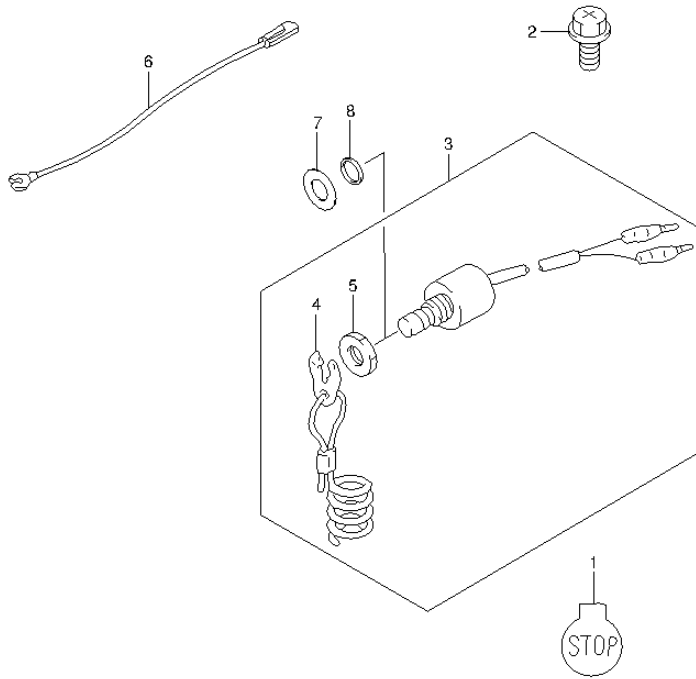


FIG.63

FIG.63 (1-F-14) ELECTRICAL (DT9.9K P36)

REF NO.	PART NO.	DESCRIPTION	Q'TY	REMARKS
1	37835-95D00	LABEL, STOP	1	
2	02162-06127	SCREW	1	
3	37830-90L00	SWITCH ASSY, EMERGENCY/STOP	1	
4	37823-97J00	.PLATE	1	
5	37826-97J00	.NUT	1	
6	37801-98300	LEAD, EMERGENCY/STOP SWITCH	1	
7	56123-986L0	WASHER, EMER & STOP SW	1	
8	09160-16053	SPACER (16X20X2)	1	

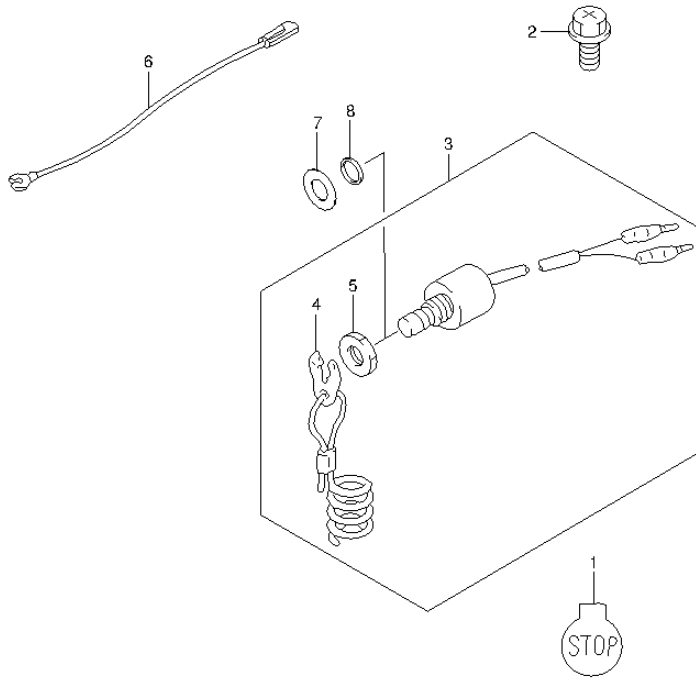


FIG.64

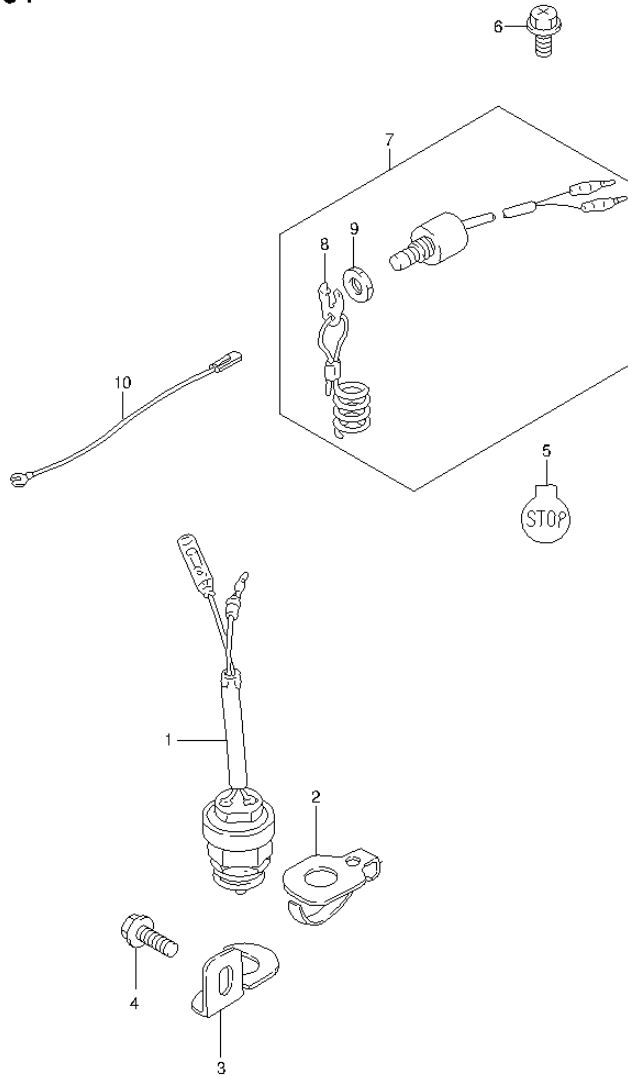


FIG.64 (1-F-15) ELECTRICAL (DT15 P40)

REF NO.	PART NO.	DESCRIPTION	Q'TY	REMARKS
1	37721-96354	SWITCH ASSY, NEUTRAL	1	ELECTRIC STARTER
2	37725-94302	ACTUATOR, NEUTRAL SWITCH	1	ELECTRIC STARTER
3	37726-94402	BRACKET, NEUTRAL SWITCH	1	ELECTRIC STARTER
4	02162-06167	SCREW	1	ELECTRIC STARTER
5	37835-95D00	LABEL, STOP	1	
6	02162-06127	SCREW	1	
7	37830-90L00	SWITCH ASSY, EMERGENCY/STOP	1	
8	37823-97J00	.PLATE	1	
9	37826-97J00	.NUT	1	
10	37801-98300	LEAD, EMERGENCY/STOP SWITCH	1	

FIG.65

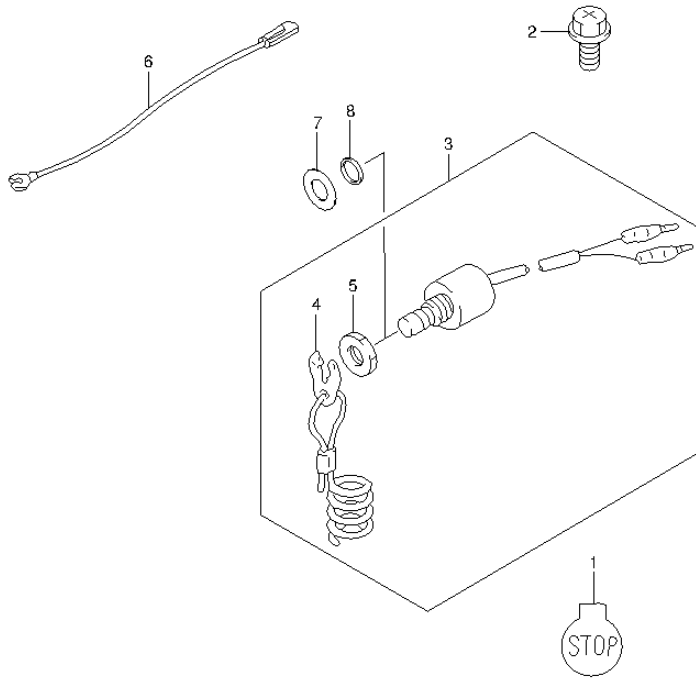


FIG.65 (1-G-2) ELECTRICAL (DT15K P36)

REF NO.	PART NO.	DESCRIPTION	Q'TY	REMARKS
1	37835-95D00	LABEL, STOP	1	
2	02162-06127	SCREW	1	
3	37830-90L00	SWITCH ASSY, EMERGENCY/STOP	1	
4	37823-97J00	.PLATE	1	
5	37826-97J00	.NUT	1	
6	37801-98300	LEAD, EMERGENCY/STOP SWITCH	1	
7	56123-986L0	WASHER, EMER & STOP SW	1	
8	09160-16053	SPACER (16X20X2)	1	

FIG.66

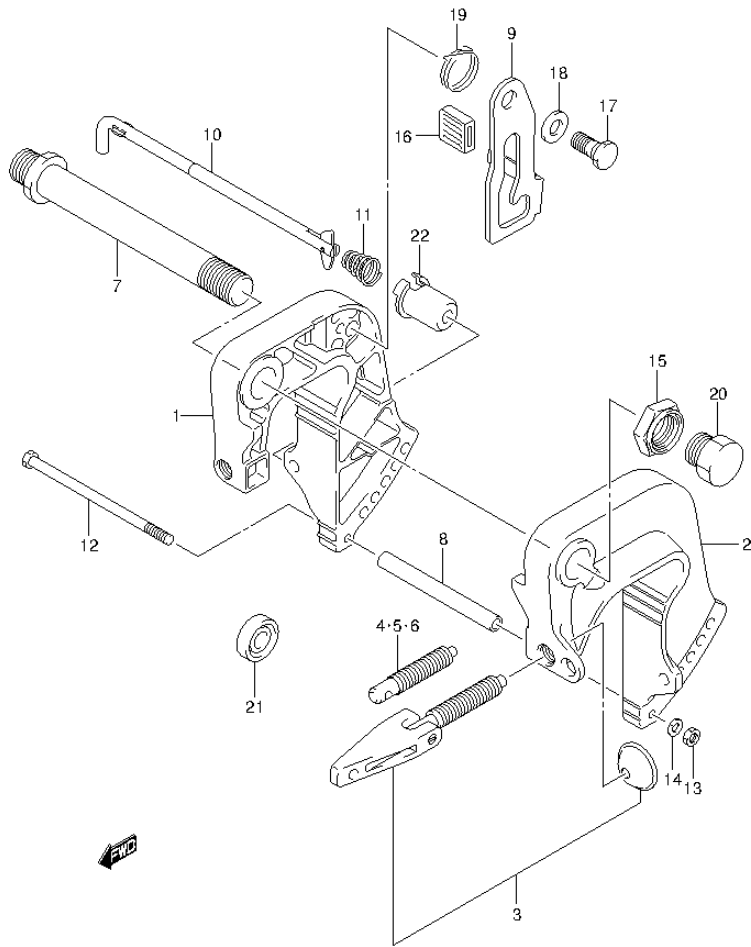


FIG.66 (1-G-3) CLAMP BRACKET

REF NO.	PART NO.	DESCRIPTION	Q'TY	REMARKS
1	41111-90L00-OEP	BRACKET, CLAMP STBD (BLACK)	1	
2	41121-90L00-OEP	BRACKET, CLAMP PORT (BLACK)	1	
3	41210-89E11	SCREW ASSY, CLAMP	2	OPT
4	41211-93003	SCREW, CLAMP (L:78)	2	OPT
5	41211-93900	SCREW, CLAMP (L:68)	2	OPT
6	41211-93920	SCREW, CLAMP (L:90)	2	OPT
7	41130-90L00	SHAFT, CLAMP BRACKET	1	
8	09180-06357	SPACER (6.5X10.5X104)	1	
9	41222-91L00	ARM, TILT LOCK	1	
10	45420-90L00	PIN, TILT LOCK	1	
11	09441-17001	SPRING	1	
12	09100-06177	BOLT (6X140)	1	
13	29141-93J00	NUT, CLAMP BRACKET LOWER	1	
14	29162-93J00	WASHER, LOCK	1	
15	09159-22L01	NUT	1	
16	41225-94400	RUBBER, TILT LOCK ARM	1	
17	09111-10067	BOLT (10X20.4)	2	
18	09160-10082	WASHER (10.5X19X2)	1	
19	09448-29015	SPRING	1	
20-1	41141-94301	ATTACHMENT, STEERING CABLE	1	OPT
20-2	41141-89E00	ATTACHMENT, STEERING CABLE	1	L:40 OPT L:81 OPT
21	41161-94400	SEAL, STEERING CABLE	1	OPT
22	45425-94J00	STOPPER, TILT LOCK PIN	1	

FIG.67

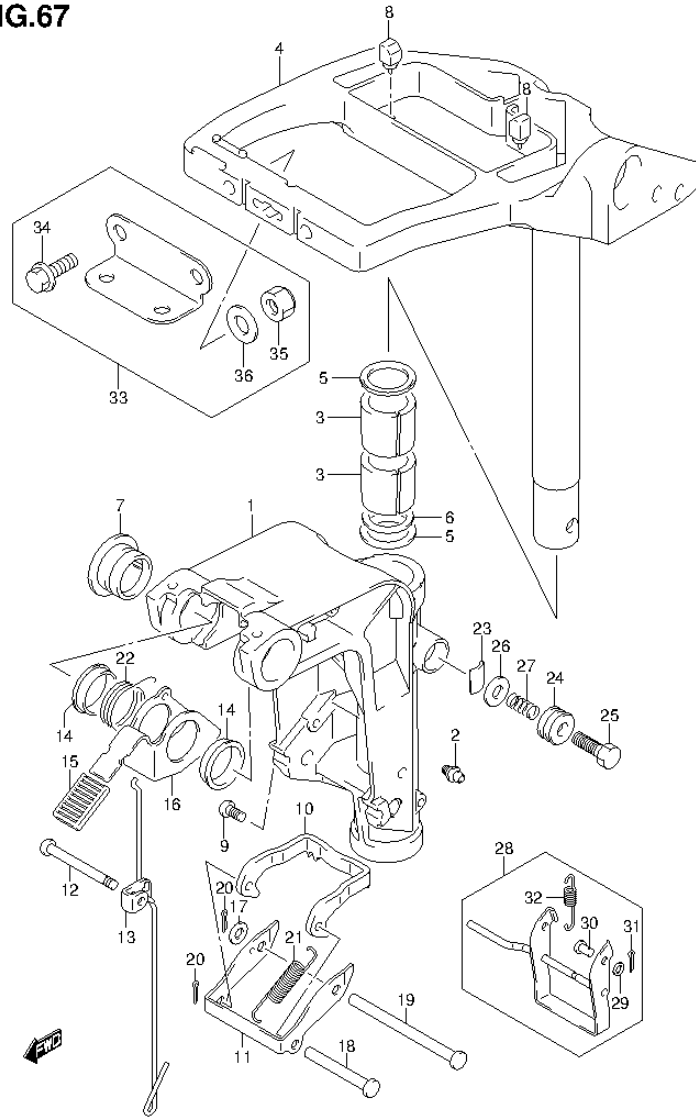


FIG.67 (1-G-4) SWIVEL BRACKET

REF NO.	PART NO.	DESCRIPTION	Q'TY	REMARKS
1	43111-90L00-OEP	BRACKET, SWIVEL (BLACK)	1	
2	22511-99011	NIPPLE	3	
3	43711-99J00	BUSH, STEERING	2	
4	43750-90L10-OEP	BRACKET, STEERING (BLACK)	1	
5	09160-27013	WASHER	2	
6	09280-27004	O RING (D:3.1,ID:26.2)	1	
7	43211-87JL0	BUSH, SWIVEL SHAFT	2	
8	43765-93900	CUSHION, COVER UNDER	2	
9	09125-06063	SCREW (6X10)	1	
10	45231-90L00	ARM, REVERSE LOCK	1	
11	45241-90L00	LINK, REVERSE LOCK ARM	1	
12	41225-94502	PIN, RELEASE ARM	1	
13	45250-90L00	LINK, RELEASE	1	
14	09306-22006	BUSH (22.6X27X8)	2	
15	45255-93001	RUBBER, RELEASE LEVER	1	
16	45261-92L00	LEVER, RELEASE	1	
17	09160-06082	WASHER (6.5X13X1.0)	1	
18	09200-05014	PIN	1	
19	09200-06061	PIN	1	
20	09204-01002	PIN	2	
21	45212-94J01	SPRING	2	
22	09448-29018	SPRING	1	
23	43411-939L0	ADJUSTER, STEERING	1	
24	43412-93900	COVER, STEERING ADJUST	1	
25	09100-08308	BOLT (8X30)	1	
26	09160-08082	WASHER (8.5X16X1.2)	1	
27	29440-93J00	SPRING	1	
28	45700-90L00	DRIVE ASSY, SHALLOW	1	
29	09160-06082	.WASHER (6.5X13X1.0)	2	
30	29201-93J00	.SHAFT	2	
31	09204-01002	.PIN	2	
32	09443-08031	.SPRING	1	

FIG.67

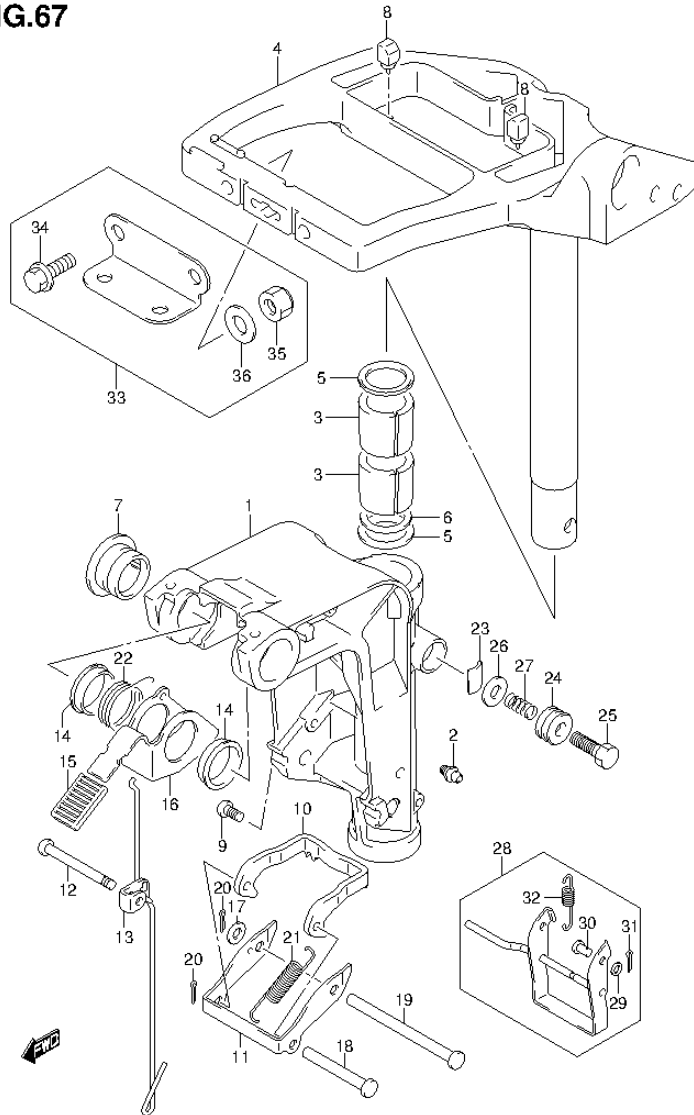


FIG.67 (1-G-5) SWIVEL BRACKET

REF NO.	PART NO.	DESCRIPTION	Q'TY	REMARKS
33	67110-99710	ATTACHMENT SET, STRG ROPE END	1	OPT
34	29116-93J10	.BOLT (8X35)	2	OPT
35	09159-08059	.NUT	2	OPT
36	09160-08082	.WASHER (8.5X16X1.2)	2	OPT

FIG.68

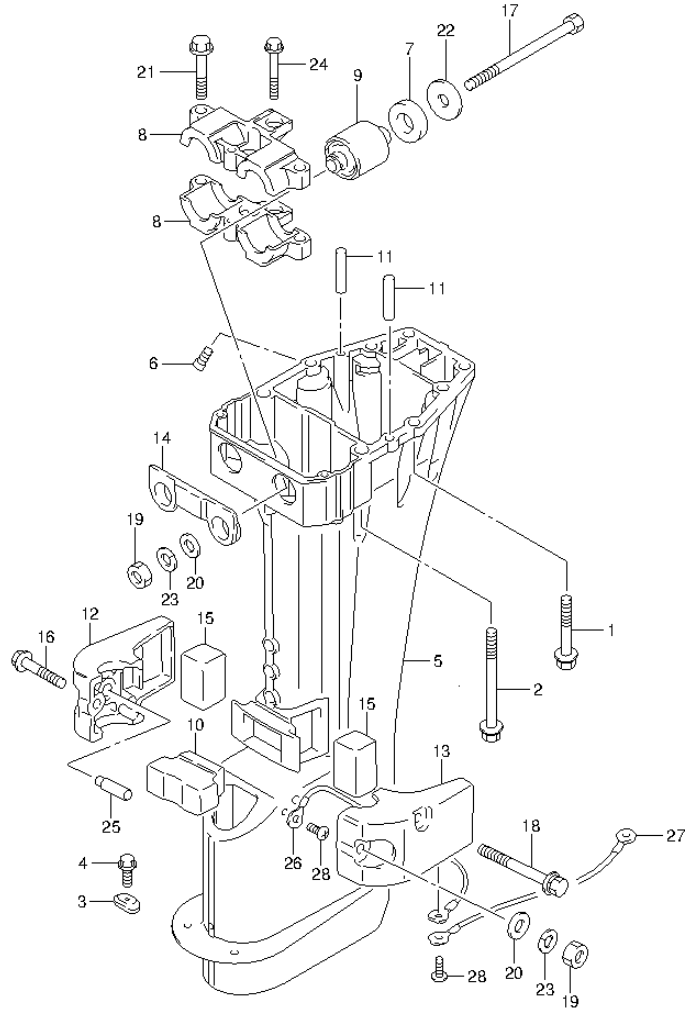


FIG.68 (1-G-6) DRIVE SHAFT HOUSING (DT9.9 P40)

REF NO.	PART NO.	DESCRIPTION	Q'TY	REMARKS
1	09118-08168	BOLT (8X50)	4	
2	09118-08172	BOLT (8X85)	2	
3	55321-90L00	ZINC, PROTECTION	2	
4	09116-06225	BOLT (6X15)	2	
5-1	52111-90L20-0EP	HOUSING, DRIVE SHAFT (S) (BLACK)	1	TRANSOM (S)
5-2	52111-90L30-0EP	HOUSING, DRIVE SHAFT (L) (BLACK)	1	TRANSOM (L)
6	52117-94400	TUBE, WATER INSP	1	
7	54121-92D00	CUSHION, UPPER MOUNT	2	
8	54137-90L00	COVER, UPPER MOUNT	2	
9	54130-90L00	MOUNT, UPPER	2	
10	54151-90L00	MOUNT, LOWER THRUST	1	
11	09202-06019	PIN (6X35)	2	
12	54211-90L00-0EP	COVER, LOWER MOUNT STBD (BLACK)	1	
13	54221-90L00-0EP	COVER, LOWER MOUNT PORT (BLACK)	1	
14	54125-90L00	MOUNT, UPPER THRUST REVERSE	1	
15	54167-90L00	MOUNT, LOWER SIDE	2	
16	09116-08154	BOLT (8X40)	1	
17	09100-08310	BOLT (8X90)	2	
18	09118-08170	BOLT (8X70)	2	
19	09140-08023-XCO	NUT	3	
20	09160-08082	WASHER (8.5X16X1.2)	3	
21	09116-08155	BOLT (8X45)	2	
22	09160-08084	WASHER (8X30X2.5)	2	
23	29162-93J10	LOCK WASHER	3	
24	09116-06235	BOLT (6X45)	1	
25	54213-93901	PIN	2	
26	36894-95201	LEAD, MOUNT TO HOUSING (L:165)	1	
27	36894-87DL0	LEAD, SWIVEL TO MOUNT (L:165)	1	
28	29125-93J10	SCREW, LEAD	2	

FIG.69

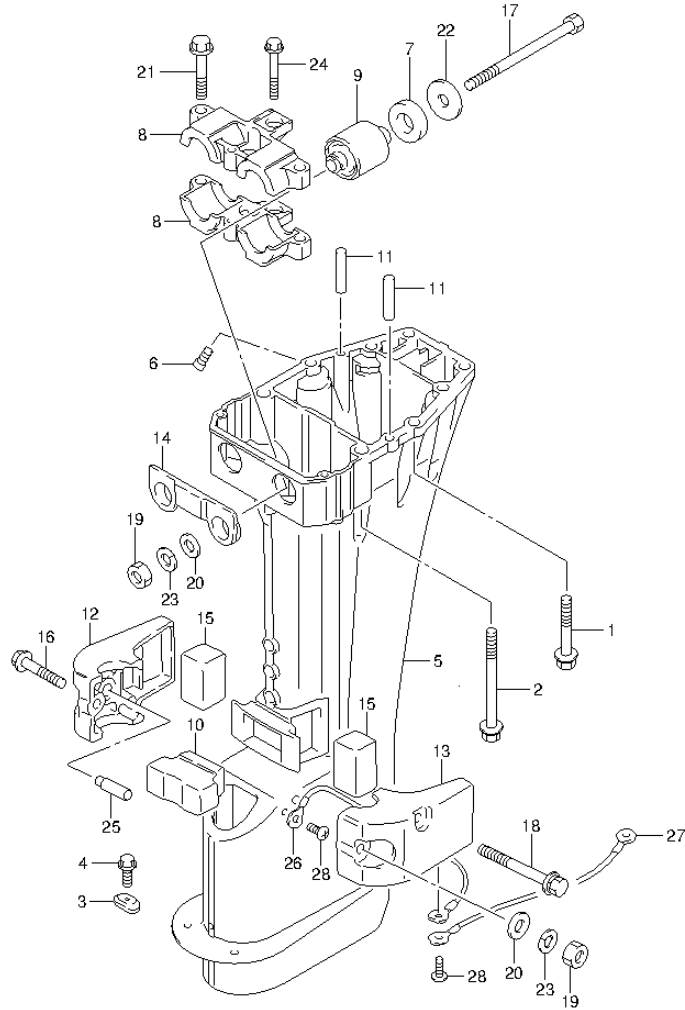


FIG.69 (1-G-7) DRIVE SHAFT HOUSING (DT9.9K P40)

REF NO.	PART NO.	DESCRIPTION	Q'TY	REMARKS
1	09118-08168	BOLT (8X50)	4	
2	09118-08172	BOLT (8X85)	2	
3	55321-90L00	ZINC, PROTECTION	2	
4	09116-06225	BOLT (6X15)	2	
5	52111-90L30-0EP	HOUSING, DRIVE SHAFT (L) (BLACK)	1	
6	52117-94400	TUBE, WATER INSP	1	
7	54121-92D00	CUSHION, UPPER MOUNT	2	
8	54137-90L00	COVER, UPPER MOUNT	2	
9	54130-90L00	MOUNT, UPPER	2	
10	54151-90L00	MOUNT, LOWER THRUST	1	
11	09202-06019	PIN (6X35)	2	
12	54211-90L00-0EP	COVER, LOWER MOUNT STBD (BLACK)	1	
13	54221-90L00-0EP	COVER, LOWER MOUNT PORT (BLACK)	1	
14	54125-90L00	MOUNT, UPPER THRUST REVERSE	1	
15	54167-90L00	MOUNT, LOWER SIDE	2	
16	09116-08154	BOLT (8X40)	1	
17	09100-08310	BOLT (8X90)	2	
18	09118-08170	BOLT (8X70)	2	
19	09140-08023-XC0	NUT	3	
20	09160-08082	WASHER (8.5X16X1.2)	3	
21	09116-08155	BOLT (8X45)	2	
22	09160-08084	WASHER (8X30X2.5)	2	
23	29162-93J10	LOCK WASHER	3	
24	09116-06235	BOLT (6X45)	1	
25	54213-93901	PIN	2	
26	36894-95201	LEAD, MOUNT TO HOUSING (L:165)	1	
27	36894-87DL0	LEAD, SWIVEL TO MOUNT (L:165)	1	
28	29125-93J10	SCREW, LEAD	2	

FIG.70

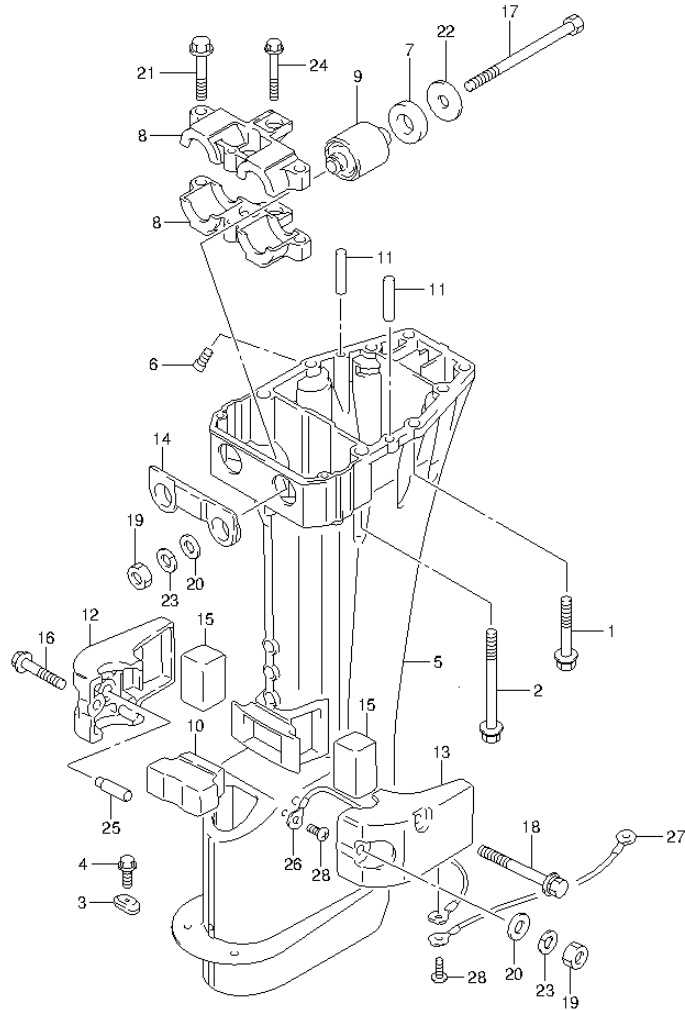


FIG.70 (1-G-8) DRIVE SHAFT HOUSING (DT9.9K P36)

REF NO.	PART NO.	DESCRIPTION	Q'TY	REMARKS
1	09118-08168	BOLT (8X50)	4	
2	09118-08172	BOLT (8X85)	2	
3	55321-90L00	ZINC, PROTECTION	2	
4	09116-06225	BOLT (6X15)	2	
5-1	52111-90L20-0EP	HOUSING, DRIVE SHAFT (S) (BLACK)	1	TRANSOM (S)
5-2	52111-90L30-0EP	HOUSING, DRIVE SHAFT (L) (BLACK)	1	TRANSOM (L)
6	52117-94400	TUBE, WATER INSP	1	
7	54121-92D00	CUSHION, UPPER MOUNT	2	
8	54137-90L00	COVER, UPPER MOUNT	2	
9	54130-90L00	MOUNT, UPPER	2	
10	54151-90L00	MOUNT, LOWER THRUST	1	
11	09202-06019	PIN (6X35)	2	
12	54211-90L00-0EP	COVER, LOWER MOUNT STBD (BLACK)	1	
13	54221-90L00-0EP	COVER, LOWER MOUNT PORT (BLACK)	1	
14	54125-90L00	MOUNT, UPPER THRUST REVERSE	1	
15	54167-90L00	MOUNT, LOWER SIDE	2	
16	09116-08154	BOLT (8X40)	1	
17	09100-08310	BOLT (8X90)	2	
18	09118-08170	BOLT (8X70)	2	
19	09140-08023-XCO	NUT	3	
20	09160-08082	WASHER (8.5X16X1.2)	3	
21	09116-08155	BOLT (8X45)	2	
22	09160-08084	WASHER (8X30X2.5)	2	
23	29162-93J10	LOCK WASHER	3	
24	09116-06235	BOLT (6X45)	1	
25	54213-93901	PIN	2	
26	36894-95201	LEAD, MOUNT TO HOUSING (L:165)	1	
27	36894-87DL0	LEAD, SWIVEL TO MOUNT (L:165)	1	
28	29125-93J10	SCREW, LEAD	2	

FIG.71

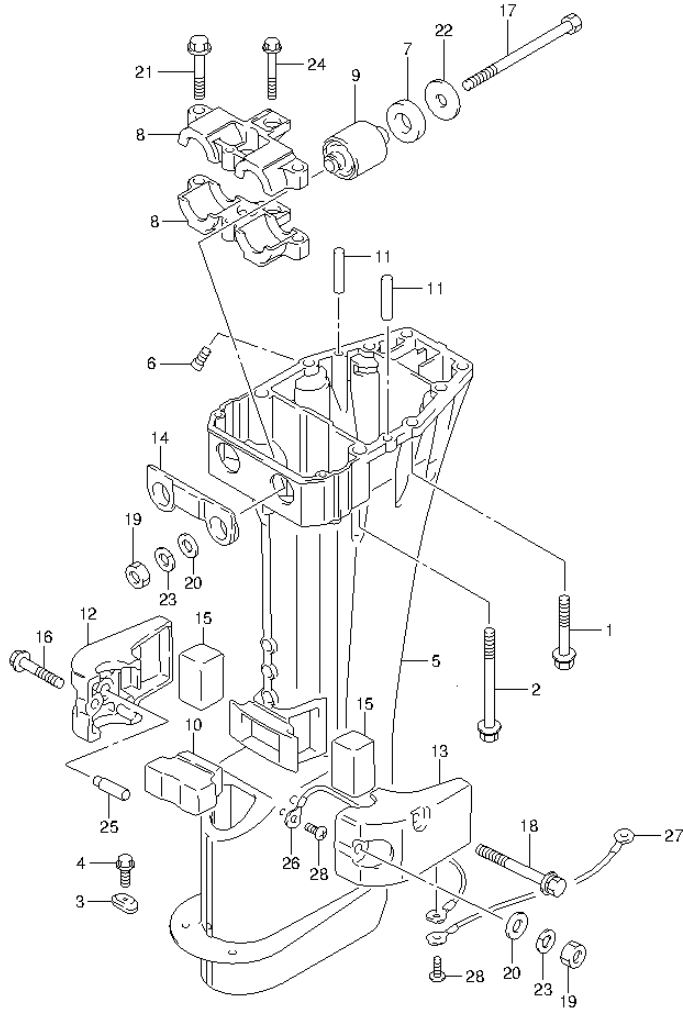


FIG.71 (1-G-9) DRIVE SHAFT HOUSING (DT15 P40)

REF NO.	PART NO.	DESCRIPTION	Q'TY	REMARKS
1	09118-08168	BOLT (8X50)	4	
2	09118-08172	BOLT (8X85)	2	
3	55321-90L00	ZINC, PROTECTION	2	
4	09116-06225	BOLT (6X15)	2	
5-1	52111-90L20-0EP	HOUSING, DRIVE SHAFT (S) (BLACK)	1	TRANSOM (S)
5-2	52111-90L30-0EP	HOUSING, DRIVE SHAFT (L) (BLACK)	1	TRANSOM (L)
6	52117-94400	TUBE, WATER INSP	1	
7	54121-92D00	CUSHION, UPPER MOUNT	2	
8	54137-90L00	COVER, UPPER MOUNT	2	
9	54130-90L00	MOUNT, UPPER	2	
10	54151-90L00	MOUNT, LOWER THRUST	1	
11	09202-06019	PIN (6X35)	2	
12	54211-90L00-0EP	COVER, LOWER MOUNT STBD (BLACK)	1	
13	54221-90L00-0EP	COVER, LOWER MOUNT PORT (BLACK)	1	
14	54125-90L00	MOUNT, UPPER THRUST REVERSE	1	
15	54167-90L00	MOUNT, LOWER SIDE	2	
16	09116-08154	BOLT (8X40)	1	
17	09100-08310	BOLT (8X90)	2	
18	09118-08170	BOLT (8X70)	2	
19	09140-08023-XCO	NUT	3	
20	09160-08082	WASHER (8.5X16X1.2)	3	
21	09116-08155	BOLT (8X45)	2	
22	09160-08084	WASHER (8X30X2.5)	2	
23	29162-93J10	LOCK WASHER	3	
24	09116-06235	BOLT (6X45)	1	
25	54213-93901	PIN	2	
26	36894-95201	LEAD, MOUNT TO HOUSING (L:165)	1	
27	36894-87DL0	LEAD, SWIVEL TO MOUNT (L:165)	1	
28	29125-93J10	SCREW, LEAD	2	

FIG.72

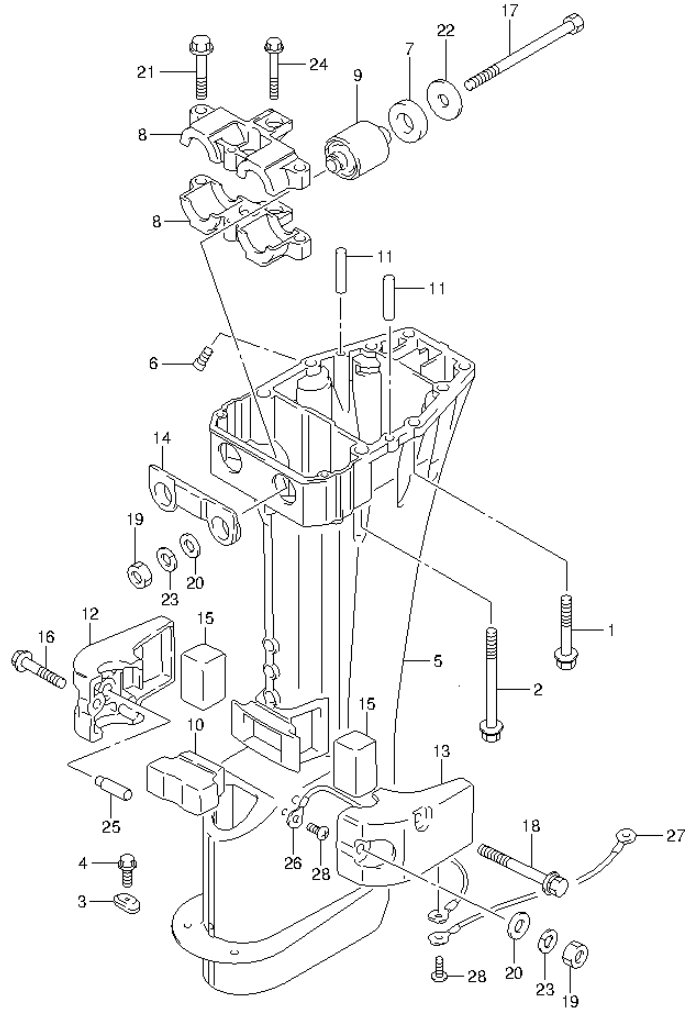


FIG.72 (1-G-10) DRIVE SHAFT HOUSING (DT15K P36)

REF NO.	PART NO.	DESCRIPTION	Q'TY	REMARKS
1	09118-08168	BOLT (8X50)	4	
2	09118-08172	BOLT (8X85)	2	
3	55321-90L00	ZINC, PROTECTION	2	
4	09116-06225	BOLT (6X15)	2	
5-1	52111-90L20-0EP	HOUSING, DRIVE SHAFT (S) (BLACK)	1	TRANSOM (S)
5-2	52111-90L30-0EP	HOUSING, DRIVE SHAFT (L) (BLACK)	1	TRANSOM (L)
6	52117-94400	TUBE, WATER INSP	1	
7	54121-92D00	CUSHION, UPPER MOUNT	2	
8	54137-90L00	COVER, UPPER MOUNT	2	
9	54130-90L00	MOUNT, UPPER	2	
10	54151-90L00	MOUNT, LOWER THRUST	1	
11	09202-06019	PIN (6X35)	2	
12	54211-90L00-0EP	COVER, LOWER MOUNT STBD (BLACK)	1	
13	54221-90L00-0EP	COVER, LOWER MOUNT PORT (BLACK)	1	
14	54125-90L00	MOUNT, UPPER THRUST REVERSE	1	
15	54167-90L00	MOUNT, LOWER SIDE	2	
16	09116-08154	BOLT (8X40)	1	
17	09100-08310	BOLT (8X90)	2	
18	09118-08170	BOLT (8X70)	2	
19	09140-08023-XCO	NUT	3	
20	09160-08082	WASHER (8.5X16X1.2)	3	
21	09116-08155	BOLT (8X45)	2	
22	09160-08084	WASHER (8X30X2.5)	2	
23	29162-93J10	LOCK WASHER	3	
24	09116-06235	BOLT (6X45)	1	
25	54213-93901	PIN	2	
26	36894-95201	LEAD, MOUNT TO HOUSING (L:165)	1	
27	36894-87DL0	LEAD, SWIVEL TO MOUNT (L:165)	1	
28	29125-93J10	SCREW, LEAD	2	

FIG.73

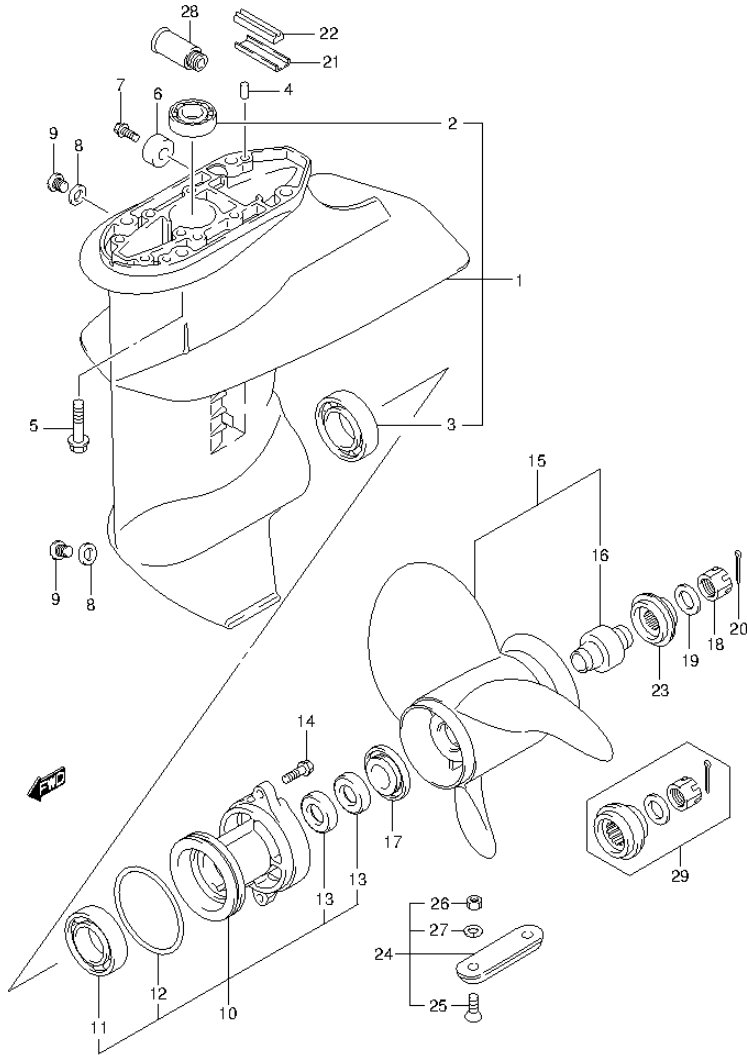


FIG.73 (1-G-11) GEAR CASE

REF NO.	PART NO.	DESCRIPTION	Q'TY	REMARKS
1	55100-99J40-0EP	CASE, GEAR (BLACK)	1	
2	09263-17L03	.BEARING (17X24X27.5)	1	
3	09262-25003	.BEARING (25X52X15)	1	
4	09202-06023	PIN (6X10)	2	
5	09116-08151	BOLT (8X30)	4	
6	55321-87J00	ANODE, PROTECTION	1	
7	09103-06281	BOLT (6X14)	1	
8	59178-97J00	GASKET, DRAIN PLUG	2	
9	09248-08001	PLUG (8X7.5)	2	
10	56120-99J40-0EP	HOUSING, PROPELLER SHAFT (BLACK)	1	
11	08110-60050	.BEARING	1	
12	09280-57002	.O RING (D:3.5,ID:65.2)	1	
13	09289-17L02	.OIL SEAL (17X30X6)	2	
14	09116-06227	BOLT (6X20)	2	
15-1	58100-93703-019	PROPELLER, 3X9-1/4X7 (M701) (BLACK)	1	
15-2	58100-93733-019	PROPELLER, 3X9-1/4X10 (M1001) (BLACK)	1	
15-3	58100-93743-019	PROPELLER, 3X9-1/4X11 (M1101) (BLACK)	1	
15-4	58100-90L01-019	PROPELLER, 3X9-1/4X8 (M821) (BLACK)	1	
15-5	58100-90L11-019	PROPELLER, 3X9-1/4X9 (M911) (BLACK)	1	
15-6	58100-90L21-019	PROPELLER, 3X9-1/4X10 (M1011) (BLACK)	1	
16	58120-93701	.BUSH, PROPELLER	1	

FIG.73

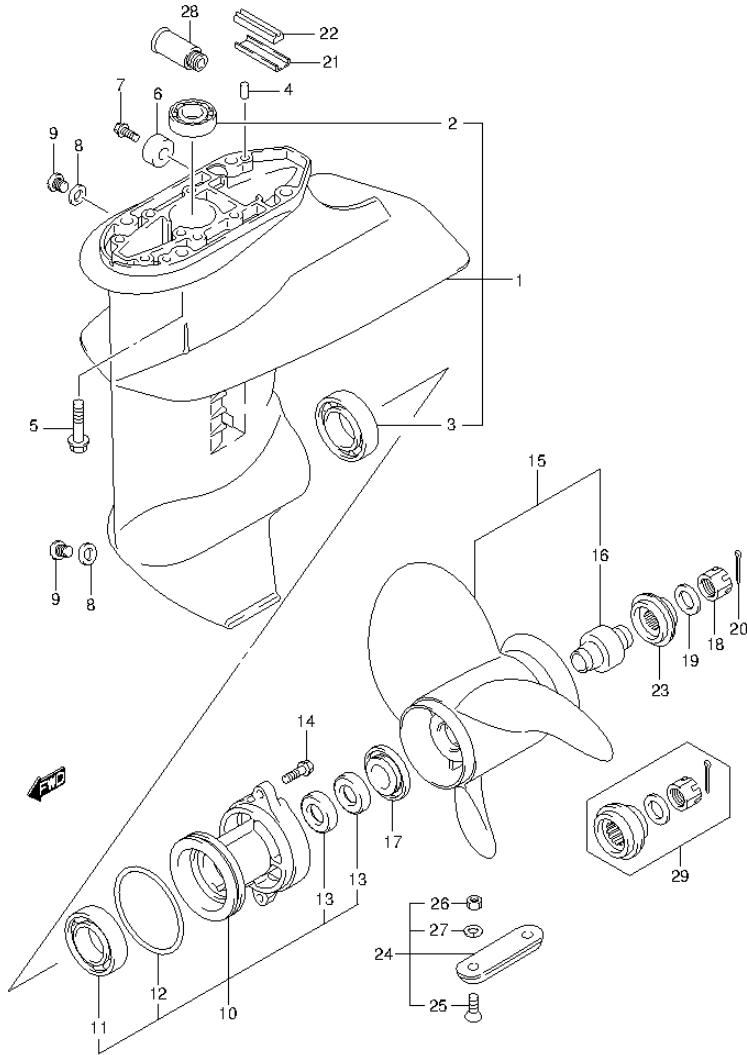


FIG.73 (1-G-12) GEAR CASE

REF NO.	PART NO.	DESCRIPTION	Q'TY	REMARKS
17	57632-94J00	STOPPER, PROPELLER BUSH	1	
18	09141-12005	NUT	1	
19	09160-12066	WASHER (12.5X22X2.5)	1	
20	09204-02004	PIN	1	
21	55331-99J10	CORE, EXHAUST SEAL	1	
22	55332-99J10	RUBBER, EXHAUST SEAL	1	
23	57633-93901	SPACER, PROPELLER NUT	1	
24	55300-95500	ZINC ASSY, PROTECTION	1	OPT
25	09126-06006	.SCREW (6X20)	2	OPT
26	29141-93J00	.NUT	2	OPT
27	29162-93J00	.WASHER	2	OPT
28	55181-95200	ATTACHMENT, FLUSH HOSE	1	OPT
29	57630-93900	KIT, PROPELLER NUT	1	OPT

FIG.74

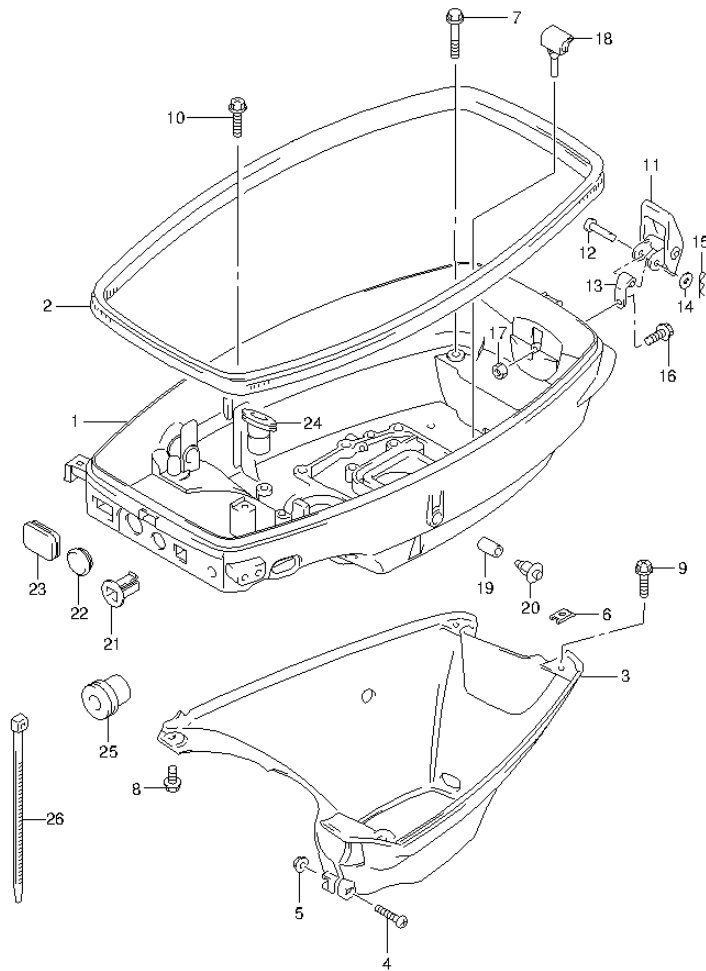


FIG.74 (1-G-13) LOWER COVER (DT9.9 P40)

REF NO.	PART NO.	DESCRIPTION	Q'TY	REMARKS
1	61111-90L00-OEP	COVER, ENGINE LOWER (BLACK)	1	
2	61112-99JL0	RUBBER, LOWER COVER	1	
3	61131-90L00-RB4	COVER, ENGINE HOLDER (BLACK)	1	
4	09125-05124	SCREW (5X25)	1	
5	09140-05005	NUT	1	
6	09148-06017	NUT	2	
7	01550-06357	BOLT	2	
8	09116-06223	BOLT (6X12)	2	
9	09136-06145	BOLT (6X20)	2	
10	02162-06257	SCREW	2	
11	61610-90L00	FASTENER	1	
12	61616-93EL0	PIN, LEVER	1	
13	61642-93902	HOLDER, FASTENER LEVER	1	
14	09161-04012	WASHER (4.2X11X1)	1	
15	09385-04003	CLIP	1	
16	01550-06167	BOLT	1	
17	08310-00067	NUT	1	
18	61138-944L0	COVER, WATER	1	
19	09343-05514	HOSE (5.3X10.5X15)	1	
20	09409-06314-5PK	CLIP (BLACK)	1	
21	13632-93900	GROMMET	1	
22	09250-21003	PLUG (OD:28)	1	
23	39669-94400	PLUG, LOWER COVER	1	
24	23131-93900	BOOT, CLUTCH ROD	1	
25	36612-93900	GROMMET, REMOCOON HARNESS	1	OPT
26	09407-25402	CLAMP (L:248)	1	OPT

FIG.75

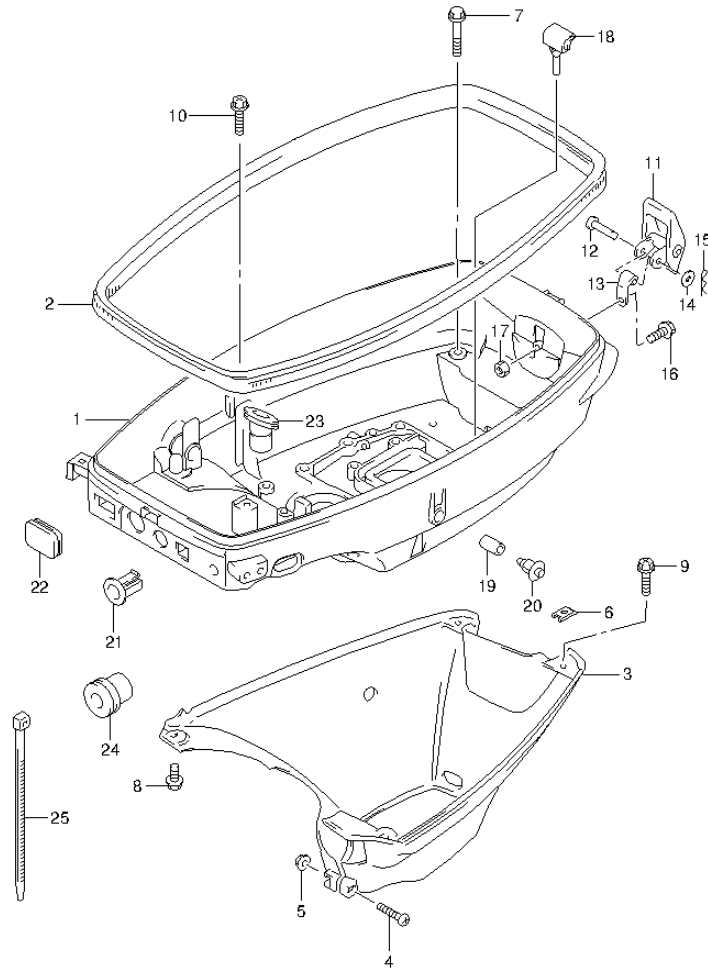


FIG.75 (1-G-14) LOWER COVER (DT9.9K P40)

REF NO.	PART NO.	DESCRIPTION	Q'TY	REMARKS
1	61111-90L00-OEP	COVER, ENGINE LOWER (BLACK)	1	
2	61112-99JL0	RUBBER, LOWER COVER	1	
3	61131-90L00-RB4	COVER, ENGINE HOLDER (BLACK)	1	
4	09125-05124	SCREW (5X25)	1	
5	09140-05005	NUT	1	
6	09148-06017	NUT	2	
7	01550-06357	BOLT	2	
8	09116-06223	BOLT (6X12)	2	
9	09136-06145	BOLT (6X20)	2	
10	02162-06257	SCREW	2	
11	61610-90L00	FASTENER	1	
12	61616-93EL0	PIN, LEVER	1	
13	61642-93902	HOLDER, FASTENER LEVER	1	
14	09161-04012	WASHER (4.2X11X1)	1	
15	09385-04003	CLIP	1	
16	01550-06167	BOLT	1	
17	08310-00067	NUT	1	
18	61138-944L0	COVER, WATER	1	
19	09343-05514	HOSE (5.3X10.5X15)	1	
20	09409-06314-5PK	CLIP (BLACK)	1	
21	13632-93950	GROMMET	1	
22	39669-94400	PLUG, LOWER COVER	1	
23	23131-93900	BOOT, CLUTCH ROD	1	
24	36612-93900	GROMMET, REMOCON HARNESS	1	OPT
25	09407-25402	CLAMP (L:248)	1	OPT

FIG.76

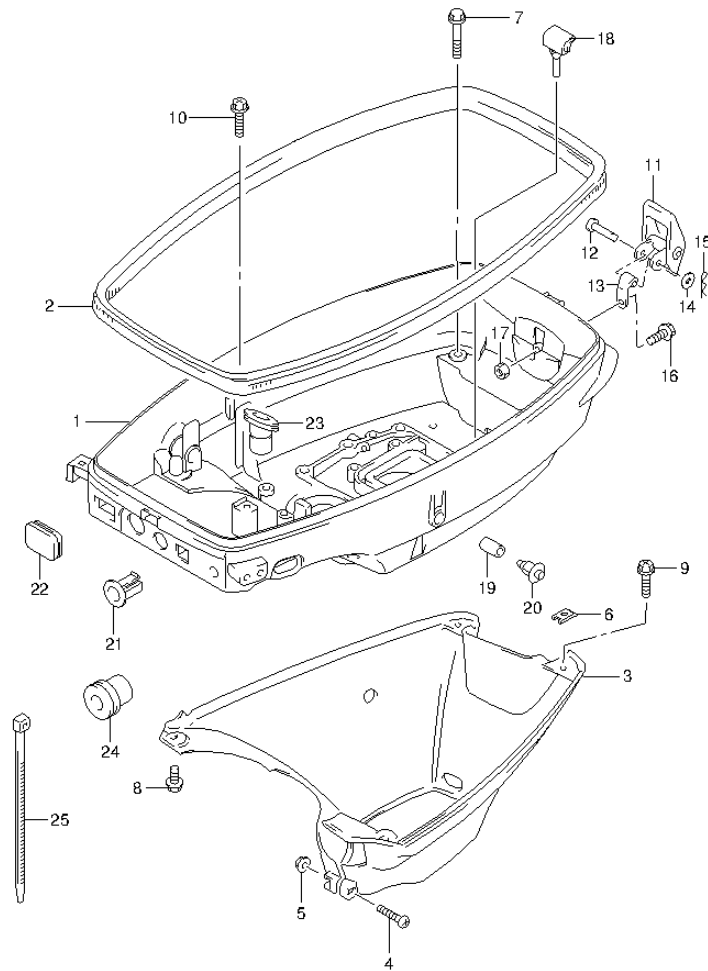


FIG.76 (1-G-15) LOWER COVER (DT9.9K P36)

REF NO.	PART NO.	DESCRIPTION	Q'TY	REMARKS
1	61111-90L00-OEP	COVER, ENGINE LOWER (BLACK)	1	
2	61112-99JL0	RUBBER, LOWER COVER	1	
3	61131-90L00-RB4	COVER, ENGINE HOLDER (BLACK)	1	
4	09125-05124	SCREW (5X25)	1	
5	09140-05005	NUT	1	
6	09148-06017	NUT	2	
7	01550-06357	BOLT	2	
8	09116-06223	BOLT (6X12)	2	
9	09136-06145	BOLT (6X20)	2	
10	02162-06257	SCREW	2	
11	61610-90L00	FASTENER	1	
12	61616-93EL0	PIN, LEVER	1	
13	61642-93902	HOLDER, FASTENER LEVER	1	
14	09161-04012	WASHER (4.2X11X1)	1	
15	09385-04003	CLIP	1	
16	01550-06167	BOLT	1	
17	08310-00067	NUT	1	
18	61138-944L0	COVER, WATER	1	
19	09343-05514	HOSE (5.3X10.5X15)	1	
20	09409-06314-5PK	CLIP (BLACK)	1	
21	13632-93950	GROMMET	1	
22	39669-94400	PLUG, LOWER COVER	1	
23	23131-93900	BOOT, CLUTCH ROD	1	
24	36612-93900	GROMMET, REMOCOON HARNESS	1	OPT
25	09407-25402	CLAMP (L:248)	1	OPT

FIG.77

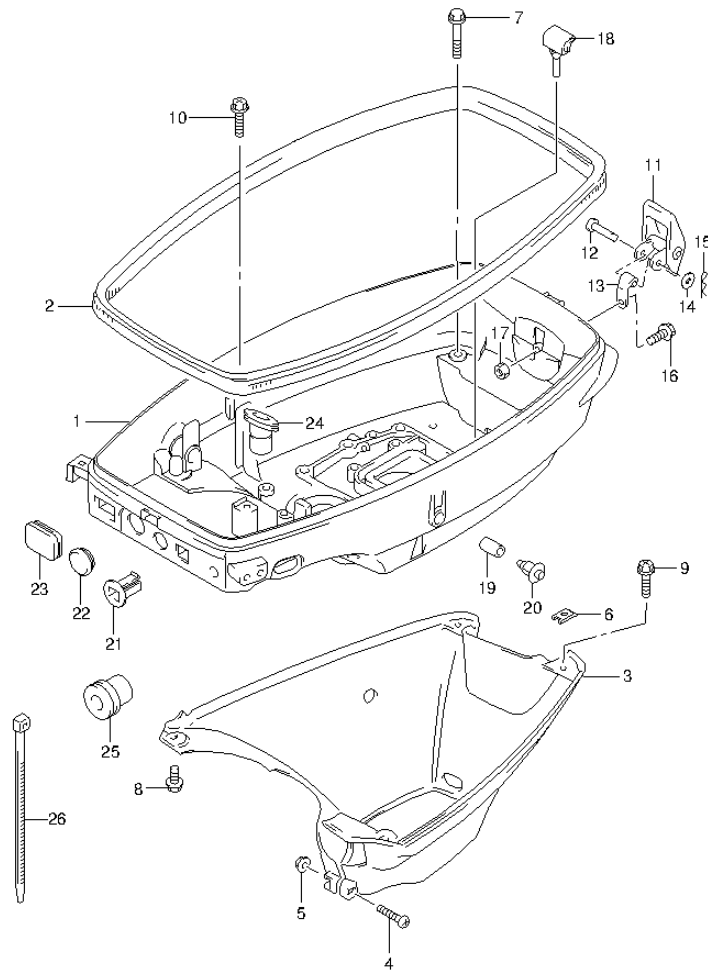


FIG.77 (1-H-2) LOWER COVER (DT15 P40)

REF NO.	PART NO.	DESCRIPTION	Q'TY	REMARKS
1	61111-90L00-0EP	COVER, ENGINE LOWER (BLACK)	1	
2	61112-99JL0	RUBBER, LOWER COVER	1	
3	61131-90L00-RB4	COVER, ENGINE HOLDER (BLACK)	1	
4	09125-05124	SCREW (5X25)	1	
5	09140-05005	NUT	1	
6	09148-06017	NUT	2	
7	01550-06357	BOLT	2	
8	09116-06223	BOLT (6X12)	2	
9	09136-06145	BOLT (6X20)	2	
10	02162-06257	SCREW	2	
11	61610-90L00	FASTENER	1	
12	61616-93EL0	PIN, LEVER	1	
13	61642-93902	HOLDER, FASTENER LEVER	1	
14	09161-04012	WASHER (4.2X11X1)	1	
15	09385-04003	CLIP	1	
16	01550-06167	BOLT	1	
17	08310-00067	NUT	1	
18	61138-944L0	COVER, WATER	1	
19	09343-05514	HOSE (5.3X10.5X15)	1	
20	09409-06314-5PK	CLIP (BLACK)	1	
21	13632-93900	GROMMET	1	
22	09250-21003	PLUG (OD:28)	1	MANUAL STARTER
23	39669-94400	PLUG, LOWER COVER	1	MANUAL STARTER
24	23131-93900	BOOT, CLUTCH ROD	1	
25	36612-93900	GROMMET, REMOCON HARNESS	1	OPT
26	09407-25402	CLAMP (L:248)	1	OPT

FIG.78

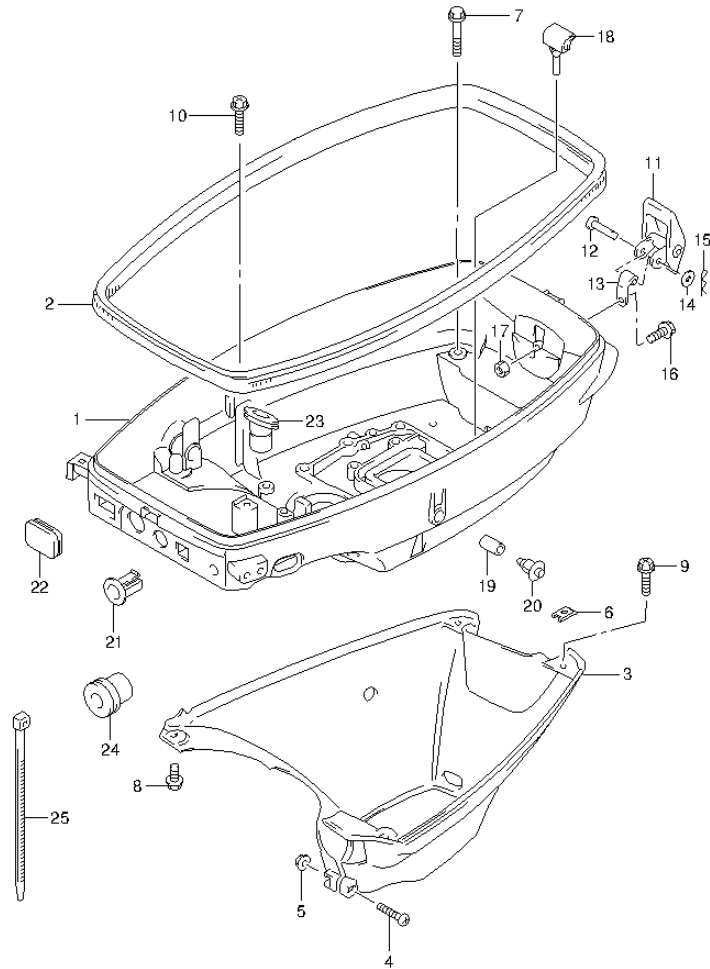


FIG.78 (1-H-3) LOWER COVER (DT15K P36)

REF NO.	PART NO.	DESCRIPTION	Q'TY	REMARKS
1	61111-90L00-OEP	COVER, ENGINE LOWER (BLACK)	1	
2	61112-99JL0	RUBBER, LOWER COVER	1	
3	61131-90L00-RB4	COVER, ENGINE HOLDER (BLACK)	1	
4	09125-05124	SCREW (5X25)	1	
5	09140-05005	NUT	1	
6	09148-06017	NUT	2	
7	01550-06357	BOLT	2	
8	09116-06223	BOLT (6X12)	2	
9	09136-06145	BOLT (6X20)	2	
10	02162-06257	SCREW	2	
11	61610-90L00	FASTENER	1	
12	61616-93EL0	PIN, LEVER	1	
13	61642-93902	HOLDER, FASTENER LEVER	1	
14	09161-04012	WASHER (4.2X11X1)	1	
15	09385-04003	CLIP	1	
16	01550-06167	BOLT	1	
17	08310-00067	NUT	1	
18	61138-944L0	COVER, WATER	1	
19	09343-05514	HOSE (5.3X10.5X15)	1	
20	09409-06314-5PK	CLIP (BLACK)	1	
21	13632-93950	GROMMET	1	
22	39669-94400	PLUG, LOWER COVER	1	
23	23131-93900	BOOT, CLUTCH ROD	1	
24	36612-93900	GROMMET, REMOCON HARNESS	1	OPT
25	09407-25402	CLAMP (L:248)	1	OPT

FIG.79

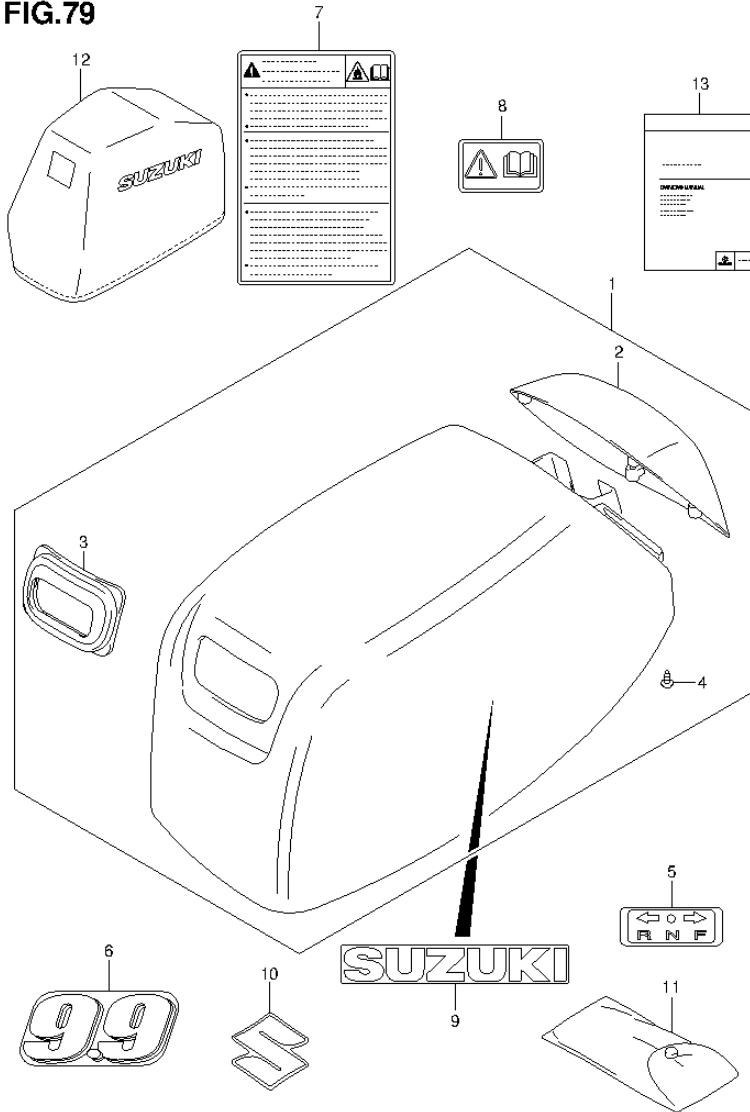


FIG.79 (1-H-4) ENGINE COVER (DT9.9 P40)

REF NO.	PART NO.	DESCRIPTION	Q'TY	REMARKS
1	61400-90L10-0EP	COVER ASSY, ENGINE (BLACK)	1	
2	61431-90L00-0EP	.HANDLE, TILT UP (BLACK)	1	
3	61622-90L00	.SEAL, RECOIL STARTER	1	
4	03542-06169	.SCREW	4	
5	21131-96010	MARK, CLUTCH SHIFT	1	
6	61435-93991	MARK, EMBLEM REAR	1	
7	61458-89L00	LABEL, ENGINE COVER	1	
8	69712-93E10	LABEL, S.I.G.P	1	
9	61441-90L00	MARK, SUZUKI	2	
10	68111-99J00	EMBLEM, "S"	1	
11	59800-90L00	TOOL ASSY	1	
12	68110-89L00	COVER, WEATHER	1	OPT
13	99011-90L20-063	MANUAL, OWNER'S	1	

FIG.80

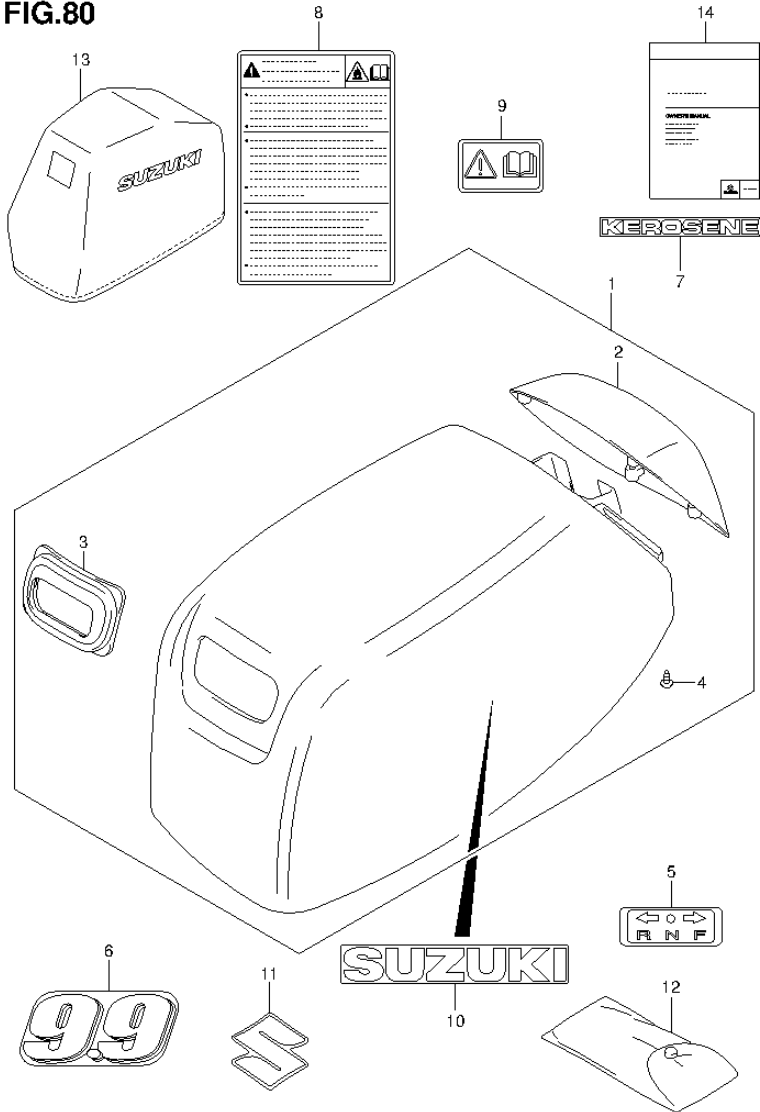


FIG.80 (1-H-5) ENGINE COVER (DT9.9K P40)

REF NO.	PART NO.	DESCRIPTION	Q'TY	REMARKS
1	61400-90L10-0EP	COVER ASSY, ENGINE (BLACK)	1	
2	61431-90L00-0EP	.HANDLE, TILT UP (BLACK)	1	
3	61622-90L00	.SEAL, RECOIL STARTER	1	
4	03542-06169	.SCREW	4	
5	21131-96010	MARK, CLUTCH SHIFT	1	
6	61435-93991	MARK, EMBLEM REAR	1	
7	61449-93921	MARK, KEROSENE	1	
8	61458-89L00	LABEL, ENGINE COVER	1	
9	69712-93E10	LABEL, S.I.G.P	1	
10	61441-90L00	MARK, SUZUKI	2	
11	68111-99J00	EMBLEM, "S"	1	
12	59800-90L00	TOOL ASSY	1	
13	68110-89L00	COVER, WEATHER	1	OPT
14	99011-90L30-063	MANUAL, OWNER'S	1	

FIG.81

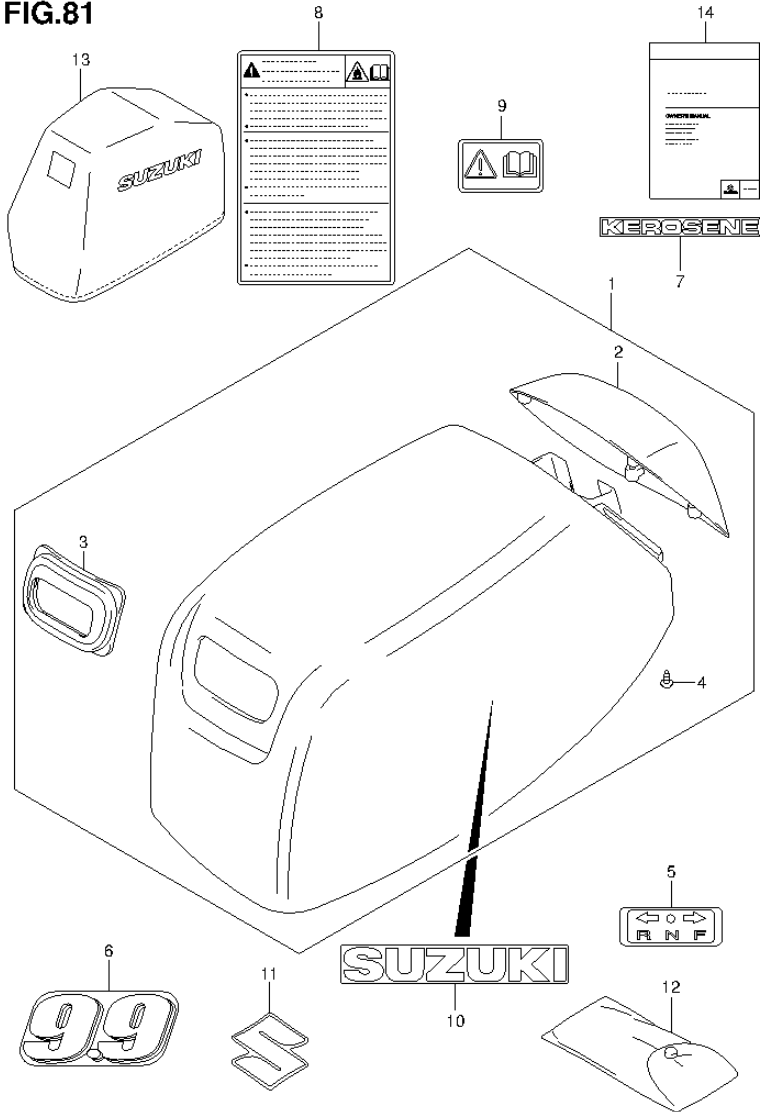


FIG.81 (1-H-6) ENGINE COVER (DT9.9K P36)

REF NO.	PART NO.	DESCRIPTION	Q'TY	REMARKS
1	61400-90L10-0EP	COVER ASSY, ENGINE (BLACK)	1	
2	61431-90L00-0EP	.HANDLE, TILT UP (BLACK)	1	
3	61622-90L00	.SEAL, RECOIL STARTER	1	
4	03542-06169	.SCREW	4	
5	21131-96010	MARK, CLUTCH SHIFT	1	
6	61435-93991	MARK, EMBLEM REAR	1	
7	61449-93921	MARK, KEROSENE	1	
8	61458-89L00	LABEL, ENGINE COVER	1	
9	69712-93E10	LABEL, S.I.G.P	1	
10	61441-90L00	MARK, SUZUKI	2	
11	68111-99J00	EMBLEM, "S"	1	
12	59800-90L00	TOOL ASSY	1	
13	68110-89L00	COVER, WEATHER	1	OPT
14	99011-90L30-063	MANUAL, OWNER'S	1	

FIG.82

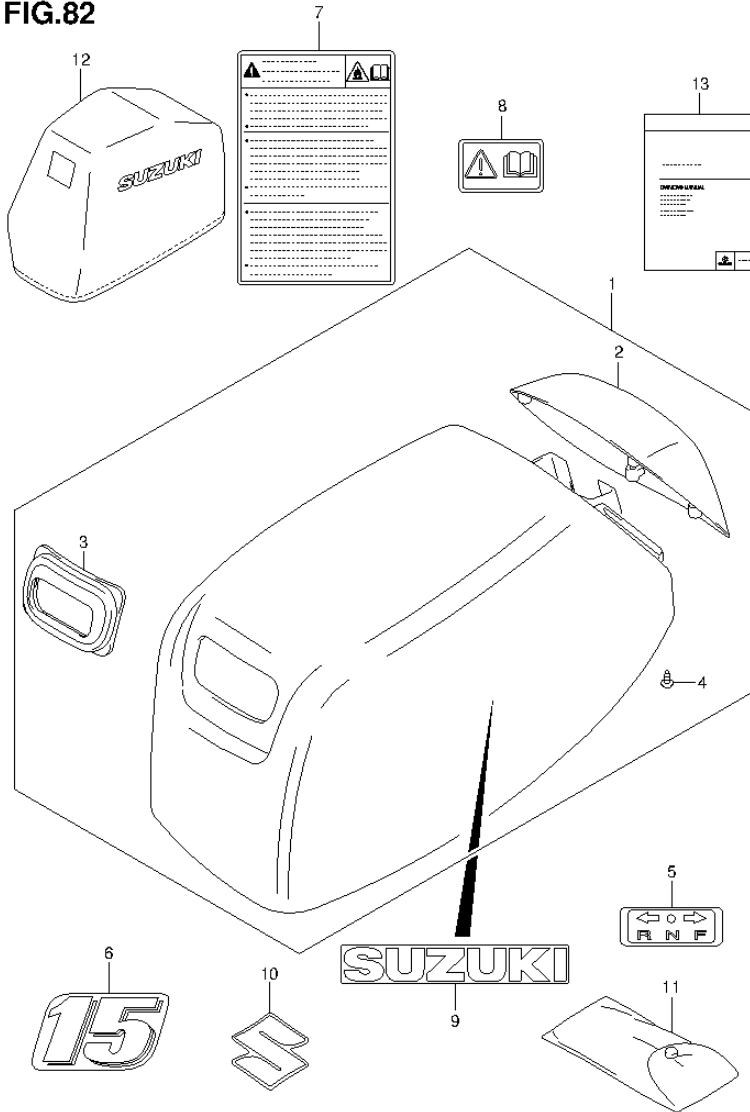


FIG.82 (1-H-7) ENGINE COVER (DT15 P40)

REF NO.	PART NO.	DESCRIPTION	Q'TY	REMARKS
1	61400-90L10-0EP	COVER ASSY, ENGINE (BLACK)	1	
2	61431-90L00-0EP	.HANDLE, TILT UP (BLACK)	1	
3	61622-90L00	.SEAL, RECOIL STARTER	1	
4	03542-06169	.SCREW	4	
5	21131-96010	MARK, CLUTCH SHIFT	1	
6	61435-939A1	MARK, EMBLEM REAR	1	
7	61458-89L00	LABEL, ENGINE COVER	1	
8	69712-93E10	LABEL, S.I.G.P	1	
9	61441-90L00	MARK, SUZUKI	2	
10	68111-99J00	EMBLEM, "S"	1	
11	59800-90L00	TOOL ASSY	1	
12	68110-89L00	COVER, WEATHER	1	OPT
13	99011-90L20-063	MANUAL, OWNER'S	1	

FIG.83

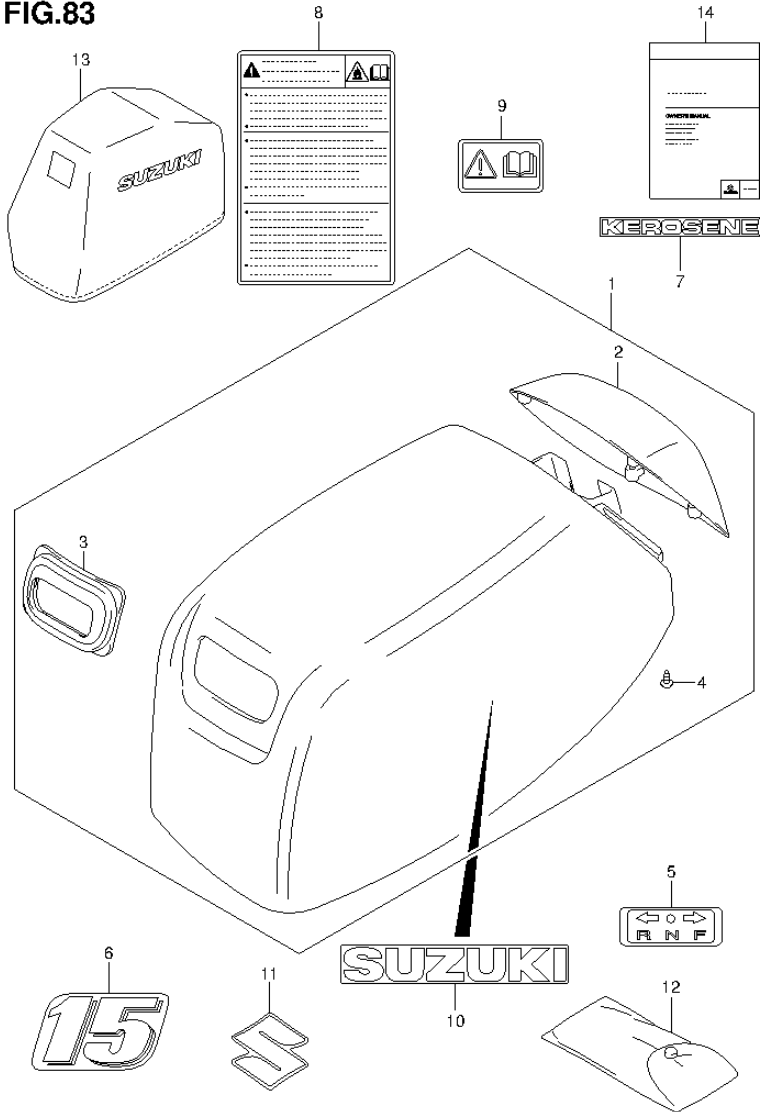
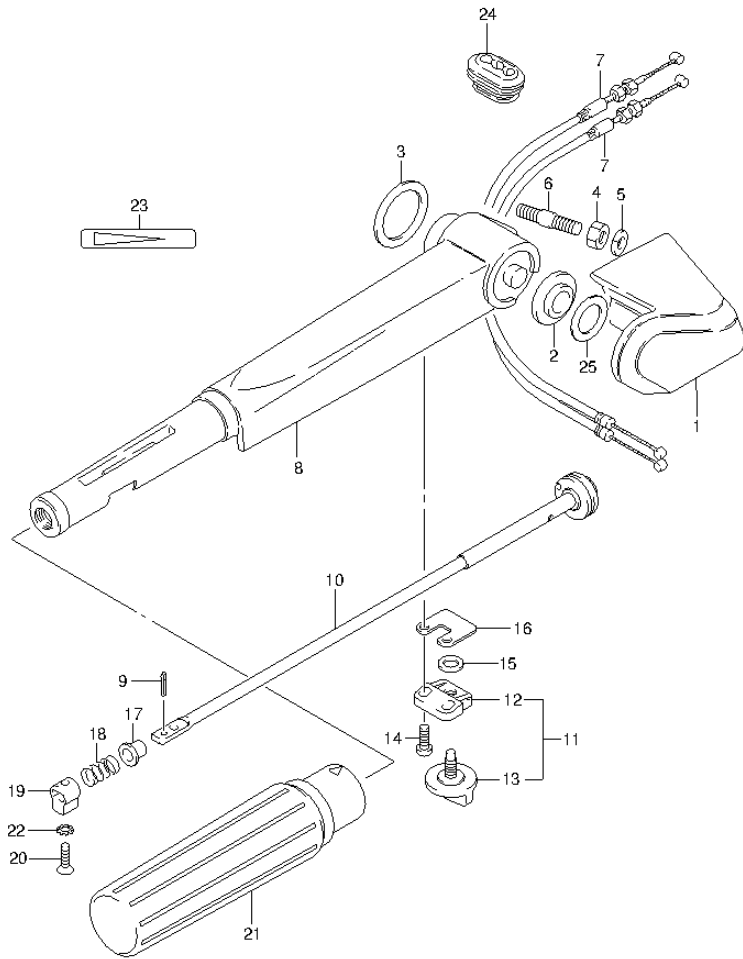


FIG.83 (1-H-8) ENGINE COVER (DT15K P36)

REF NO.	PART NO.	DESCRIPTION	Q'TY	REMARKS
1	61400-90L10-0EP	COVER ASSY, ENGINE (BLACK)	1	
2	61431-90L00-0EP	.HANDLE, TILT UP (BLACK)	1	
3	61622-90L00	.SEAL, RECOIL STARTER	1	
4	03542-06169	.SCREW	4	
5	21131-96010	MARK, CLUTCH SHIFT	1	
6	61435-939A1	MARK, EMBLEM REAR	1	
7	61449-93921	MARK, KEROSENE	1	
8	61458-89L00	LABEL, ENGINE COVER	1	
9	69712-93E10	LABEL, S.I.G.P	1	
10	61441-90L00	MARK, SUZUKI	2	
11	68111-99J00	EMBLEM, "S"	1	
12	59800-90L00	TOOL ASSY	1	
13	68110-89L00	COVER, WEATHER	1	OPT
14	99011-90L30-063	MANUAL, OWNER'S	1	

FIG.84

FIG.84 (1-H-9) HANDLE (DT9.9 P40)



REF NO.	PART NO.	DESCRIPTION	Q'TY	REMARKS
1	63121-90L00-OEP	COVER, TILLER HANDLE (BLACK)	1	
2	63114-94300	SPACER, HANDLE COVER	1	
3	63115-96310	SPACER	1	
4	09140-08023-XC0	NUT	2	
5	29162-93J10	LOCK WASHER	2	
6	09108-08300	STUD BOLT	2	
7	63610-91L00	CABLE ASSY, THROTTLE	2	
8	63111-91L00-OEP	HANDLE, TILLER (BLACK)	1	
9	09205-03038	SPRING PIN (3X14)	1	
10	63220-91L00	ROD, HANDLE	1	
11	63240-94J10	ADJUSTER SET, HANDLE GRIP	1	
12	63241-986B0	.SUPPORT, HANDLE ROD	1	
13	63244-94J00	.KNOB, THROTTLE ADJUSTER	1	
14	09136-05041	SCREW (5X20)	2	
15	09148-06008	NUT	1	
16	63225-94J00	PLATE, HANDLE ROD ADJUSTER	1	
17	63225-93200	BUSH, HANDLE ROD	1	
18	09440-12027	SPRING	1	
19	63223-92D00	STOPPER, HANDLE ROD	1	
20	09126-06015	SCREW (6X23)	1	
21	63210-93E30	GRIP, HANDLE	1	
22	09163-06001	LOCK WASHER	1	
23	63215-93110	MARK, HANDLE	1	
24	63625-93900	GROMMET, THROTTLE CABLE	1	
25-1	63118-94300	SHIM (0.3)	1	
25-2	63118-94310	SHIM (0.5)	1	OPT

FIG.85

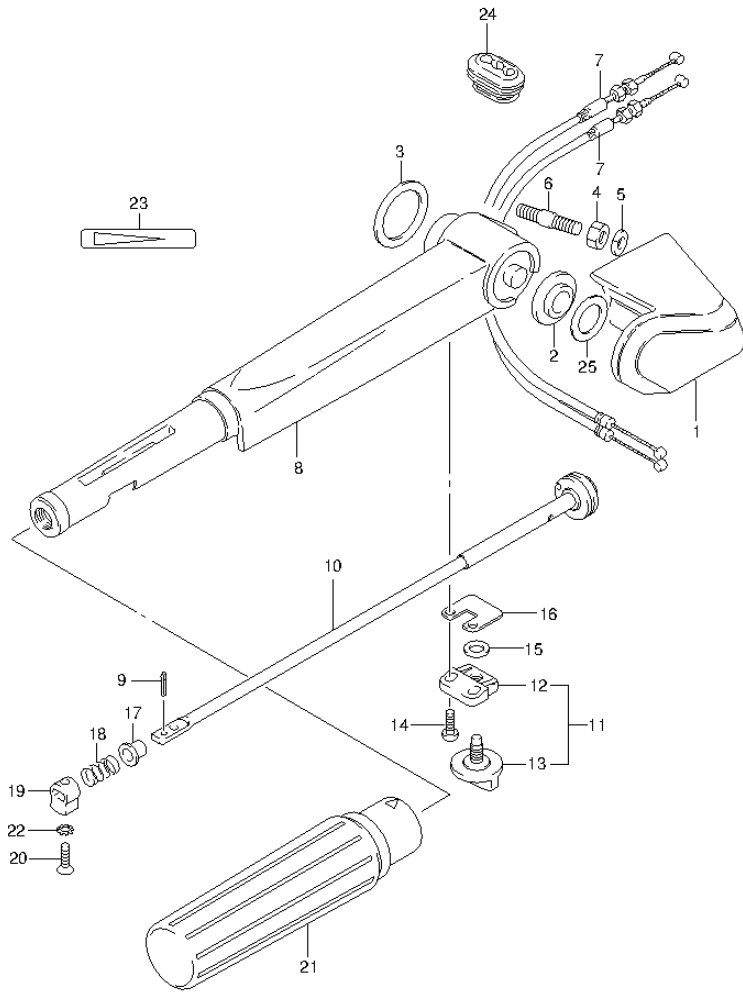


FIG.85 (1-H-10) HANDLE (DT9.9K P40)

REF NO.	PART NO.	DESCRIPTION	Q'TY	REMARKS
1	63121-90L00-OEP	COVER, TILLER HANDLE (BLACK)	1	
2	63114-94300	SPACER, HANDLE COVER	1	
3	63115-96310	SPACER	1	
4	09140-08023-XC0	NUT	2	
5	29162-93J10	LOCK WASHER	2	
6	09108-08300	STUD BOLT	2	
7	63610-91L00	CABLE ASSY, THROTTLE	2	
8	63111-91L00-OEP	HANDLE, TILLER (BLACK)	1	
9	09205-03038	SPRING PIN (3X14)	1	
10	63220-91L00	ROD, HANDLE	1	
11	63240-94J10	ADJUSTER SET, HANDLE GRIP	1	
12	63241-986B0	.SUPPORT, HANDLE ROD	1	
13	63244-94J00	.KNOB, THROTTLE ADJUSTER	1	
14	09136-05041	SCREW (5X20)	2	
15	09148-06008	NUT	1	
16	63225-94J00	PLATE, HANDLE ROD ADJUSTER	1	
17	63225-93200	BUSH, HANDLE ROD	1	
18	09440-12027	SPRING	1	
19	63223-89J00	STOPPER, HANDLE ROD	1	
20	09126-06015	SCREW (6X23)	1	
21	63210-93E30	GRIP, HANDLE	1	
22	09163-06001	LOCK WASHER	1	
23	63215-93110	MARK, HANDLE	1	
24	63625-93900	GROMMET, THROTTLE CABLE	1	
25-1	63118-94300	SHIM (0.3)	1	
25-2	63118-94310	SHIM (0.5)	1	OPT

FIG.86

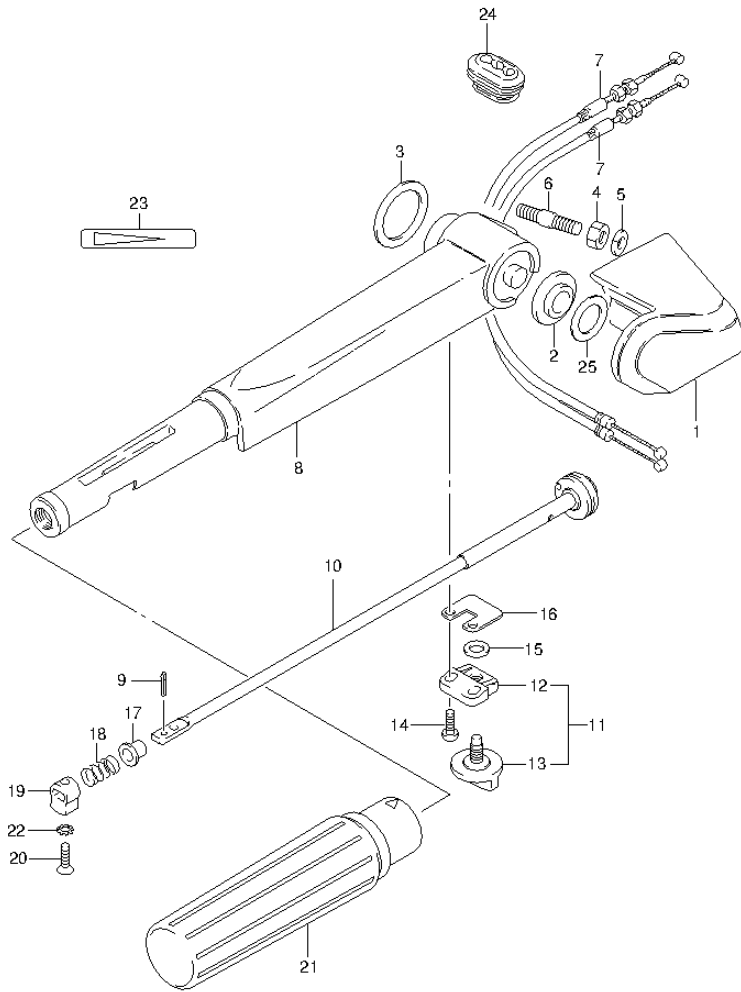


FIG.86 (1-H-11) HANDLE (DT9.9K P36)

REF NO.	PART NO.	DESCRIPTION	Q'TY	REMARKS
1	63121-90L00-OEP	COVER, TILLER HANDLE (BLACK)	1	
2	63114-94300	SPACER, HANDLE COVER	1	
3	63115-96310	SPACER	1	
4	09140-08023-XC0	NUT	2	
5	29162-93J10	LOCK WASHER	2	
6	09108-08300	STUD BOLT	2	
7	63610-91L00	CABLE ASSY, THROTTLE	2	
8	63111-91L00-OEP	HANDLE, TILLER (BLACK)	1	
9	09205-03038	SPRING PIN (3X14)	1	
10	63220-91L00	ROD, HANDLE	1	
11	63240-94J10	ADJUSTER SET, HANDLE GRIP	1	
12	63241-986B0	.SUPPORT, HANDLE ROD	1	
13	63244-94J00	.KNOB, THROTTLE ADJUSTER	1	
14	09136-05041	SCREW (5X20)	2	
15	09148-06008	NUT	1	
16	63225-94J00	PLATE, HANDLE ROD ADJUSTER	1	
17	63225-93200	BUSH, HANDLE ROD	1	
18	09440-12027	SPRING	1	
19	63223-89J00	STOPPER, HANDLE ROD	1	
20	09126-06015	SCREW (6X23)	1	
21	63210-93E30	GRIP, HANDLE	1	
22	09163-06001	LOCK WASHER	1	
23	63215-93110	MARK, HANDLE	1	
24	63625-93900	GROMMET, THROTTLE CABLE	1	
25-1	63118-94300	SHIM (0.3)	1	
25-2	63118-94310	SHIM (0.5)	1	OPT

FIG.87

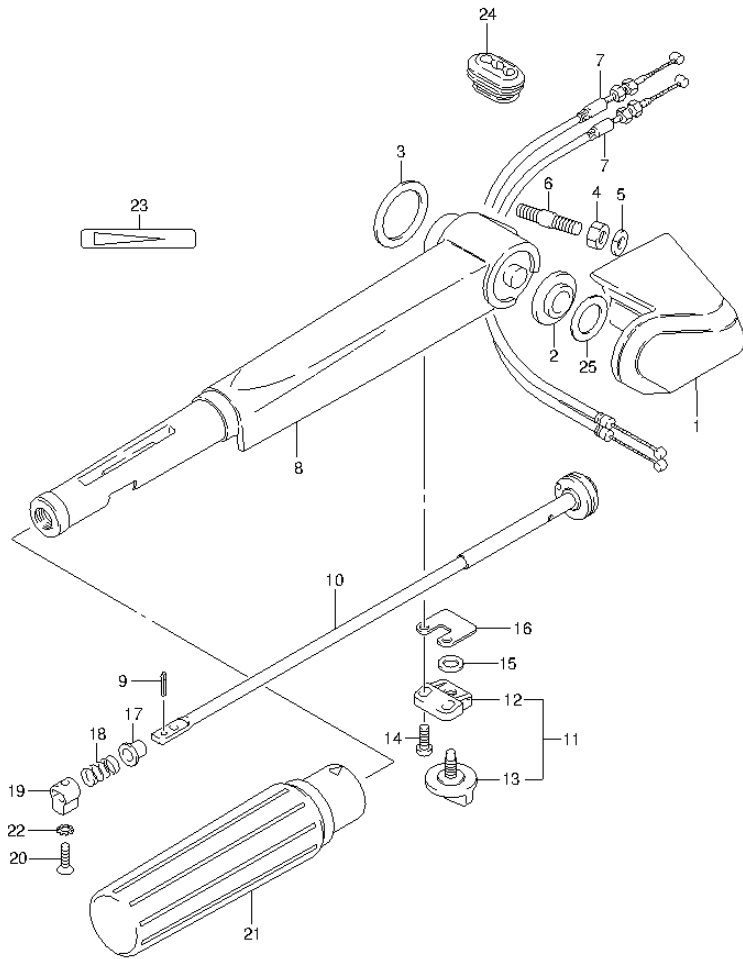


FIG.87 (1-H-12) HANDLE (DT15 P40)

REF NO.	PART NO.	DESCRIPTION	Q'TY	REMARKS
1	63121-90L00-OEP	COVER, TILLER HANDLE (BLACK)	1	
2	63114-94300	SPACER, HANDLE COVER	1	
3	63115-96310	SPACER	1	
4	09140-08023-XC0	NUT	2	
5	29162-93J10	LOCK WASHER	2	
6	09108-08300	STUD BOLT	2	
7	63610-91L00	CABLE ASSY, THROTTLE	2	
8	63111-91L00-OEP	HANDLE, TILLER (BLACK)	1	
9	09205-03038	SPRING PIN (3X14)	1	
10	63220-91L00	ROD, HANDLE	1	
11	63240-94J10	ADJUSTER SET, HANDLE GRIP	1	
12	63241-986B0	.SUPPORT, HANDLE ROD	1	
13	63244-94J00	.KNOB, THROTTLE ADJUSTER	1	
14	09136-05041	SCREW (5X20)	2	
15	09148-06008	NUT	1	
16	63225-94J00	PLATE, HANDLE ROD ADJUSTER	1	
17	63225-93200	BUSH, HANDLE ROD	1	
18	09440-12027	SPRING	1	
19	63223-92D00	STOPPER, HANDLE ROD	1	
20	09126-06015	SCREW (6X23)	1	
21	63210-93E30	GRIP, HANDLE	1	
22	09163-06001	LOCK WASHER	1	
23	63215-93110	MARK, HANDLE	1	
24	63625-93900	GROMMET, THROTTLE CABLE	1	
25-1	63118-94300	SHIM (0.3)	1	
25-2	63118-94310	SHIM (0.5)	1	OPT

FIG.88

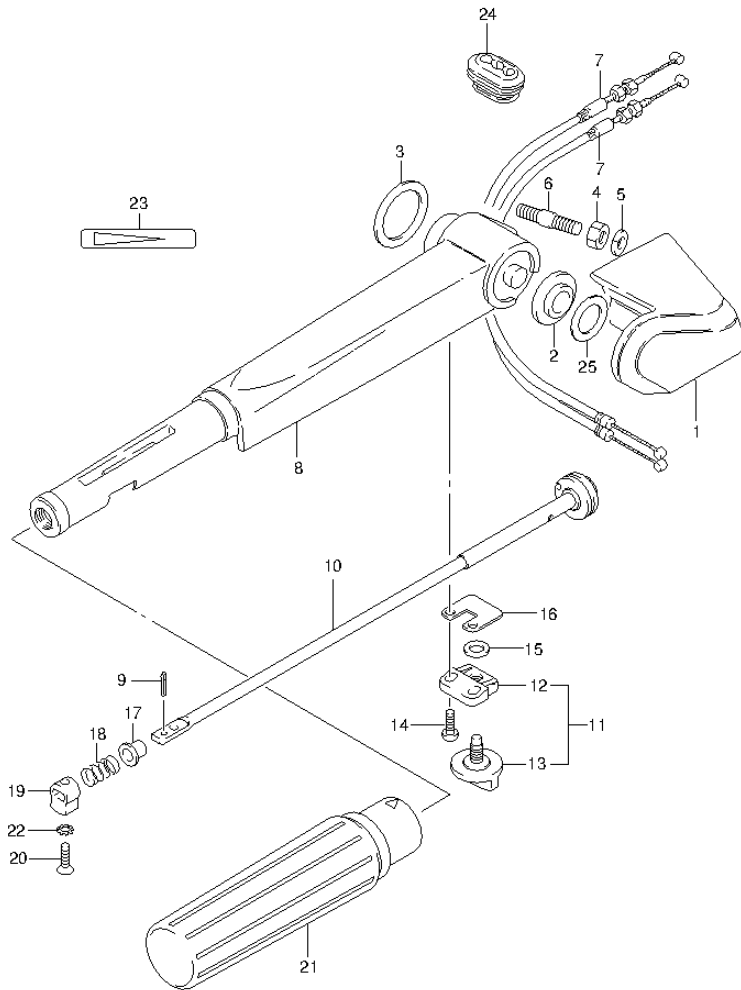


FIG.88 (1-H-13) HANDLE (DT15K P36)

REF NO.	PART NO.	DESCRIPTION	Q'TY	REMARKS
1	63121-90L00-OEP	COVER, TILLER HANDLE (BLACK)	1	
2	63114-94300	SPACER, HANDLE COVER	1	
3	63115-96310	SPACER	1	
4	09140-08023-XC0	NUT	2	
5	29162-93J10	LOCK WASHER	2	
6	09108-08300	STUD BOLT	2	
7	63610-91L00	CABLE ASSY, THROTTLE	2	
8	63111-91L00-OEP	HANDLE, TILLER (BLACK)	1	
9	09205-03038	SPRING PIN (3X14)	1	
10	63220-91L00	ROD, HANDLE	1	
11	63240-94J10	ADJUSTER SET, HANDLE GRIP	1	
12	63241-986B0	.SUPPORT, HANDLE ROD	1	
13	63244-94J00	.KNOB, THROTTLE ADJUSTER	1	
14	09136-05041	SCREW (5X20)	2	
15	09148-06008	NUT	1	
16	63225-94J00	PLATE, HANDLE ROD ADJUSTER	1	
17	63225-93200	BUSH, HANDLE ROD	1	
18	09440-12027	SPRING	1	
19	63223-89J00	STOPPER, HANDLE ROD	1	
20	09126-06015	SCREW (6X23)	1	
21	63210-93E30	GRIP, HANDLE	1	
22	09163-06001	LOCK WASHER	1	
23	63215-93110	MARK, HANDLE	1	
24	63625-93900	GROMMET, THROTTLE CABLE	1	
25-1	63118-94300	SHIM (0.3)	1	
25-2	63118-94310	SHIM (0.5)	1	OPT

FIG.89

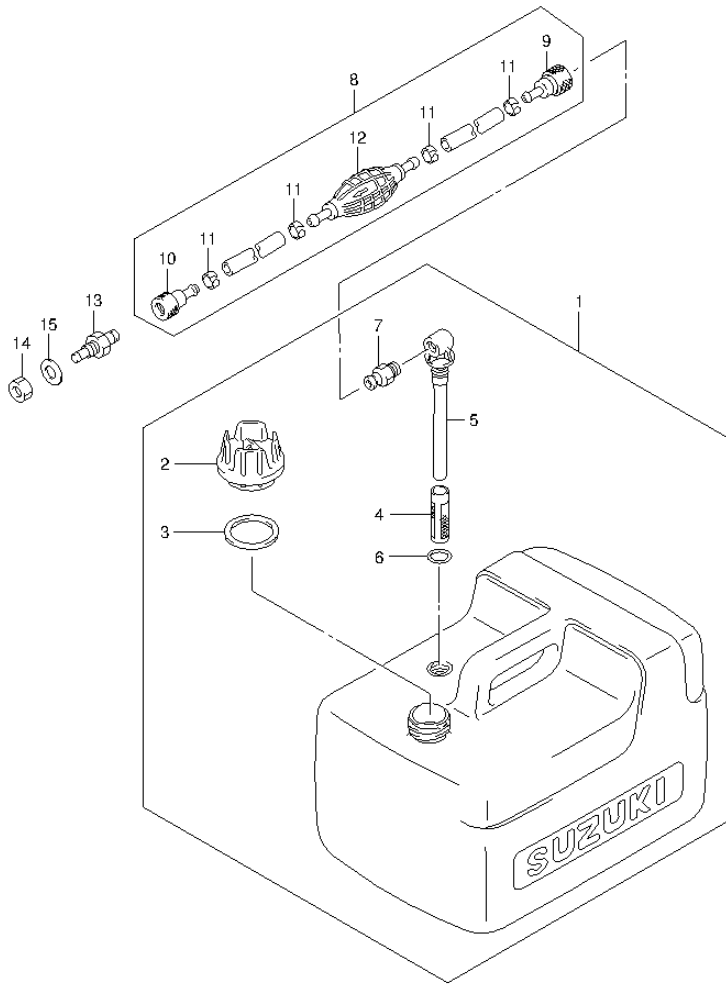


FIG.89 (1-H-14) FUEL TANK (RESIN:12L) (DT9.9K P40)

REF NO.	PART NO.	DESCRIPTION	Q'TY	REMARKS
1	65000-99100	TANK ASSY, FUEL (12L)	1	GASOLINE
2	65520-99100	.CAP ASSY, FUEL TANK	1	
3	65561-95D00	.GASKET, TANK CAP	1	
4	65831-95D00	.FILTER, OUTLET	1	
5	65890-99100	.OUTLET	1	
6	65892-95D00	.O RING	1	
7	65740-99100	.PLUG, FUEL CONNECTOR	1	
8	65700-95D04	HOSE, FUEL	1	GASOLINE
9	65750-95500	.SOCKET, FUEL HOSE (IN)	1	
10	65750-98505	.SOCKET, FUEL HOSE (OUT)	1	
11	65781-98500	.CLIP	4	
12	65770-99J01	.PUMP, SQUEEZE	1	
13	65720-95512	PLUG, FUEL CONNECTOR	1	GASOLINE
14	65761-91L00	NUT	1	GASOLINE
15	09160-12066	WASHER (12.5X22X2.5)	1	GASOLINE

FIG.90

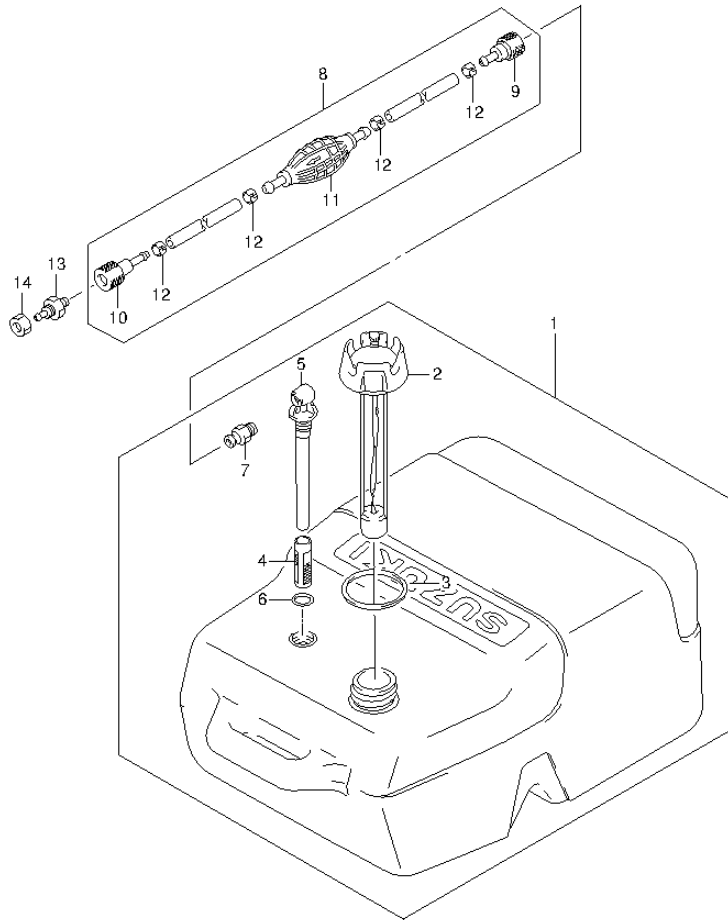


FIG.90 (1-H-15) FUEL TANK (RESIN:25L) (DT9.9 P40)

REF NO.	PART NO.	DESCRIPTION	Q'TY	REMARKS
1	65000-95D01	TANK ASSY, FUEL (25L)	1	
2	65520-95D00	.CAP ASSY, FUEL TANK	1	
3	65561-95D00	.GASKET, TANK CAP	1	
4	65831-95D00	.FILTER, OUTLET	1	
5	65890-95D00	.OUTLET ASSY	1	
6	65892-95D00	.O RING, FUEL OUTLET	1	
7	65740-95D01	.PLUG, FUEL CONNECTOR	1	
8	65700-87DA1	HOSE, FUEL (TANK TO CONNECTOR)	1	
9	65750-95500	.SOCKET, FUEL HOSE	1	
10	65750-98505	.SOCKET, FUEL HOSE	1	
11	65770-90L01	.PUMP, SQUEEZE	1	
12	65781-98500	.CLIP	1	
13	65720-985L0	PLUG, FUEL CONNECTOR	1	
14	09140-10032	NUT	1	

FIG.91

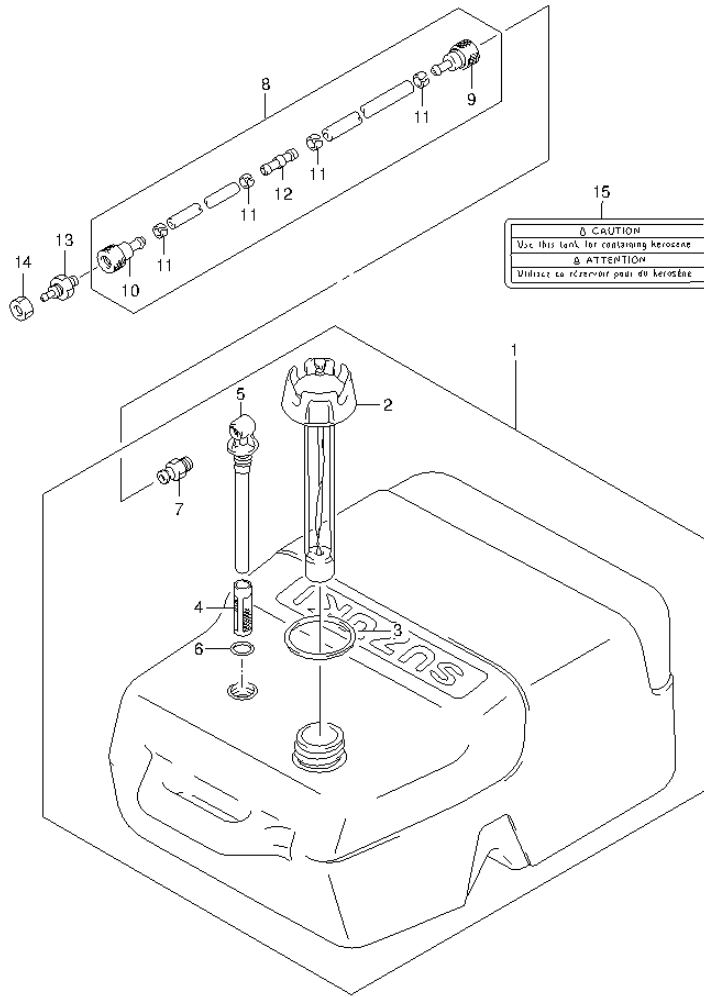


FIG.91 (1-I-2) FUEL TANK (RESIN:25L) (DT9.9K P40)

REF NO.	PART NO.	DESCRIPTION	Q'TY	REMARKS
1	65000-95D01	TANK ASSY, FUEL (25L)	1	KEROSENE
2	65520-95D00	.CAP ASSY, FUEL TANK	1	
3	65561-95D00	.GASKET, TANK CAP	1	
4	65831-95D00	.FILTER, OUTLET	1	
5	65890-95D00	.OUTLET ASSY	1	
6	65892-95D00	.O RING, FUEL OUTLET	1	
7	65740-95D01	.PLUG, FUEL CONNECTOR	1	
8	65700-96362	HOSE, FUEL (K.TANK TO CONN)	1	KEROSENE
9	65750-95500	.SOCKET, FUEL HOSE	1	
10	65750-98505	.SOCKET, FUEL HOSE	1	
11	65781-98500	.CLIP	1	
12	65779-93900	.UNION, FUEL HOSE	1	
13	65720-985L0	PLUG, FUEL CONNECTOR	1	KEROSENE
14	09140-10032	NUT	1	
15	65318-93910	MARK, KEROSENE CAUTION	1	

FIG.92

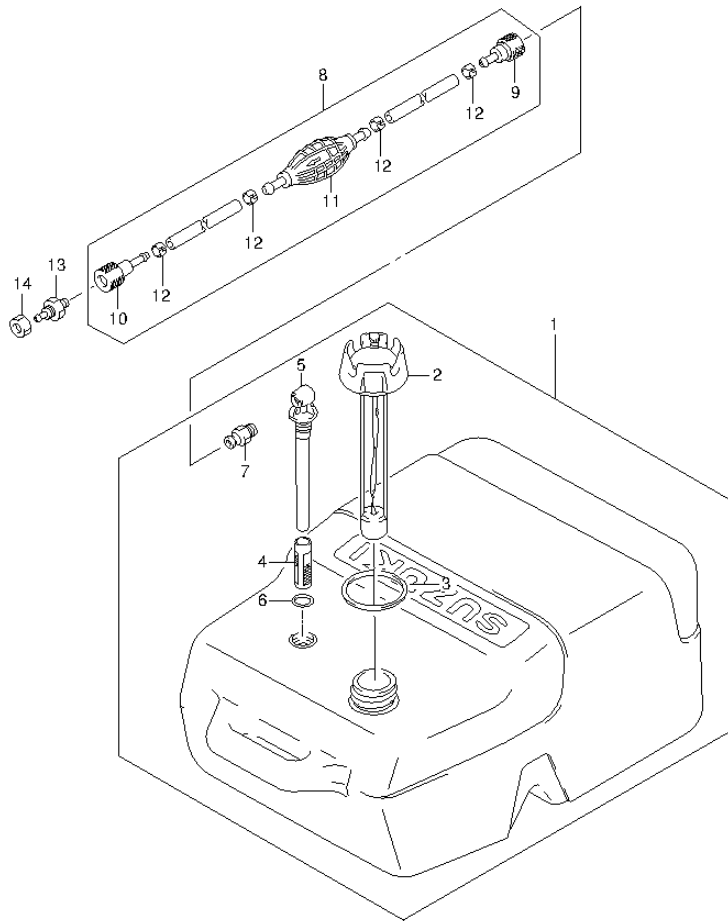


FIG.92 (1-1-3) FUEL TANK (RESIN:25L) (DT15 P40)

REF NO.	PART NO.	DESCRIPTION	Q'TY	REMARKS
1	65000-95D01	TANK ASSY, FUEL (25L)	1	
2	65520-95D00	.CAP ASSY, FUEL TANK	1	
3	65561-95D00	.GASKET, TANK CAP	1	
4	65831-95D00	.FILTER, OUTLET	1	
5	65890-95D00	.OUTLET ASSY	1	
6	65892-95D00	.O RING, FUEL OUTLET	1	
7	65740-95D01	.PLUG, FUEL CONNECTOR	1	
8	65700-87DA1	HOSE, FUEL (TANK TO CONNECTOR)	1	
9	65750-95500	.SOCKET, FUEL HOSE	1	
10	65750-98505	.SOCKET, FUEL HOSE	1	
11	65770-90L01	.PUMP, SQUEEZE	1	
12	65781-98500	.CLIP	1	
13	65720-985L0	PLUG, FUEL CONNECTOR	1	
14	09140-10032	NUT	1	

FIG.93

FIG.93 (1-14) FUEL HOSE (DT9.9K P36)

REF NO.	PART NO.	DESCRIPTION	Q'TY	REMARKS
1	65720-94403	PLUG, FUEL CONNECTOR	1	KEROSENE
2	65720-95512	PLUG, FUEL CONNECTOR	1	GASOLINE
3	65761-91L00	NUT	1	GASOLINE
4	09140-10032	NUT	1	KEROSENE
5	09160-12066	WASHER (12.5X22X2.5)	1	GASOLINE
6	65700-94416	HOSE, FUEL	1	GASOLINE
7	65750-95500	.SOCKET, FUEL HOSE (OUT)	1	
8	65770-90J11	.PUMP, SQUEEZE	1	
9	65830-95500	.FILTER, ASSY FUEL TANK OUTLET	1	
10	65842-94401	.TUBE, FUEL FILTER	1	
11	09401-10412	.CLIP	1	
12	65700-94433	HOSE, FUEL	1	KEROSENE
13	65750-94404	.SOCKET,FUEL HOSE	1	
14	65781-98500	.CLIP,FUEL HOSE	2	
15	65830-95500	.FILTER	1	
16	65842-94401	.TUBE,FUEL FILTER	1	
17	09401-10412	.CLIP	1	

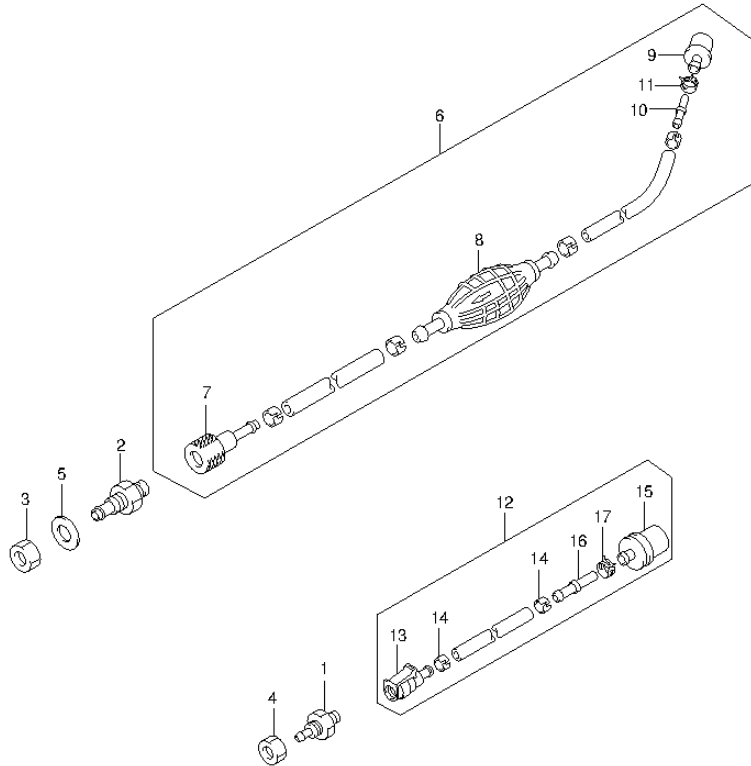


FIG.94

FIG.94 (1-15) FUEL HOSE (DT15K P36)

REF NO.	PART NO.	DESCRIPTION	Q'TY	REMARKS
1	65720-94403	PLUG, FUEL CONNECTOR	1	KEROSENE
2	65720-95512	PLUG, FUEL CONNECTOR	1	GASOLINE
3	65761-91L00	NUT	1	GASOLINE
4	09140-10032	NUT	1	KEROSENE
5	09160-12066	WASHER (12.5X22X2.5)	1	GASOLINE
6	65700-94416	HOSE, FUEL	1	GASOLINE
7	65750-95500	.SOCKET, FUEL HOSE (OUT)	1	
8	65770-90J11	.PUMP, SQUEEZE	1	
9	65830-95500	.FILTER, ASSY FUEL TANK OUTLET	1	
10	65842-94401	.TUBE, FUEL FILTER	1	
11	09401-10412	.CLIP	1	
12	65700-94433	HOSE, FUEL	1	KEROSENE
13	65750-94404	.SOCKET,FUEL HOSE	1	
14	65781-98500	.CLIP,FUEL HOSE	2	
15	65830-95500	.FILTER	1	
16	65842-94401	.TUBE,FUEL FILTER	1	
17	09401-10412	.CLIP	1	

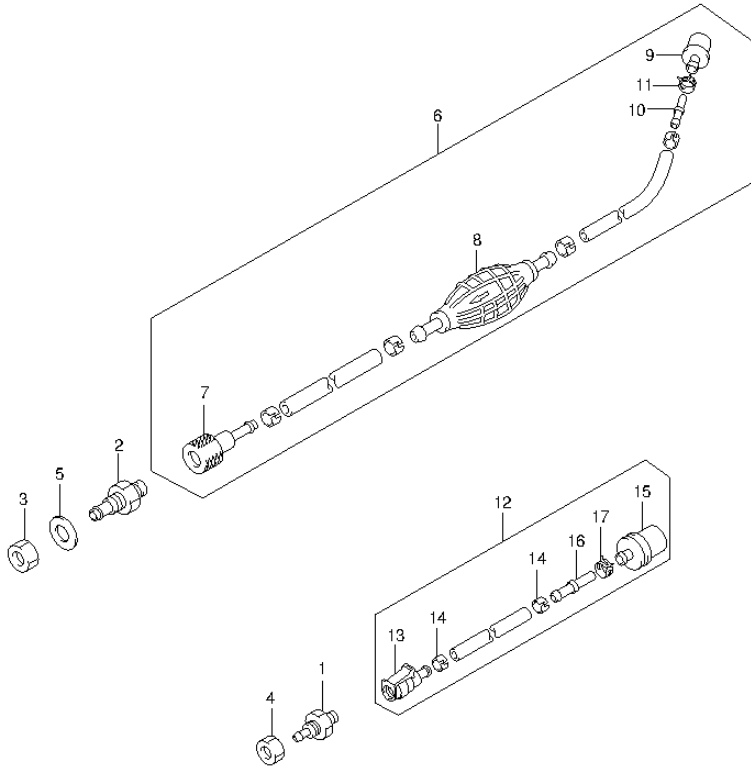


FIG.95

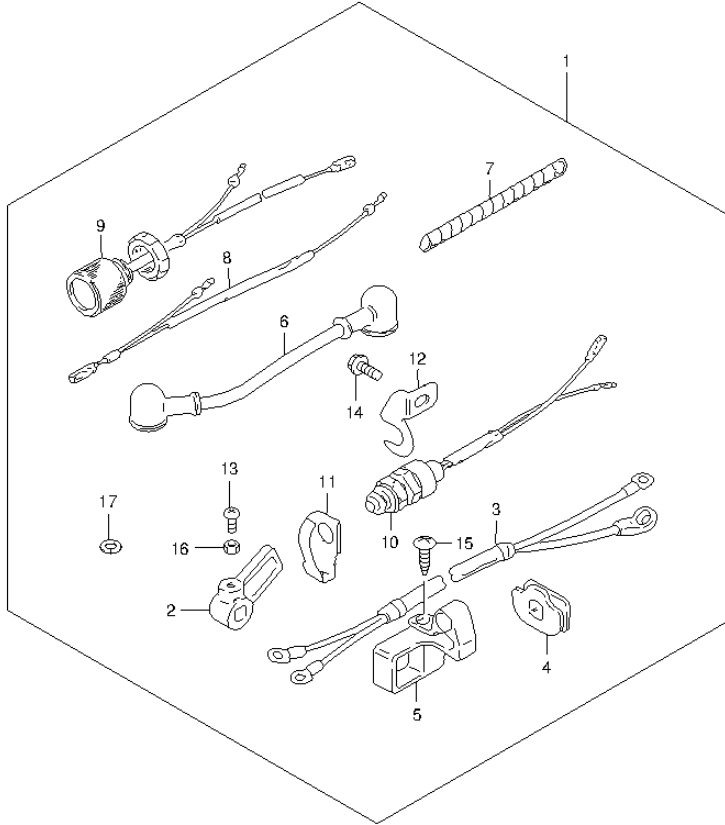


FIG.95 (1-I-6) OPT : STARTER MOTOR

REF NO.	PART NO.	DESCRIPTION	Q'TY	REMARKS
1	33800-93903	SWITCH, STARTER/CABLE SET	1	
2	21313-93900	ARM, ELECTRIC NSI	1	
3	33810-92D00	.CABLE, STARTER	1	
4	33811-96300	.GROMMET	1	
5	33816-96300	.CLAMP	1	
6	33820-93900	.CABLE, PLUG TERM TO RELAY	1	
7	33833-91J00	.TUBE, 250	1	L:250->100
8	36610-93901	.WIRING HARNESS, ME	1	
9	37160-93922	.SWITCH, STARTER	1	
10	37721-96354	.SWITCH, NEUTRAL	1	
11	37725-94302	.ACTUATOR, NEUTRAL SW	1	
12	37726-94402	.BRACKET, NEUTRAL SW	1	
13	02112-05167	.SCREW	1	
14	02162-06167	.SCREW	1	
15	03241-0625A	.SCREW	1	
16	08310-00057	.NUT	1	
17	08321-01067	.LOCK WASHER	1	NOT ILLUSTRATED

FIG.96

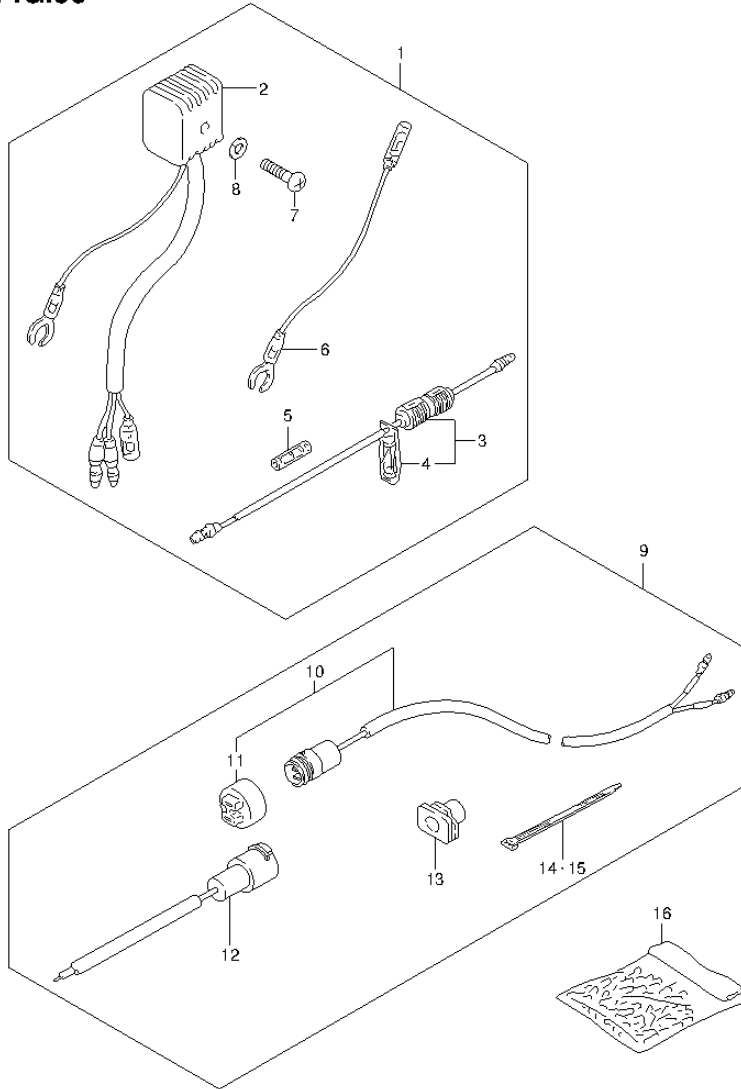


FIG.96 (1-I-7) OPT : ELECTRICAL (1)

REF NO.	PART NO.	DESCRIPTION	Q'TY	REMARKS
1	32801-93903	RECTIFIER SET	1	
2	32800-95D01	.RECTIFIER	1	
3	36740-95253	.CASE, FUSE	1	
4	09481-20001	..FUSE (20A)	1	
5	37132-93700	.CONNECTOR, LEAD	1	
6	37801-98300	.LEAD, RECEPTACLE GROUND	1	
7	02142-05257	.SCREW	1	
8	08321-0105A	.WASHER	1	
9	39600-93910	RECEPTACLE SET	1	
10	39601-95D00	.RECEPTACLE ASSY, LIGHTING	1	
11	36634-93910	..CAP	1	
12	39602-93900	.PLUG ASSY, LIGHTING	1	
13	39603-94400	.GROMMET, RECEPTACLE	1	
14	09407-10403	.CLAMP (L:95)	1	
15	09407-25402	.CLAMP (L:248)	1	
16	36990-87D00	TERMINAL & SLEEVE SET	1	

FIG.97

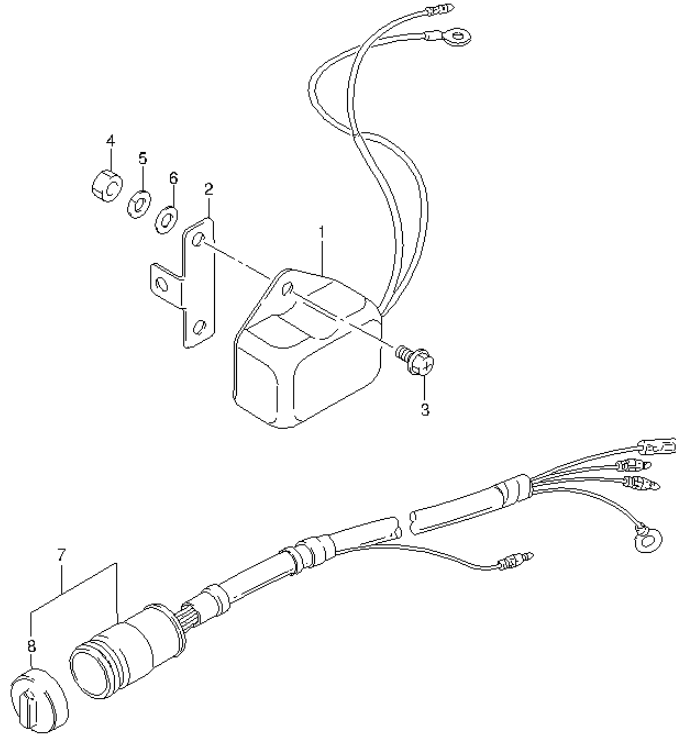


FIG.97 (1-I-8) OPT : ELECTRICAL (2)

REF NO.	PART NO.	DESCRIPTION	Q'TY	REMARKS
1	32500-95722	REGULATOR ASSY, VOLTAGE	1	
2	32590-93900	STAY, VOLTAGE	1	
3	02162-06127	SCREW	2	
4	08310-00067	NUT	2	
5	08321-01067	LOCK WASHER	2	
6	08322-01067	WASHER	2	
7	36630-93901	WIRING HARNESS ASSY	1	
8	36631-94300	.CAP	1	

FIG.98

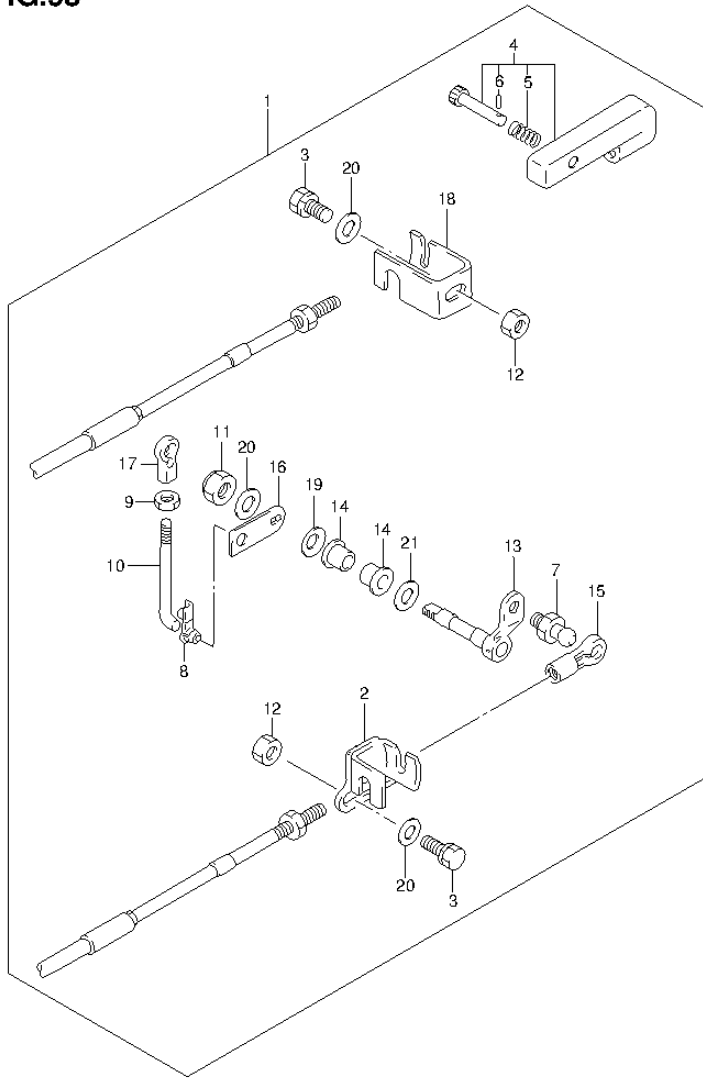


FIG.98 (1-I-9) OPT : REMOTE CONTROL PARTS

REF NO.	PART NO.	DESCRIPTION	Q'TY	REMARKS
1	67130-93820	REMOTE CONTROL PARTS ASSY	1	
2	67340-93900	.HOLDER, REMO-CON CABLE	1	
3	29117-93J20	.BOLT (6X15)	3	
4	67440-93900	.GUIDE, CLUTCH CABLE	1	
5	09440-09042	..SPRING	1	
6	09205-02006	..SPRING PIN (2X12)	1	
7	09119-06047	.PIVOT	1	
8	09209-05017	.PIN	1	
9	09140-05005	.NUT	1	
10	67413-93900	.ROD, REMO-CON THROTTLE	1	
11	09159-08059	.NUT	1	
12	29141-93J00	.NUT	4	
13	67410-93501	.LEVER, REMO-CON THROTTLE	1	
14	09306-08016	.BUSH	2	
15	67466-95200	.CONNECTOR, REMO-CON THROTTLE	1	
16	67417-93900	.ARM, REMO-CON THROTTLE	1	
17	19131-95502	.CONNECTOR, THROTTLE LEVER	1	
18	67341-94302	.HOLDER, REMO-CON CABLE	1	
19	09164-08017	.WASHER	1	
20	09160-06082	.WASHER (6.5X13X1.0)	3	
21	09160-08059	.WASHER (8.5X18X1.6)	1	

FIG.99

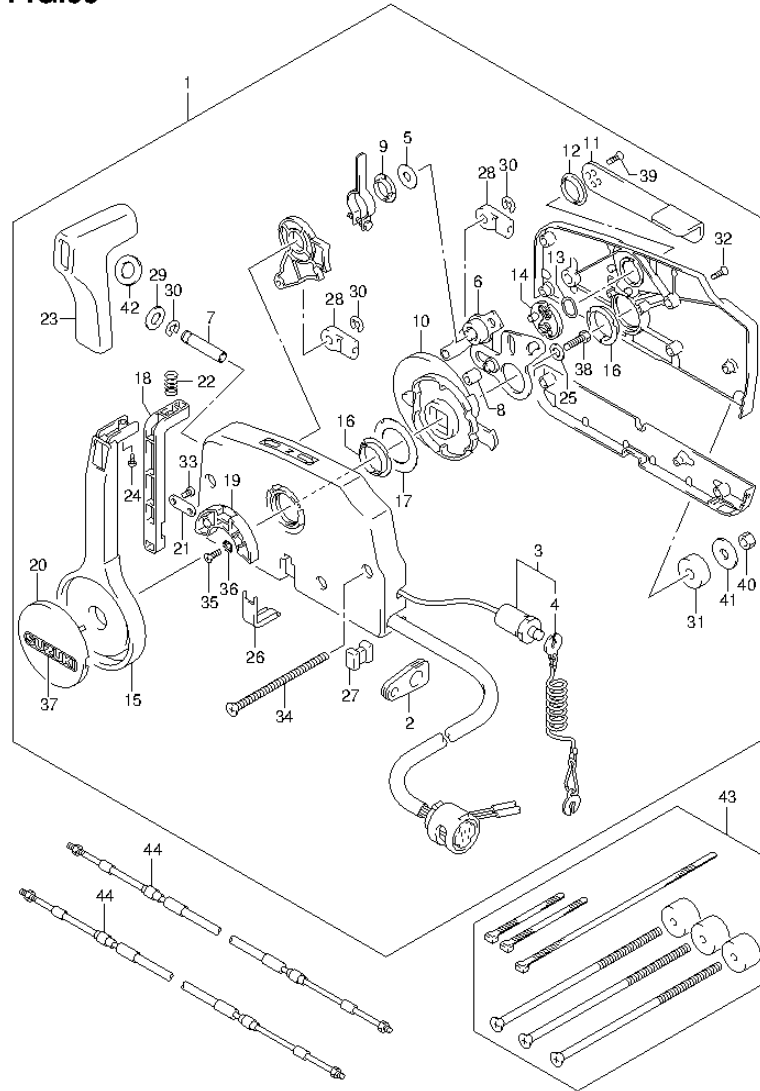
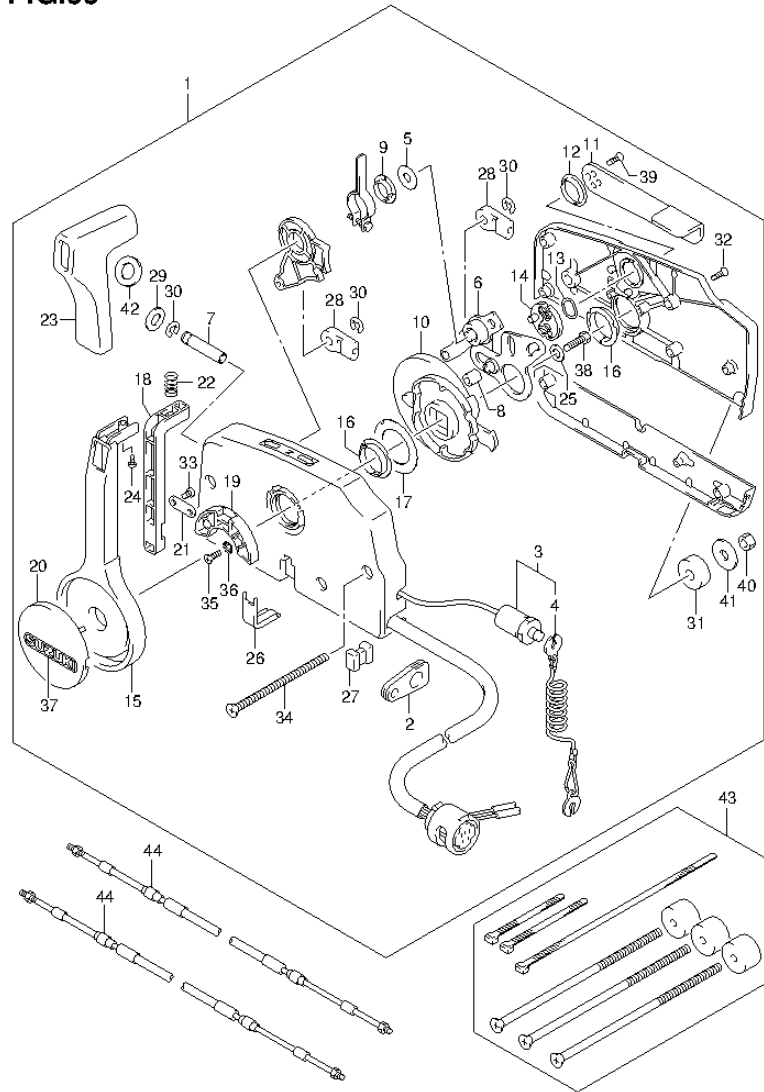


FIG.99 (1-I-10) OPT : REMOTE CONTROL

REF NO.	PART NO.	DESCRIPTION	Q'TY	REMARKS
1	67200-939B4	REMOTE CONTROL ASSY	1	
2	36628-92E00	.GROMMET, WIRE HARNESS	1	
3	37830-95D02	.SWITCH ASSY, EMERGENCY & STOP	1	
4	37823-92E01	.PLATE, LOCK	1	
5	67212-95600	.WASHER	1	
6	67220-95620	.PLATE ASSY	1	
7	67223-99E10	.KNOB, BRAKE ADJUST	1	
8	67229-95600	.ROLLER	1	
9	67232-95600	.BUSH	1	
10	67238-87D00	.GEAR, DRIVE	1	
11	67241-99E10	.LEVER, FREE THROTTLE	1	
12	67243-95600	.BUSH	1	
13	67244-95600	.WAVE WASHER	1	
14	67245-95600	.DRUM, FREE THROTTLE	1	
15	67251-99E10	.LEVER, HANDLE	1	
16	67252-95600	.BUSH	2	
17	67253-95600	.WASHER	1	
18	67255-99E00	.ARM, LOCK	1	
19	67256-95600	.HOLDER, NEUTRAL LOCK	1	
20	67257-99E00	.CAP, LEVER	1	
21	67258-99E00	.BRACKET	1	
22	67259-87D00	.SPRING, NEUTRAL ARM	1	
23	67261-99E00	.GRIP	1	
24	67296-94310	.SCREW	1	
25	67264-95600	.WASHER	1	
26	67267-93J00	.COVER, WIRE	1	
27	67273-95600	.SPACER	1	
28	67275-95600	.END, CABLE	2	
29	67288-92E00	.WASHER, BRAKE ADJ KNOB	1	
30	67292-94300	.E RING	3	
31	67294-95600	.SPACER	3	
32	67296-90J00	.SCREW, REAR COVER	5	
33	67296-94300	.SCREW	2	
34	67296-95600	.SCREW	3	

FIG.99

FIG.99 (1-I-11) OPT : REMOTE CONTROL



REF NO.	PART NO.	DESCRIPTION	Q'TY	REMARKS
35	67296-95610	.SCREW	2	
36	67297-95600	.WASHER	2	
37	68165-16B00-13L	.EMBLEM, SUZUKI (SILVER)	1	
38	09100-08232	.BOLT (8X30)	1	
39	09126-05003	.SCREW (5X12)	2	
40	09140-06020	.NUT	3	
41	09160-06104	.WASHER (6.5X24X2)	3	
42	37859-90J00	.SPACER	1	
43	67140-95600	ATTACHMENT, REMO-CON KIT	1	
44-1	67320-93J00	CABLE ASSY, REMOCON 8F (2.4M)	2	
44-2	67320-93J10	CABLE ASSY, REMOCON 10F (3.1M)	2	
44-3	67320-93J20	CABLE ASSY, REMOCON 12F (3.7M)	2	
44-4	67320-93J30	CABLE ASSY, REMOCON 14F (4.3M)	2	
44-5	67320-93J40	CABLE ASSY, REMOCON 16F (4.9M)	2	
44-6	67320-93J50	CABLE ASSY, REMOCON 18F (5.5M)	2	
44-7	67320-93J60	CABLE ASSY, REMOCON 20F (6.1M)	2	
44-8	67320-93J70	CABLE ASSY, REMOCON 22F (6.7M)	2	
44-9	67320-93J80	CABLE ASSY, REMOCON 24F (7.3M)	2	

FIG.100

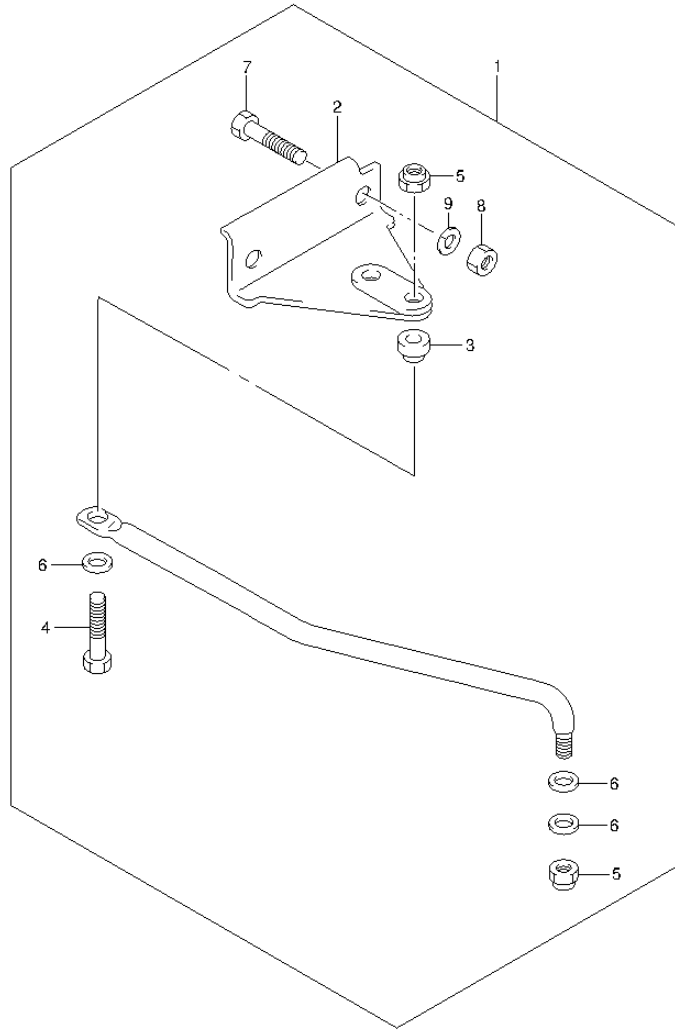


FIG.100 (1-I-12) OPT : DRAG LINK

REF NO.	PART NO.	DESCRIPTION	Q'TY	REMARKS
1	67701-89E10	LINK ASSY, DRAG	1	
2	43755-96320	.ATTACHMENT, STEERING BRACKET	1	
3	67721-93E00	.SPACER (L:13)	1	
4	67725-99E10	.BOLT	1	
5	67726-99E00	.NUT	2	
6	67728-99E00	.WASHER	3	
7	29101-93J00	.BOLT (8X35)	2	
8	09140-08023-XC0	.NUT	2	
9	29162-93J10	.WASHER (8.2X15.4X2.0)	2	

PART NO.	FIG.NO.-REF.NO.	PART NO.	FIG.NO.-REF.NO.	PART NO.	FIG.NO.-REF.NO.
10000		13150-93910	7-1		13-9
		13150-93920	8-1		14-9
			9-1		15-10
		13152-93900	10-3		16-9
			11-3	13268-96111	12-4
11110-90L20	1-1	13152-93910	7-3		12-19
	4-1	13152-93920	8-3		13-4
11110-90L30	2-1		9-3		13-31
	3-1	13153-65010	7-2		14-4
	5-1		8-2		14-31
11141-93960	1-2		9-2		15-4
	2-2		10-2		15-19
	3-2		11-2		16-4
	4-2	13200-91D21	15-1		16-31
	5-2	13200-939B1	14-1	13270-94350	13-11
11300-90L11	1-4	13200-939C1	16-1		14-11
	2-4	13200-939D1	12-1		16-11
	3-4	13200-939H1	13-1	13282-94350	13-20
	4-4	13235-91D00	15-17		14-20
	5-4	13235-93940	12-17		16-20
11433-90L00	17-4	13235-93950	13-10	13343-98100	12-11
12100-90L00-050	6-22		14-10		15-11
12110-90L00-0B0	6-1		16-10	13370-94350	13-13
12140-90L00	6-2	13245-98110	12-9		14-13
12140-93140-050	6-23		15-9		16-13
12151-90L00	6-3	13249-93900	13-33	13371-98100	12-7
12161-90L00	6-7		14-33		13-7
12200-90L11	6-6		16-33		14-7
12211-90L00	6-8	13250-98110	12-6		15-7
12221-90L10	6-11		13-6		16-7
12231-90L10	6-12		14-6	13392-58600	13-17
12232-90L10	6-13		15-6		14-17
12240-90L10	6-14		16-6		16-17
12481-90L00	7-5	13251-98100	12-8	13441-94350	13-19
	8-5		13-8		14-19
	9-5		14-8		16-19
	10-5		15-8	13443-94350	13-21
	11-5		16-8		14-21
12485-93900	7-11	13254-98100	12-5		16-21
	8-11		13-5	13450-93950	13-18
	9-11		14-5		14-18
	10-11		15-5		16-18
	11-11		16-5	13521-93910	12-16
13125-91D00	7-10	13254-98410	13-12		13-24
	8-10		14-12		14-24
	9-10		16-12		15-16
	10-10	13265-93950	13-16		16-24
	11-10		14-16	13599-95210	13-23
13150-93900	10-1		16-16		14-23
	11-1	13267-93900	12-10		16-23

PART NO.	FIG.NO.-REF.NO.	PART NO.	FIG.NO.-REF.NO.	PART NO.	FIG.NO.-REF.NO.
13599-95211	13-22		2-10		21-6
	14-22		3-10		22-3
	16-22		4-10	15430-87D10	18-5
13613-98100	12-12		5-10		19-2
	15-12	14141-90L00	1-11		20-2
13616-93900	12-18		2-11		21-5
	13-32		3-11		22-2
	14-32		4-11	17400-90L00	23-19
	15-18		5-11		24-19
	16-32	14151-90L00	1-9		25-19
13631-93910	12-20		2-9		26-19
	15-20		3-9		27-19
13631-93960	13-34		4-9	17411-94J00	23-1
	14-34		5-9		24-1
	16-34	14211-90L00	17-1		25-1
13632-93900	74-21	14213-93910	17-2		26-1
	77-21	15100-93911	12-14		27-1
13632-93950	75-21		13-27	17413-94J10	23-2
	76-21		14-27		24-2
	78-21		15-14		25-2
13633-93900	7-12		16-27		26-2
	10-12	15100-93951	13-25		27-2
13633-93950	8-12		14-25	17417-93910	23-17
	9-12		16-25		24-17
	11-12	15170-93911	12-15		25-17
13634-93952	8-13		13-28		26-17
	9-13		14-28		27-17
	11-13		15-15	17461-939M0	23-3
13635-93950	8-14		16-28		24-3
	9-14	15170-93951	13-26		25-3
	11-14		14-26		26-3
13652-93950	13-15		16-26		27-3
	14-15	15211-91J00-125	18-1	17471-99J10	23-4
	16-15		21-1		24-4
13661-93900	12-3	15211-91J00-180	19-9		25-4
	13-3		20-9		26-4
	14-3		22-9		27-4
	15-3	15211-91J00-270	18-2	17472-90L00	23-5
	16-3		21-2		24-5
13811-93950	7-7	15410-94350	19-8		25-5
	8-7		20-8		26-5
	9-7		22-8		27-5
	10-7	15410-94400	18-4	17561-90L00	23-6-2
	11-7		19-1		24-6
13812-93900	7-8		20-1		25-6-2
	8-8		21-4		26-6-2
	9-8		22-1		27-6-2
	10-8	15413-87D10	18-6	17561-90L10	23-6-1
	11-8		19-3		25-6-1
14131-90L10	1-10		20-3		26-6-1

PART NO.	FIG.NO.-REF.NO.	PART NO.	FIG.NO.-REF.NO.	PART NO.	FIG.NO.-REF.NO.
17563-93900	27-6-1		30-1		41-2
	23-18		31-1		42-2
	24-18		32-1		43-2
	25-18		33-1	23131-93900	74-24
	26-18	19131-95502	98-17		75-23
17563-94J00	27-18	19132-94501	29-11		76-23
	23-7		32-8		77-24
	24-7	19132-95500	30-8	23211-93900	78-23
	25-7		31-8		39-3
	26-7		33-8		40-3
17564-93900	27-7	19141-90L00	29-2		41-3
	23-8		32-2		42-3
	24-8	19141-93960	30-2		43-3
	25-8		31-2	23213-93900	39-5
	26-8		33-2		40-5
17631-99J20	27-8	19811-93900	29-3		41-5
	23-9		30-3		42-5
	24-9		31-3		43-5
	25-9		32-3	23311-95JL0	34-1
	26-9		33-3		35-1
17632-99J30	27-9				36-1
	23-10				37-1
	24-10				38-1
	25-10				34-2-1
	26-10				36-2-1
17670-93953	27-10	21110-90L00	39-1		37-2-1
	2-16		40-1		38-2-1
17670-93962	3-16		41-1	25111-90L10	34-2-2
	1-16		42-1		35-2
17670-94402	4-16		43-1		36-2-2
	5-16	21126-92D00	39-6		37-2-2
	1-13		40-6		38-2-2
	2-13		41-6	25211-99JL0	34-5
	3-13		42-6		35-5
17685-91D00	4-13		43-6		36-5
	5-13	21131-96010	79-5		37-5
	1-14		80-5		38-5
	2-14		81-5	25215-90L00	34-6
	3-14		82-5		35-6
18100-90L00	4-14		83-5		36-6
	5-14	21220-93900	39-4		37-6
	28-1		40-4		38-6
	18121-94JL0		41-4	25311-99J00	34-3
	18130-93E01		42-4		35-3
18132-89L00		43-4		36-3	
18142-93E00	28-4	21313-93900	42-8		37-3
18210-93002	28-6		95-2		38-3
18280-93E00	28-7	22511-99011	67-2	29101-93J00	100-7
18290-90L00	28-9	23111-90L00	39-2	29116-93J10	67-34
19121-90L00	29-1		40-2	29117-93J20	98-3

PART NO.	FIG.NO.-REF.NO.	PART NO.	FIG.NO.-REF.NO.	PART NO.	FIG.NO.-REF.NO.
29125-93J10	68-28	31310-92D10	49-2		56-4
	69-28	31312-92D10	49-4		57-4
	70-28	31320-89E00	49-3		58-4
	71-28	31360-92D10	49-8		59-4
	72-28	31800-94401	49-13	33510-90L00	55-8
29141-93J00	23-12	31805-95501	49-14		58-8
	24-12	31911-90L00-0EP	49-10	33510-95520	56-8
	25-12	32101-90L00	53-1-2		57-8
	26-12	32101-90L10	50-1		59-8
	27-12		51-1	33800-93903	95-1
29162-93J00	34-7		52-1	33810-92D00	60-3
	35-7		53-1-1		95-3
	36-7		54-1	33811-96300	60-4
	37-7	32102-90L00	53-2-2		95-4
	38-7	32102-90L10	50-2	33816-96300	60-8
29162-93J10	66-13		51-2		95-5
	73-26		52-2	33820-93900	60-5
	98-12		53-2-1		95-6
	66-14		54-2	33833-91J00	60-10
	73-27	32140-93900	50-10		95-7
29201-93J00	68-23		51-10	36610-93901	60-11
	69-23		52-10		95-8
	70-23		53-10	36612-93900	74-25
	71-23		54-10		75-24
	72-23	32200-93910	50-13		76-24
29404-93J10	84-5		51-13		77-25
	85-5		52-13		78-24
	86-5		53-13	36628-92E00	99-2
	87-5		54-13	36630-93901	97-7
	88-5	32390-93910	50-6	36631-94300	97-8
29440-93J00	100-9		51-6	36634-93910	96-11
	67-30		52-6	36740-93901	60-6
	50-8		53-6	36740-95253	96-3
	51-8		54-6	36894-87DL0	68-27
	52-8	32500-95722	97-1		69-27
30000	53-8	32590-93900	97-2		70-27
	54-8	32800-95D01	60-1		71-27
	67-27		96-2		72-27
		32801-93903	96-1	36894-95201	68-26
		32900-90L00	55-1		69-26
31100-89E01	49-1		56-1		70-26
	49-5		57-1		71-26
	49-6		58-1		72-26
	49-7		59-1	36990-87D00	96-16
	49-9	32915-93900	55-3	37132-93700	96-5
31131-89E00	49-1		56-3	37160-93922	60-12
	49-5		57-3		95-9
	49-6		58-3	37721-96354	64-1
	49-7		59-3		95-10
	49-9	33410-90L00	55-4	37725-94302	64-2

PART NO.	FIG.NO.-REF.NO.	PART NO.	FIG.NO.-REF.NO.	PART NO.	FIG.NO.-REF.NO.	
37726-94402	95-11	41111-90L00-0EP	66-1	54121-92D00	68-7	
	64-3	41121-90L00-0EP	66-2		69-7	
	95-12	41130-90L00	66-7		70-7	
37801-98300	61-6	41141-89E00	66-20-2		71-7	
	62-6	41141-94301	66-20-1		72-7	
	63-6	41161-94400	66-21	54125-90L00	68-14	
37823-92E01	64-10	41210-89E11	66-3		69-14	
	65-6	41211-93003	66-4		70-14	
	96-6	41211-93900	66-5		71-14	
	99-4	41211-93920	66-6		72-14	
	37823-97J00	61-4	41222-91L00	66-9	54130-90L00	68-9
		62-4	41225-94400	66-16		69-9
	37826-97J00	63-4	41225-94502	67-12		70-9
		64-8	43111-90L00-0EP	67-1		71-9
		65-4	43211-87JL0	67-7		72-9
		61-5	43411-939L0	67-23	54137-90L00	68-8
62-5		43412-93900	67-24		69-8	
63-5		43711-99J00	67-3		70-8	
64-9		43750-90L10-0EP	67-4		71-8	
65-5		43755-96320	100-2		72-8	
37830-90L00		61-3	43765-93900	67-8	54151-90L00	68-10
		62-3	45212-94J01	67-21		69-10
	63-3	45231-90L00	67-10		70-10	
	64-7	45241-90L00	67-11		71-10	
	65-3	45250-90L00	67-13		72-10	
37830-95D02	99-3	45255-93001	67-15	54167-90L00	68-15	
37835-95D00	61-1	45261-92L00	67-16		69-15	
	62-1	45420-90L00	66-10		70-15	
	63-1	45425-94J00	66-22		71-15	
	64-5	45700-90L00	67-28		72-15	
	65-1			54211-90L00-0EP	68-12	
37859-90J00	99-42			69-12		
39600-93910	96-9			70-12		
39601-95D00	96-10			71-12		
39602-93900	96-12			72-12		
39603-94400	96-13	52111-90L20-0EP	68-5-1	54213-93901	68-25	
39669-94400	74-23		70-5-1		69-25	
	75-22		71-5-1		70-25	
	76-22		72-5-1		71-25	
	77-23	52111-90L30-0EP	68-5-2		72-25	
	78-22		69-5	54221-90L00-0EP	68-13	
			70-5-2		69-13	
			71-5-2		70-13	
			72-5-2		71-13	
		52113-90L00	17-5		72-13	
		52117-94400	68-6	55100-99J40-0EP	73-1	
40000			69-6	55181-95200	73-28	
			70-6	55300-95500	73-24	
			71-6	55321-87J00	73-6	
			72-6	55321-90L00	68-3	

PART NO.	FIG.NO.-REF.NO.	PART NO.	FIG.NO.-REF.NO.	PART NO.	FIG.NO.-REF.NO.
	69-3		45-14		
	70-3		46-14		
	71-3		47-14		
	72-3		48-14		
55331-99J10	73-21	57621-99J11	44-15		
55332-90L00	44-25		45-15	61111-90L00-0EP	74-1
	45-25		46-15		75-1
	46-25		47-15		76-1
	47-25		48-15		77-1
	48-25	57630-93900	73-29		78-1
55332-99J10	73-22	57631-93901	44-19	61112-99JL0	74-2
56120-99J40-0EP	73-10		45-19		75-2
56123-986L0	62-7		46-19		76-2
	63-7		47-19		77-2
	65-7		48-19		78-2
56130-90L00	44-21	57632-94J00	73-17	61131-90L00-RB4	74-3
	45-21	57632-98501	44-20		75-3
	46-21		45-20		76-3
	47-21		46-20		77-3
	48-21		47-20		78-3
56132-99J10	44-23		48-20	61138-944L0	74-18
	45-23	57633-93901	73-23		75-18
	46-23	58100-90L01-019	73-15-4		76-18
	47-23	58100-90L11-019	73-15-5		77-18
	48-23	58100-90L21-019	73-15-6		78-18
57100-90L30	44-1-2	58100-93703-019	73-15-1	61400-90L10-0EP	79-1
	45-1	58100-93733-019	73-15-2		80-1
	46-1-2	58100-93743-019	73-15-3		81-1
	47-1-2	58120-93701	73-16		82-1
	48-1-2	59178-97J00	73-8		83-1
57100-90L40	44-1-1	59412-91J00	19-7	61431-90L00-0EP	79-2
	46-1-1		20-7		80-2
	47-1-1		22-7		81-2
	48-1-1	59441-94J00	44-17		82-2
57311-99J10	44-8		45-17		83-2
	45-8		46-17	61435-93991	79-6
	46-8		47-17		80-6
	47-8		48-17		81-6
	48-8	59441-99J00	44-18	61435-939A1	82-6
	44-9		45-18		83-6
57510-99J10	45-9		46-18	61441-90L00	79-9
	46-9		47-18		80-10
	47-9		48-18		81-10
	48-9	59800-90L00	79-11		82-9
57521-99J10	44-10		80-12		83-10
	45-10		81-12	61449-93921	80-7
	46-10		82-11		81-7
	47-10		83-12		83-7
	48-10			61458-89L00	79-7
57610-99JL0	44-14				80-8

PART NO.	FIG.NO.-REF.NO.	PART NO.	FIG.NO.-REF.NO.	PART NO.	FIG.NO.-REF.NO.
	81-8		85-1		85-7
	82-7		86-1		86-7
	83-8		87-1		87-7
61472-94J00	28-11		88-1		88-7
61610-90L00	74-11	63210-93E30	84-21	63625-93900	84-24
	75-11		85-21		85-24
	76-11		86-21		86-24
	77-11		87-21		87-24
	78-11		88-21		88-24
61616-93E00	74-12	63215-93110	84-23	65000-95D01	90-1
	75-12		85-23		91-1
	76-12		86-23		92-1
	77-12		87-23	65000-99100	89-1
	78-12		88-23	65318-93910	91-15
61622-90L00	79-3	63220-91L00	84-10	65520-95D00	90-2
	80-3		85-10		91-2
	81-3		86-10		92-2
	82-3		87-10	65520-99100	89-2
	83-3		88-10	65561-95D00	89-3
61642-93902	74-13	63223-89J00	85-19		90-3
	75-13		86-19		91-3
	76-13		88-19		92-3
	77-13	63223-92D00	84-19	65700-87DA1	90-8
	78-13		87-19		92-8
63111-91L00-0EP	84-8	63225-93200	84-17	65700-94416	93-6
	85-8		85-17		94-6
	86-8		86-17	65700-94433	93-12
	87-8		87-17		94-12
	88-8		88-17	65700-95D04	89-8
63114-94300	84-2	63225-94J00	84-16	65700-96362	91-8
	85-2		85-16	65720-94403	93-1
	86-2		86-16		94-1
	87-2		87-16	65720-95512	89-13
	88-2		88-16		93-2
63115-96310	84-3	63240-94J10	84-11		94-2
	85-3		85-11	65720-985L0	90-13
	86-3		86-11		91-13
	87-3		87-11		92-13
	88-3		88-11	65740-95D01	90-7
63118-94300	84-25-1	63241-986B0	84-12		91-7
	85-25-1		85-12		92-7
	86-25-1		86-12	65740-99100	89-7
	87-25-1		87-12	65750-94404	93-13
	88-25-1		88-12		94-13
63118-94310	84-25-2	63244-94J00	84-13	65750-95500	89-9
	85-25-2		85-13		90-9
	86-25-2		86-13		91-9
	87-25-2		87-13		92-9
	88-25-2		88-13		93-7
63121-90L00-0EP	84-1	63610-91L00	84-7		94-7

PART NO.	FIG.NO.-REF.NO.	PART NO.	FIG.NO.-REF.NO.	PART NO.	FIG.NO.-REF.NO.
65750-98505	89-10	67243-95600	99-12		83-13
	90-10	67244-95600	99-13	68111-99J00	79-10
	91-10	67245-95600	99-14		80-11
	92-10	67251-99E10	99-15		81-11
65761-91L00	89-14	67252-95600	99-16		82-10
	93-3	67253-95600	99-17		83-11
	94-3	67255-99E00	99-18	68165-16B00-13L	99-37
65770-90J11	93-8	67256-95600	99-19	69711-93E10	28-10
	94-8	67257-99E00	99-20	69712-93E10	79-8
65770-90L01	90-11	67258-99E00	99-21		80-9
	92-11	67259-87D00	99-22		81-9
65770-99J01	89-12	67261-99E00	99-23		82-8
65779-93900	91-12	67264-95600	99-25		83-9
65781-98500	89-11	67267-93J00	99-26		
	90-12	67273-95600	99-27		
	91-11	67275-95600	99-28		
	92-12	67288-92E00	99-29		
	93-14	67292-94300	99-30		
	94-14	67294-95600	99-31		
65830-95500	93-9	67296-90J00	99-32		
	93-15	67296-94300	99-33	99000-81159-50M	28-12
	94-9	67296-94310	99-34	99011-90L20-063	79-13
	94-15	67296-95600	99-34		82-13
65831-95D00	89-4	67296-95610	99-35	99011-90L30-063	80-14
	90-4	67297-95600	99-36		81-14
	91-4	67320-93J00	99-44-1		83-14
	92-4	67320-93J10	99-44-2		
	93-10	67320-93J20	99-44-3		
65842-94401	93-16	67320-93J30	99-44-4		
	94-10	67320-93J40	99-44-5		
	94-16	67320-93J50	99-44-6		
65890-95D00	90-5	67320-93J60	99-44-7		
	91-5	67320-93J70	99-44-8		
	92-5	67320-93J80	99-44-9		
65890-99100	89-5	67340-93900	98-2		
65892-95D00	89-6	67341-94302	98-18	01421-06307	7-16
	90-6	67410-93501	98-13		8-18
	91-6	67413-93900	98-10		9-18
	92-6	67417-93900	98-16		10-16
	67-33	67440-93900	98-4		11-18
67110-99710	98-1	67466-95200	98-15	01550-06167	74-16
67130-93820	99-43	67701-89E10	100-1		75-16
67140-95600	99-1	67721-93E00	100-3		76-16
67200-939B4	99-5	67725-99E10	100-4		77-16
67212-95600	99-6	67726-99E00	100-5		78-16
67220-95620	99-7	67728-99E00	100-6	01550-06207	28-8
67223-99E10	99-8	68110-89L00	79-12	01550-06257	1-12
67229-95600	99-9		80-13		2-12
67232-95600	99-10		81-13		3-12
67238-87D00	99-11		82-12		4-12
67241-99E10					

PART NO.	FIG.NO.-REF.NO.	PART NO.	FIG.NO.-REF.NO.	PART NO.	FIG.NO.-REF.NO.
01550-06357	5-12	02112-06127	50-9	02162-06257	58-2
	7-6		51-9		59-2
	8-6		52-9		64-4
	9-6		53-9		95-14
	10-6		54-9		49-11
-----	11-6	02112-06257	50-11	02162-06257	49-11
	74-7		50-14		56-7
	75-7		51-11		57-7
	76-7		51-14		58-7
	77-7		52-11		59-7
	78-7		52-14		74-10
	7-14		53-11		75-10
01550-06907	8-16	02112-3306A	53-14	03141-0416A	76-10
	9-16		54-11		77-10
	10-14		54-14		78-10
	11-16		7-4		23-11
01560-06357	1-15	02112-35127	8-4	03241-0516A	24-11
	2-15		9-4		25-11
	3-15		10-4		26-11
	4-15		11-4		27-11
	5-15		49-15		7-9
01560-06457	1-7	02142-05257	60-2	03241-0516A	8-9
	2-7	02162-05127	96-7		9-9
	3-7		8-15		10-9
	4-7		9-15		11-9
	5-7		11-15		60-9
01560-06657	1-6		02162-05167	29-6	03241-0625A
	2-6	30-6		79-4	
	3-6	31-6		80-4	
	4-6	32-6		81-4	
	5-6	33-6		82-4	
	1-8	29-5		83-4	
01560-08457	2-8	02162-06127	30-5	04211-09109	1-5
	3-8		31-5		2-5
	4-8		32-5		3-5
	5-8		33-5		4-5
	49-12		39-7		5-5
01580-08257	1-3	02112-05167	40-7	08110-60020	44-2
	2-3		41-7		45-2
	3-3		42-7		46-2
	4-3		43-7		47-2
02112-05167	5-3	02112-05167	61-2	08110-60050	48-2
	29-7		62-2		73-11
	30-7		63-2		29-10
	31-7		64-6		29-13
	32-7		65-2		29-14
	33-7		97-3		30-10
02112-05207	42-9	02162-06167	55-2	08310-00057	30-11
	95-13		56-2		31-10
	29-8		57-2		31-11

PART NO.	FIG.NO.-REF.NO.	PART NO.	FIG.NO.-REF.NO.	PART NO.	FIG.NO.-REF.NO.
09108-08300	32-10	09108-08300	25-13	09118-08172	71-18
	32-11		26-13		72-18
	33-10		27-13		68-2
	33-11		84-6		69-2
	42-10		85-6		70-2
08310-00067	95-16	09111-10067	86-6	09119-05010	71-2
	49-16		87-6		72-2
	74-17		88-6		29-12
	75-17		66-17		30-9
	76-17		09116-06223		74-8
	77-17		75-8		32-9
	78-17		76-8		33-9
08316-10067	97-4	09116-06225	77-8	09119-06047	98-7
	7-17		78-8		74-4
	8-19		68-4		09125-05124
	9-19		69-4		75-4
08316-10087	10-17	09116-06227	70-4	09125-06063	76-4
	11-19		71-4		77-4
	18-7		72-4		78-4
	19-4		73-14		67-9
	20-4		09116-06229		73-14
08321-0105A	21-7	09116-06229	44-24	09126-05003	99-39
	22-4		45-24		09126-06006
	96-8		46-24		84-20
	49-17		47-24		85-20
	50-12		48-24		86-20
	50-15		17-3		87-20
09116-06232	51-12	09116-06235	68-24	09126-06022	88-20
	51-15		69-24		50-7
	52-12		70-24		51-7
	52-15		71-24		52-7
	53-12		72-24		53-7
09116-08151	53-15	09116-08154	73-5	09136-05041	54-7
	54-12		68-16		84-14
	54-15		69-16		85-14
	95-17		70-16		86-14
	97-5		71-16		87-14
08322-01057	29-9	09116-08155	72-16	09136-06145	88-14
	97-6		68-21		74-9
	66-12		69-21		75-9
	99-38		70-21		76-9
	67-25		71-21		77-9
09100-08310	68-17	09118-08168	72-21	09140-05005	78-9
	69-17		68-1		74-5
	70-17		69-1		75-5
	71-17		70-1		76-5
	72-17		71-1		77-5
09103-06281	73-7	09118-08170	72-1	09140-06020	78-5
	23-13		68-18		98-9
	24-13		69-18		99-40
09108-06141	70-18	09140-08023-XC0	68-19	69-19	

PART NO.	FIG.NO.-REF.NO.	PART NO.	FIG.NO.-REF.NO.	PART NO.	FIG.NO.-REF.NO.
	70-19		34-8	09160-17027	44-11-7
	71-19		35-8		45-11-7
	72-19		36-8		46-11-7
	84-4		37-8		47-11-7
	85-4		38-8		48-11-7
	86-4		67-17	09160-17028	44-11-9
	87-4		67-29		45-11-9
	88-4		98-20		46-11-9
	100-8	09160-06104	99-41		47-11-9
09140-10032	90-14	09160-08059	98-21		48-11-9
	91-14	09160-08082	67-26	09160-17039	44-11-2
	92-14		67-36		45-11-2
	93-4		68-20		46-11-2
	94-4		69-20		47-11-2
09140-14008	50-3		70-20		48-11-2
	51-3		71-20	09160-17040	44-11-4
	52-3		72-20		45-11-4
	53-3	09160-08084	68-22		46-11-4
	54-3		69-22		47-11-4
09141-12005	73-18		70-22		48-11-4
09148-06008	7-13		71-22	09160-17041	44-11-6
	10-13		72-22		45-11-6
	84-15	09160-10082	66-18		46-11-6
	85-15	09160-12066	73-19		47-11-6
	86-15		89-15		48-11-6
	87-15		93-5	09160-17042	44-11-8
	88-15		94-5		45-11-8
09148-06017	74-6	09160-14052	50-4		46-11-8
	75-6		51-4		47-11-8
	76-6		52-4		48-11-8
	77-6		53-4	09160-20027	44-4
	78-6		54-4		45-4
09159-08059	67-35	09160-16053	62-8		46-4
	98-11		63-8		47-4
09159-22L01	66-15		65-8		48-4
09160-06066	7-15	09160-17024	44-11-1	09160-20042	44-5-2
	8-17		45-11-1		45-5-2
	9-17		46-11-1		46-5-2
	10-15		47-11-1		47-5-2
	11-17		48-11-1		48-5-2
	29-4	09160-17025	44-11-3	09160-20043	44-5-3
	30-4		45-11-3		45-5-3
	31-4		46-11-3		46-5-3
	32-4		47-11-3		47-5-3
	33-4		48-11-3		48-5-3
09160-06082	23-14	09160-17026	44-11-5	09160-20044	44-5-4
	24-14		45-11-5		45-5-4
	25-14		46-11-5		46-5-4
	26-14		47-11-5		47-5-4
	27-14		48-11-5		48-5-4

PART NO.	FIG.NO.-REF.NO.	PART NO.	FIG.NO.-REF.NO.	PART NO.	FIG.NO.-REF.NO.
09160-20052	6-10		48-5-6		67-31
09160-21L01	44-6	09181-20248	44-5-7	09204-02004	73-20
	45-6		45-5-7	09205-02004	34-4
	46-6		46-5-7		35-4
	47-6		47-5-7		36-4
	48-6		48-5-7		37-4
09160-25040	44-12-4	09181-20251	44-5-1		38-4
	45-12-4		45-5-1	09205-02006	98-6
	46-12-4		46-5-1	09205-03038	84-9
	47-12-4		47-5-1		85-9
	48-12-4		48-5-1		86-9
09160-25041	44-12-5	09181-25160	44-12-1		87-9
	45-12-5		45-12-1		88-9
	46-12-5		46-12-1	09209-05017	98-8
	47-12-5		47-12-1	09248-08001	73-9
	48-12-5		48-12-1	09250-21003	74-22
09160-25042	44-12-6	09181-25162	44-12-2		77-22
	45-12-6		45-12-2	09262-25003	73-3
	46-12-6		46-12-2	09262-25L09	6-16
	47-12-6		47-12-2	09263-14L02	6-5
	48-12-6		48-12-2	09263-17L03	73-2
09160-27013	67-5	09181-25164	44-12-3	09263-20L03	6-9
09160-36003	6-18		45-12-3	09263-20L04	44-7
09160-46004	6-19		46-12-3		45-7
09161-04012	74-14		47-12-3		46-7
	75-14		48-12-3		47-7
	76-14	09181-25181	44-12-7		48-7
	77-14		45-12-7	09280-06012	34-9
	78-14		46-12-7		35-9
09163-06001	84-22		47-12-7		36-9
	85-22		48-12-7		37-9
	86-22	09200-05014	67-18		38-9
	87-22	09200-06061	67-19	09280-09012	34-10
	88-22	09202-04008	23-16		35-10
09164-08017	98-19		24-16		36-10
09180-06357	66-8		25-16		37-10
09181-15241	44-13		26-16		38-10
	45-13		27-16	09280-27004	67-6
	46-13	09202-04025	44-16	09280-57002	73-12
	47-13		45-16	09282-12L04	6-21
	48-13		46-16	09282-13L01	44-22
09181-20244	44-5-5		47-16		45-22
	45-5-5		48-16		46-22
	46-5-5	09202-06019	68-11		47-22
	47-5-5		69-11		48-22
	48-5-5		70-11	09283-25035	6-17
09181-20246	44-5-6		71-11	09283-25L05	6-20
	45-5-6		72-11	09289-06L02	34-11
	46-5-6	09202-06023	73-4		35-11
	47-5-6	09204-01002	67-20		36-11

SUZUKI DT9.9/15 PARTS CATALOGUE

SUZUKI MOTOR CORPORATION All rights reserved

No part of this document may be reproduced or transmitted in any form or by any means, electronic or mechanical, for any purpose, without the express written permission of Suzuki Motor Corporation.

SUZUKI MOTOR CORPORATION

Technical Readiness Group, Quality Administration Department
300 Takatsuka, Minami, Hamamatsu, Japan

Reprint Prohibited

SUZUKI MOTOR CORPORATION